



US00D490724S

(12) **United States Design Patent**
Aire

(10) **Patent No.:** **US D490,724 S**

(45) **Date of Patent:** **** Jun. 1, 2004**

(54) **WATCH**

(76) **Inventor:** **Christopher Aire**, 315 W. Ninth St.,
Suite 1211, Los Angeles, CA (US)
90015

(**) **Term:** **14 Years**

(21) **Appl. No.:** **29/190,338**

(22) **Filed:** **Sep. 18, 2003**

(51) **LOC (7) Cl.** **10-02**

(52) **U.S. Cl.** **D10/39; D10/125**

(58) **Field of Search** **D10/1-40, 122-132;**
368/280-282, 276-277, 285, 294-295

(56) **References Cited**

U.S. PATENT DOCUMENTS

D318,807 S	*	8/1991	Lambert	D10/30
D444,715 S	*	7/2001	Gueit	D10/32
D462,015 S	*	8/2002	Blondin	D10/30
D469,364 S		1/2003	Mittersinker et al.		
D471,472 S	*	3/2003	Mittersinker et al.	D10/39
D473,803 S		4/2003	d'Origny		
D474,696 S		5/2003	Takahashi		

D474,697 S 5/2003 Fu et al.

D474,700 S 5/2003 Court

D475,306 S 6/2003 Modolo

D475,638 S 6/2003 Modolo

D475,934 S 6/2003 Bulgari

D475,935 S 6/2003 Modolo

D476,582 S 7/2003 Sugiura

D478,515 S 8/2003 Sugiura et al.

D479,136 S 9/2003 Buamgartner

* cited by examiner

Primary Examiner—Nelson C. Holtje


(57) **CLAIM**

The ornamental design for a watch, as shown.

DESCRIPTION

FIG. 1 is a top plan view of my new design;
FIG. 2 is a bottom plan view thereof;
FIG. 3 is a right side elevational view thereof;
FIG. 4 is a left side elevational view thereof;
FIG. 5 is a rear end elevational view thereof; and,
FIG. 6 is a front end elevational view thereof.

1 Claim, 2 Drawing Sheets






Fig. 1




Fig. 2




Fig. 3




Fig. 4




Fig. 5




Fig. 6