



US00D490720S

(12) **United States Design Patent**
Modolo

(10) **Patent No.:** **US D490,720 S**

(45) **Date of Patent:** **** Jun. 1, 2004**

(54) **WRISTWATCH**

(75) **Inventor:** **Dino Modolo**, La Chaux-de-Fonds
(CH)

(73) **Assignee:** **Luxury Timepieces International SA**,
Neuchatel (CH)

(**) **Term:** **14 Years**

(21) **Appl. No.:** **29/190,938**

(22) **Filed:** **Sep. 30, 2003**

(30) **Foreign Application Priority Data**

Apr. 1, 2003 (WO) DMA/006 016

(51) **LOC (7) Cl.** **10-02**

(52) **U.S. Cl.** **D10/32**

(58) **Field of Search** D10/1-40, 122-132;
368/276-277, 281-282, 285; D11/3-25;
63/1.1, 3, 5, 11; 224/164, 168, 178

(56) **References Cited**

U.S. PATENT DOCUMENTS

D155,768 S * 11/1949 Austin D10/32

D158,918 S * 6/1950 Winn D11/3
D297,417 S * 8/1988 Asano et al. D10/32
D298,610 S * 11/1988 Young D10/32
D303,936 S * 10/1989 Deblue D10/32
D360,591 S * 7/1995 Karan D10/32
D422,223 S * 4/2000 Bodino D10/32

* cited by examiner

Primary Examiner—Nelson C. Holtje

(74) *Attorney, Agent, or Firm*—Sughrue Mion, PLLc

(57) **CLAIM**

The ornamental design for a wristwatch, as shown.

DESCRIPTION

FIG. 1 is a perspective view of the top, front and right side of a wristwatch showing my new design;
FIG. 2 is a front view thereof;
FIG. 3 is a rear view thereof;
FIG. 4 is a right side view thereof;
FIG. 5 is a left side view thereof;
FIG. 6 is a top plan view; and,
FIG. 7 is a bottom plan view.

1 Claim, 2 Drawing Sheets

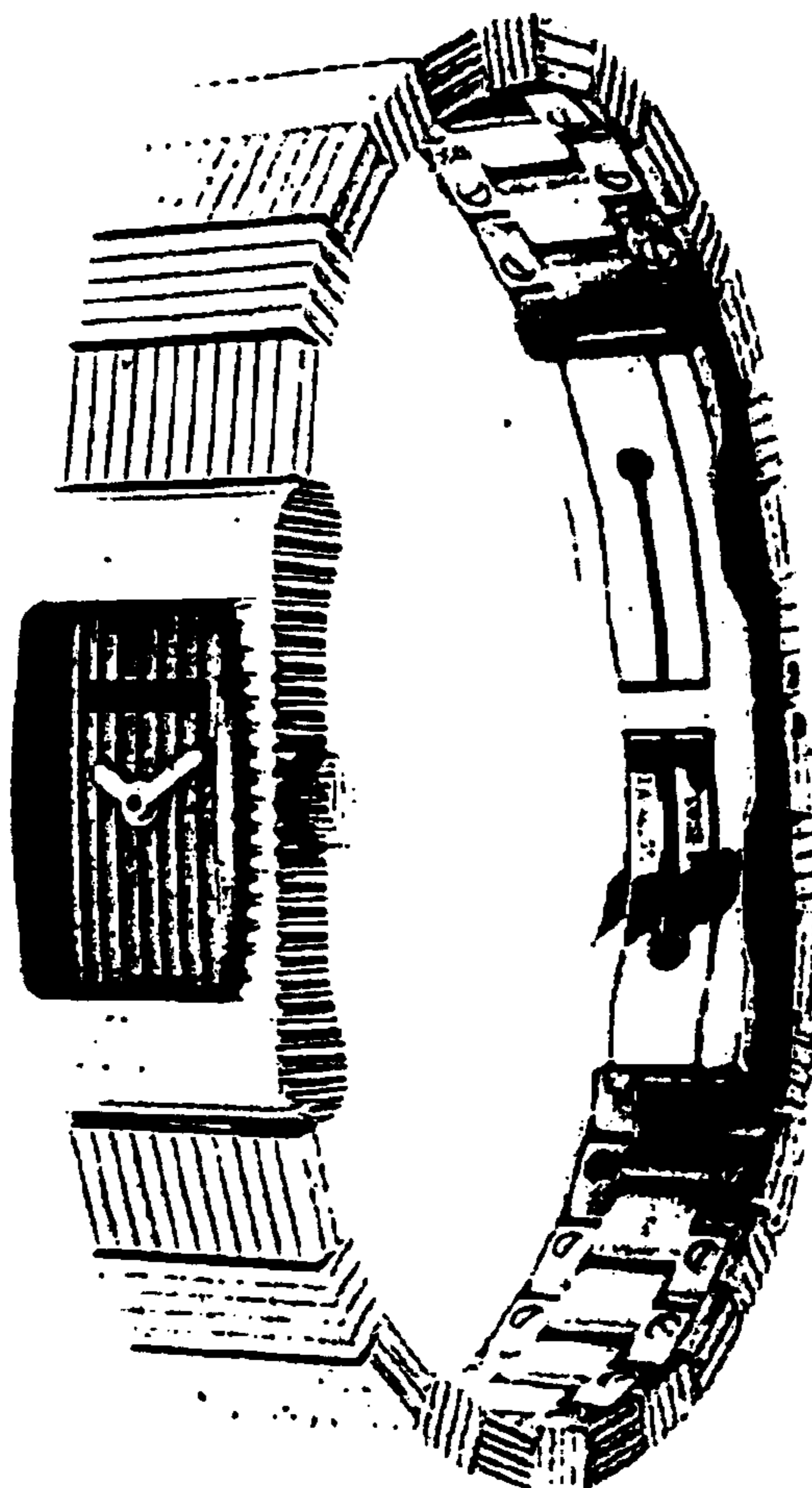


FIG. 1

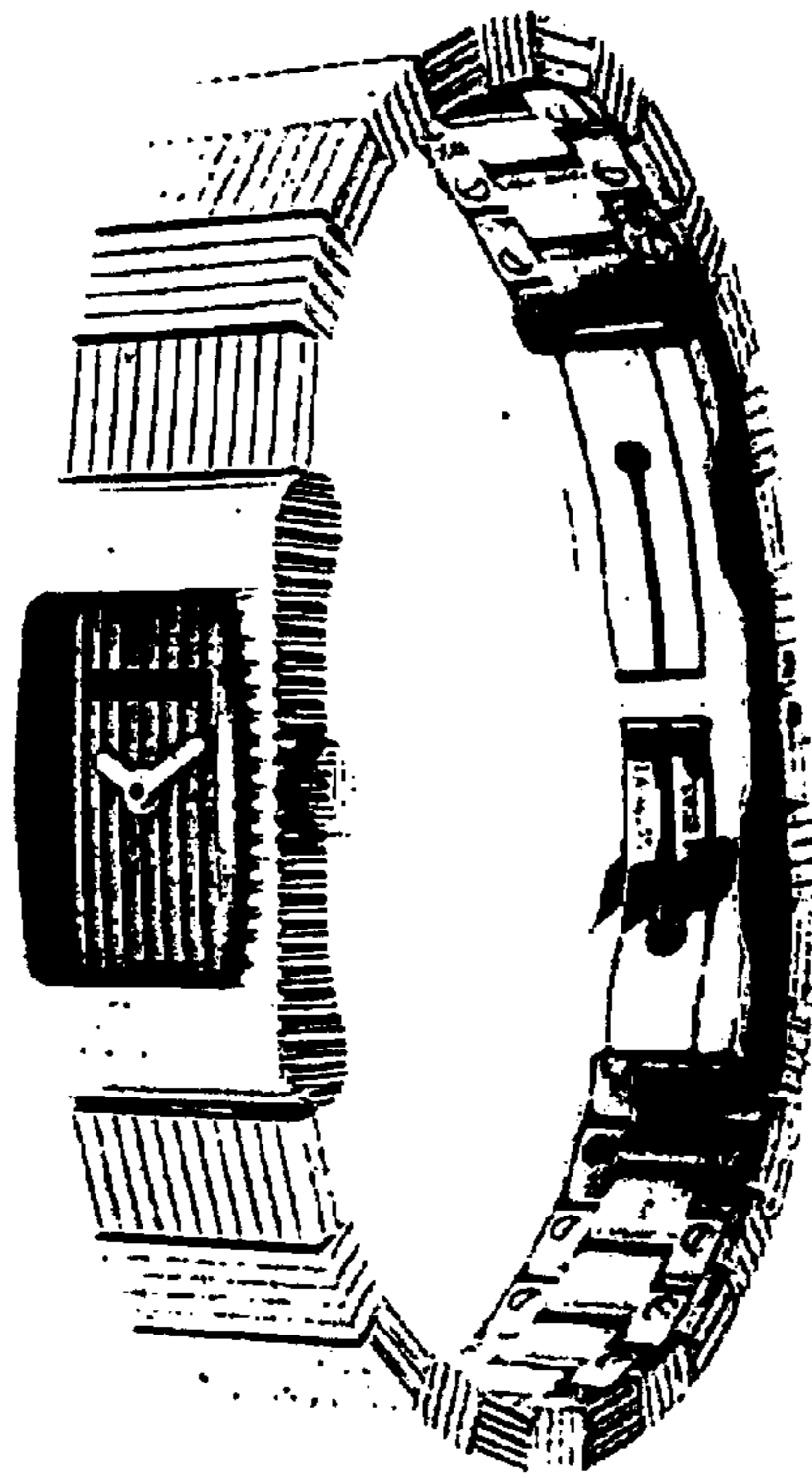


FIG. 2




FIG. 3




FIG. 4




FIG. 6




FIG. 5




FIG. 7

