



US00D490719S

(12) **United States Design Patent**  
**Schoepfer**

(10) **Patent No.:** **US D490,719 S**

(45) **Date of Patent:** **\*\* Jun. 1, 2004**

(54) **WATCH CASE**

(75) **Inventor:** **Eddy Schoepfer, Gorgier (CH)**

(73) **Assignee:** **Breitling SA, Grenchen (CH)**

(\*\*) **Term:** **14 Years**

(21) **Appl. No.:** **29/190,857**

(22) **Filed:** **Sep. 26, 2003**

(30) **Foreign Application Priority Data**

Apr. 1, 2003 (WO) ..... DMA/006 004

(51) **LOC (7) Cl. .... 10-02**

(52) **U.S. Cl. .... D10/32**

(58) **Field of Search ..... D10/1-40, 122-132;**  
**368/280-282, 276-277, 285, 294-295**

(56) **References Cited**

**U.S. PATENT DOCUMENTS**

- D340,872 S \* 11/1993 Schwarz ..... D10/39
- D368,663 S \* 4/1996 Giardiello ..... D10/39
- D371,081 S \* 6/1996 Mijatovic ..... D10/39
- D372,201 S \* 7/1996 Mijatovic ..... D10/39
- D415,043 S \* 10/1999 Fichter ..... D10/39
- D447,705 S \* 9/2001 Scheufele ..... D10/39
- D459,242 S \* 6/2002 Wunderman ..... D10/32

- D470,776 S \* 2/2003 Blondin ..... D10/30
- D484,815 S \* 1/2004 Baumann ..... D10/32

\* cited by examiner

*Primary Examiner*—Nelson C. Holtje

(74) *Attorney, Agent, or Firm*—Stroock & Stroock & Lavan LLP

(57) **CLAIM**

The ornamental design for a watch case, as shown and described.

**DESCRIPTION**

FIG. 1 is a perspective view of a watch case in accordance with a first aspect of the present invention.

FIG. 2 is a front plan view of the watch case depicted in FIG. 1.

FIG. 3 is a back plan view of the watch case depicted in FIG. 1.


FIG. 4 is a top view of the watch case depicted in FIG. 1.

FIG. 5 is a bottom view of the watch case depicted in FIG. 1.

FIG. 6 is a right-side view of the watch case depicted in FIG. 1; and,

FIG. 7 is a left-side view of the watch case depicted in FIG. 1.

**1 Claim, 7 Drawing Sheets**






FIG. 1




FIG. 2

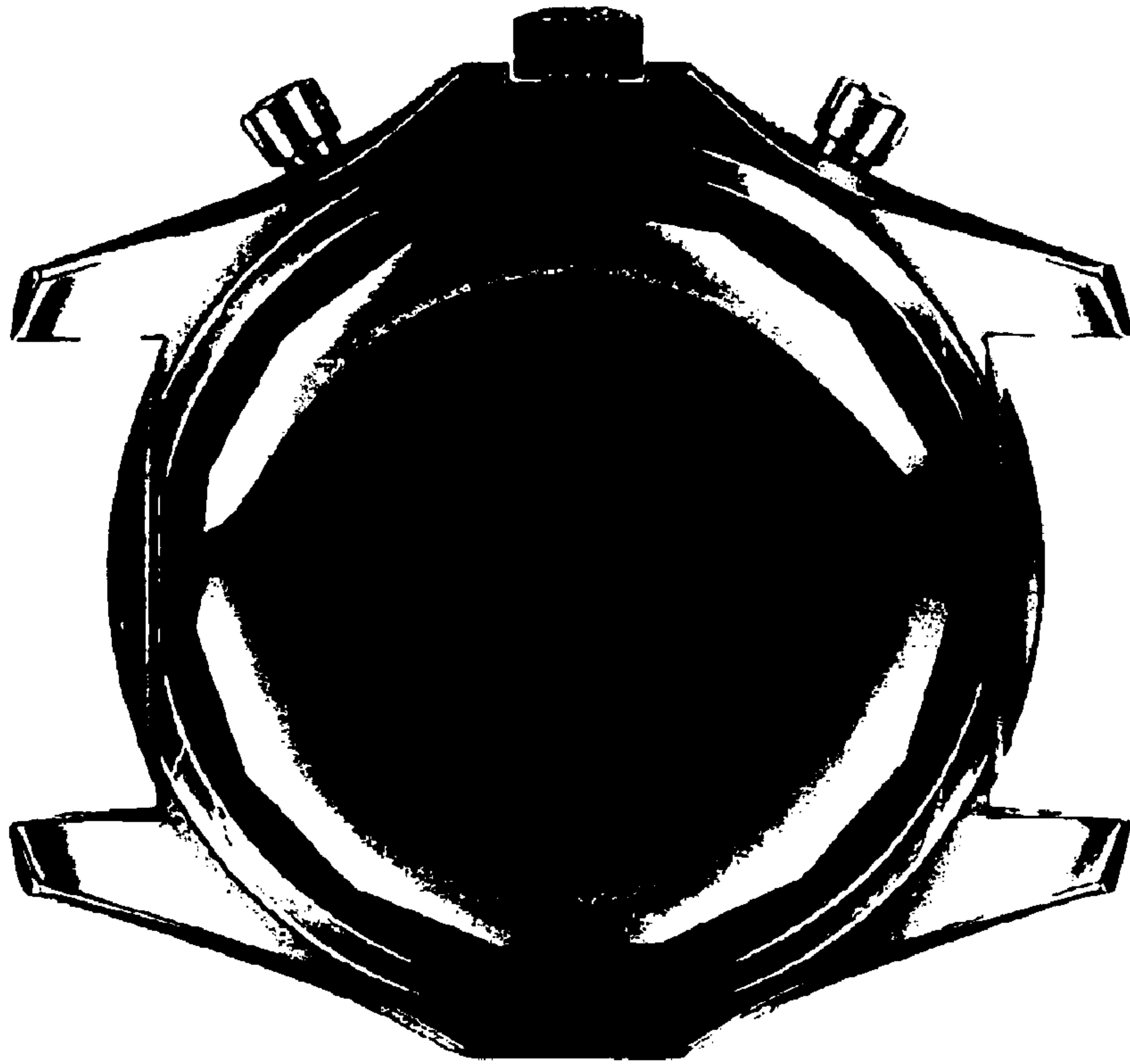



FIG. 3



**FIG. 4**




FIG. 5



FIG. 6



FIG. 7