



US00D490715S

(12) **United States Design Patent**  
**Ek**

(10) **Patent No.:** **US D490,715 S**

(45) **Date of Patent:** **\*\* Jun. 1, 2004**

(54) **WALL CLOCK**

(75) **Inventor:** **Bengt Ek, Båstad (SE)**

(73) **Assignee:** **EK Inter AG, Rottenburgh (CH)**

(\*\*) **Term:** **14 Years**

(21) **Appl. No.:** **29/165,683**

(22) **Filed:** **Aug. 12, 2002**

(30) **Foreign Application Priority Data**

Feb. 12, 2002 (WO) ..... 203633101

(51) **LOC (7) Cl.** ..... **10-01**

(52) **U.S. Cl.** ..... **D10/2**

(58) **Field of Search** ..... D10/2, 30, 40,  
D10/22-23; 368/10, 97-100

(56) **References Cited**

**U.S. PATENT DOCUMENTS**

D57,960 S \* 3/1921 Allen et al. .... D10/2  
1,511,893 A \* 10/1924 Luttrell et al. .... 368/98

2,583,245 A \* 1/1952 Van Valkenburgh ..... 368/97 X  
D348,617 S \* 7/1994 Riley ..... D10/57  
5,524,101 A \* 6/1996 Thorgersen et al. .... 368/10  
5,644,552 A \* 7/1997 Lien ..... 368/10  
5,828,541 A \* 10/1998 Wu ..... 368/278  
D403,594 S \* 1/1999 Liu ..... D10/28

\* cited by examiner

*Primary Examiner*—Nelson C. Holtje

(74) *Attorney, Agent, or Firm*—Finnegan, Henderson, Farabow, Garrett & Dunner LLP


(57) **CLAIM**

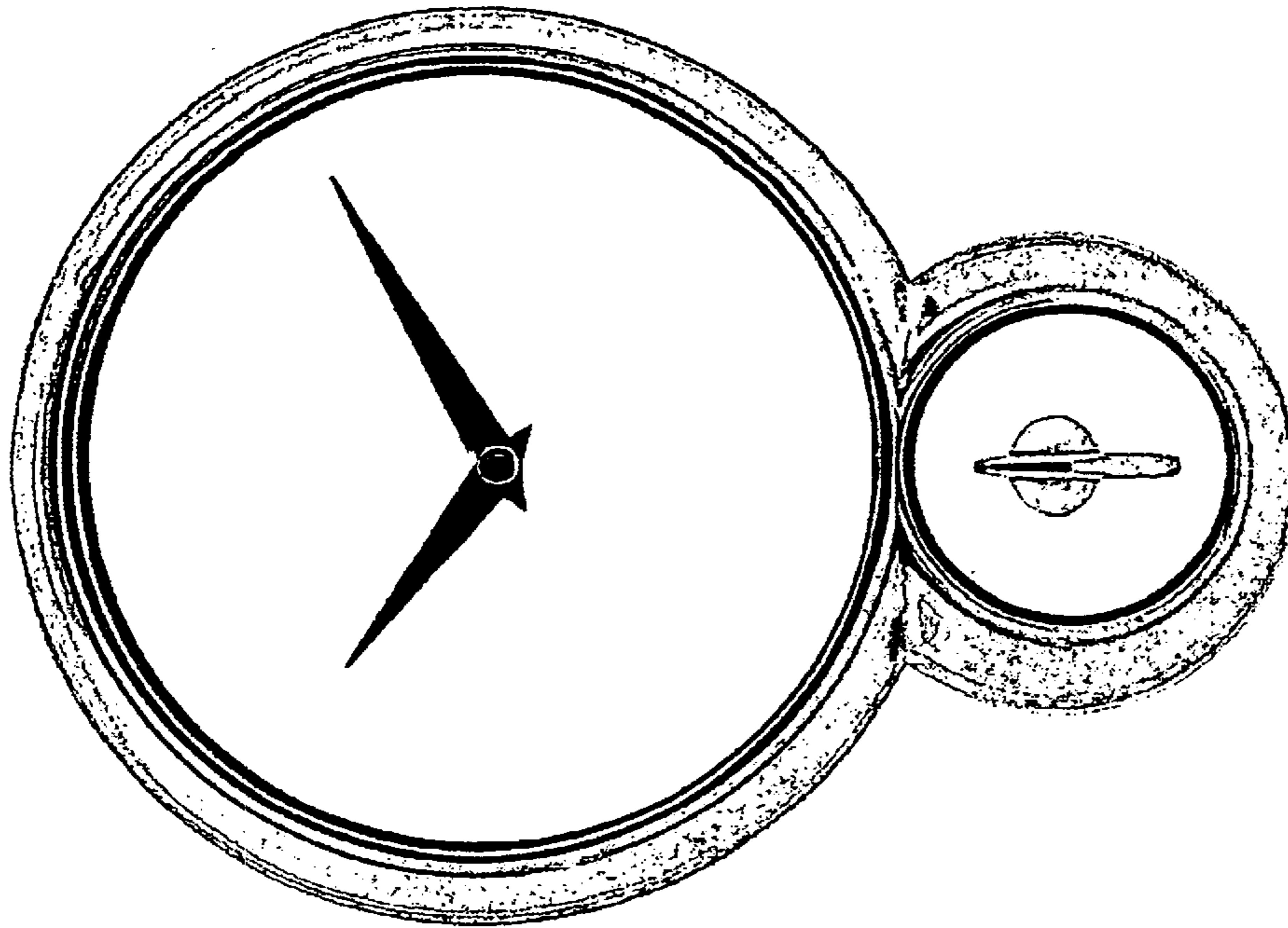
The ornamental design for the wall clock, as shown and described.

**DESCRIPTION**


FIG. 1 is a right-side perspective view of one embodiment of the wall clock of the new design; FIG. 2 is the front view of the embodiment of FIG. 1; and, FIG. 3 is the right-side view of the embodiment of FIG. 1, the left-side view being a mirror image thereof.

**1 Claim, 1 Drawing Sheet**





**FIG. 2**



**FIG. 1**


UNITED STATES PATENT AND TRADEMARK OFFICE  
**CERTIFICATE OF CORRECTION**

PATENT NO. : Des. 490,715 S  
APPLICATION NO. : 29/165683  
DATED : June 1, 2004  
INVENTOR(S) : Bengt Ek


Page 1 of 1

It is certified that error appears in the above-identified patent and that said Letters Patent is hereby corrected as shown below:

In the Drawings, replace FIG. 1 and Fig. 2 with the following:



**FIG. 1**



**FIG. 2**

Signed and Sealed this

Twelfth Day of June, 2007

A handwritten signature in black ink, reading "Jon W. Dudas". The signature is written in a cursive style and is placed on a light gray, dotted background.

JON W. DUDAS

*Director of the United States Patent and Trademark Office*

UNITED STATES PATENT AND TRADEMARK OFFICE  
**CERTIFICATE OF CORRECTION**

PATENT NO. : Des. 490,715 S  
APPLICATION NO. : 29/165683  
DATED : June 1, 2004  
INVENTOR(S) : Bengt Ek

Page 1 of 1

It is certified that error appears in the above-identified patent and that said Letters Patent is hereby corrected as shown below:

In the Drawings, add FIG. 3:



**FIG. 3**

Signed and Sealed this

Twenty-fourth Day of August, 2010

*David J. Kappos*

David J. Kappos  
*Director of the United States Patent and Trademark Office*