



US00D490701S

(12) **United States Design Patent**  
**Huang**

(10) **Patent No.:** **US D490,701 S**

(45) **Date of Patent:** **\*\* Jun. 1, 2004**

(54) **DECORATED CONTAINER**

D432,013 S \* 10/2000 Glees ..... D9/418

(75) Inventor: **Wendy H. Huang**, New York, NY (US)

\* cited by examiner

(73) Assignee: **Eastern Directory, Inc.**, New York, NY (US)

*Primary Examiner*—Prabhakar Deshmukh

(\*\*) Term: **14 Years**

(74) *Attorney, Agent, or Firm*—Abelman, Frayne & Schwab

(21) Appl. No.: **29/156,673**

(57) **CLAIM**

(22) Filed: **Mar. 4, 2002**

The ornamental design for a decorated container, as shown and described above.

(51) **LOC (7) Cl.** ..... **09-03**

**DESCRIPTION**

(52) **U.S. Cl.** ..... **D9/414; D9/418; D9/432**

(58) **Field of Search** ..... D9/420-424, 432, D9/307, 418; 206/457, 223, 541, 278, 278.1, 822; 289/116.1, 116.5; 220/4.21, 4.22, 4.24, 810, 324, 323, 844, 290; D3/273, 294

FIG. 1 is a top front perspective view showing my new open-work decorated container design, wherein the clasps, walls and overall configuration of the container are shown in broken lines for illustrative purposes only and form no part of the claimed design;

(56) **References Cited**

**U.S. PATENT DOCUMENTS**

|           |   |   |         |               |       |           |
|-----------|---|---|---------|---------------|-------|-----------|
| 2,501,694 | A | * | 3/1950  | Ruffin        | ..... | 229/116.1 |
| 2,526,596 | A | * | 10/1950 | Williamson    | ..... | 220/844   |
| 3,991,931 | A | * | 11/1976 | McMaster      | ..... | 229/116.1 |
| 4,383,638 | A | * | 5/1983  | Bixler        | ..... | 220/4.23  |
| 4,852,930 | A | * | 8/1989  | Agee          | ..... | 206/457   |
| D369,295  | S | * | 4/1996  | Kobari et al. | ..... | D9/423    |
| D384,807  | S | * | 10/1997 | Dougherty     | ..... | D9/423    |
| 5,673,796 | A | * | 10/1997 | Tulloch       | ..... | 229/116.1 |
| 6,070,754 | A | * | 6/2000  | Newby, Sr.    | ..... | 220/4.21  |

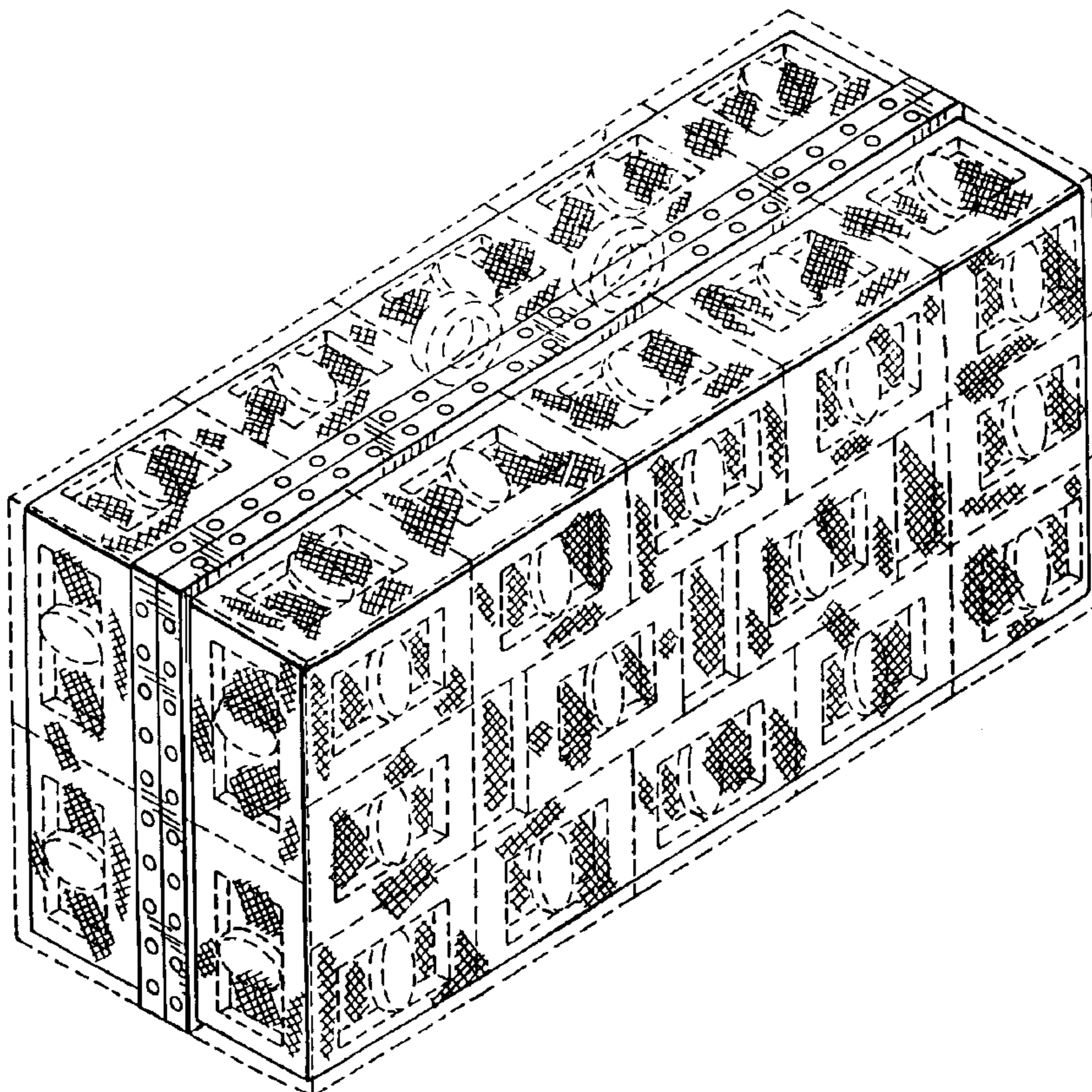
FIG. 2 is a left end view thereof, the right end being a mirror image;

FIG. 3 is a front elevation thereof, the rear elevation be a mirror image;

FIG. 4 is a bottom view thereof, wherein the hinges are shown in broken lines for illustrative purposes; and,

FIG. 5 is a perspective view similar to FIG. 1, showing the container in the open position to reveal the fabric liner, the exterior surface of which is visible through the openings in the walls, wherein the internal fastener is shown in broken lines for illustrative purposes only and forms no part of the claimed design.

**1 Claim, 3 Drawing Sheets**



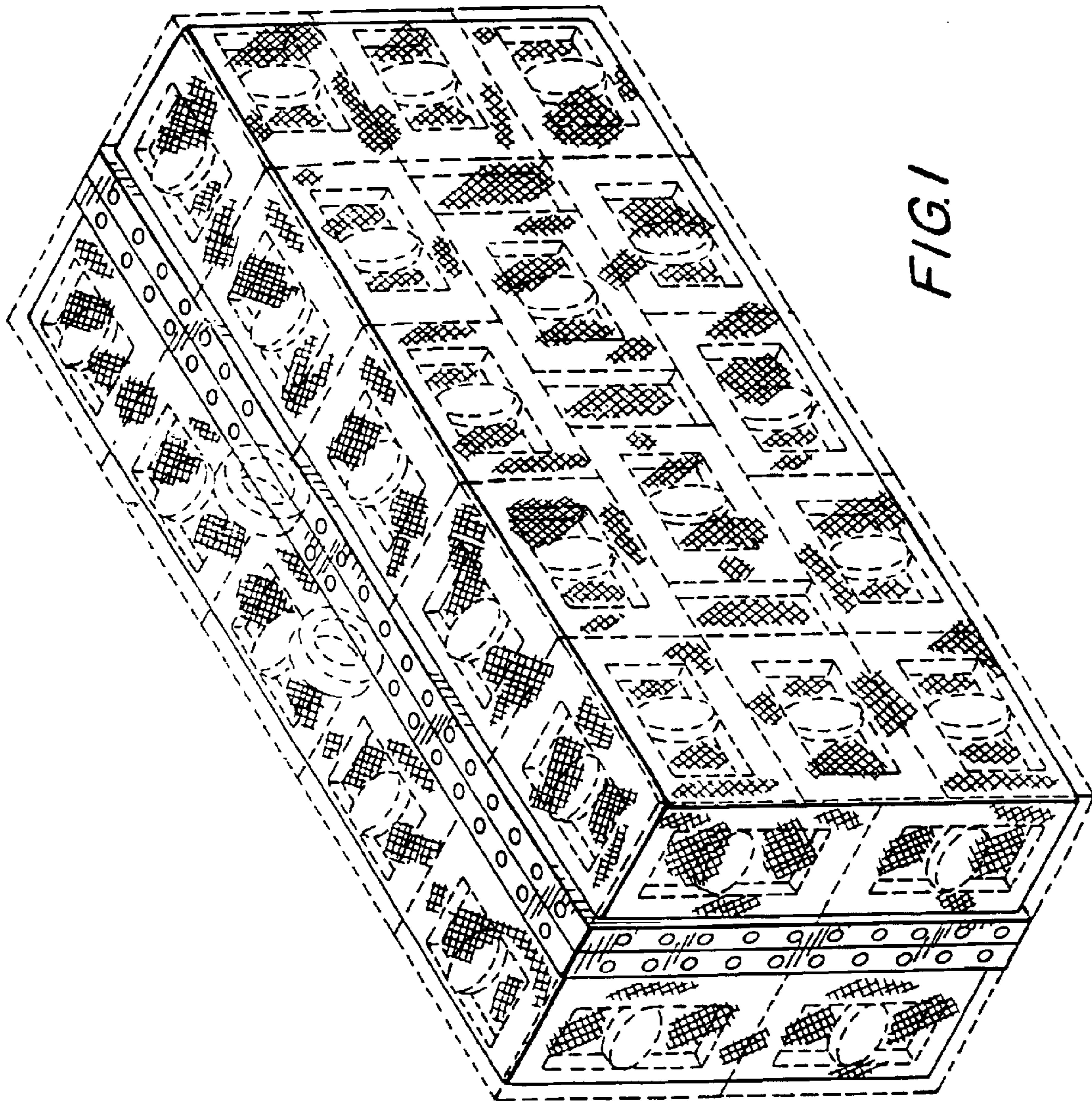


FIG. 1

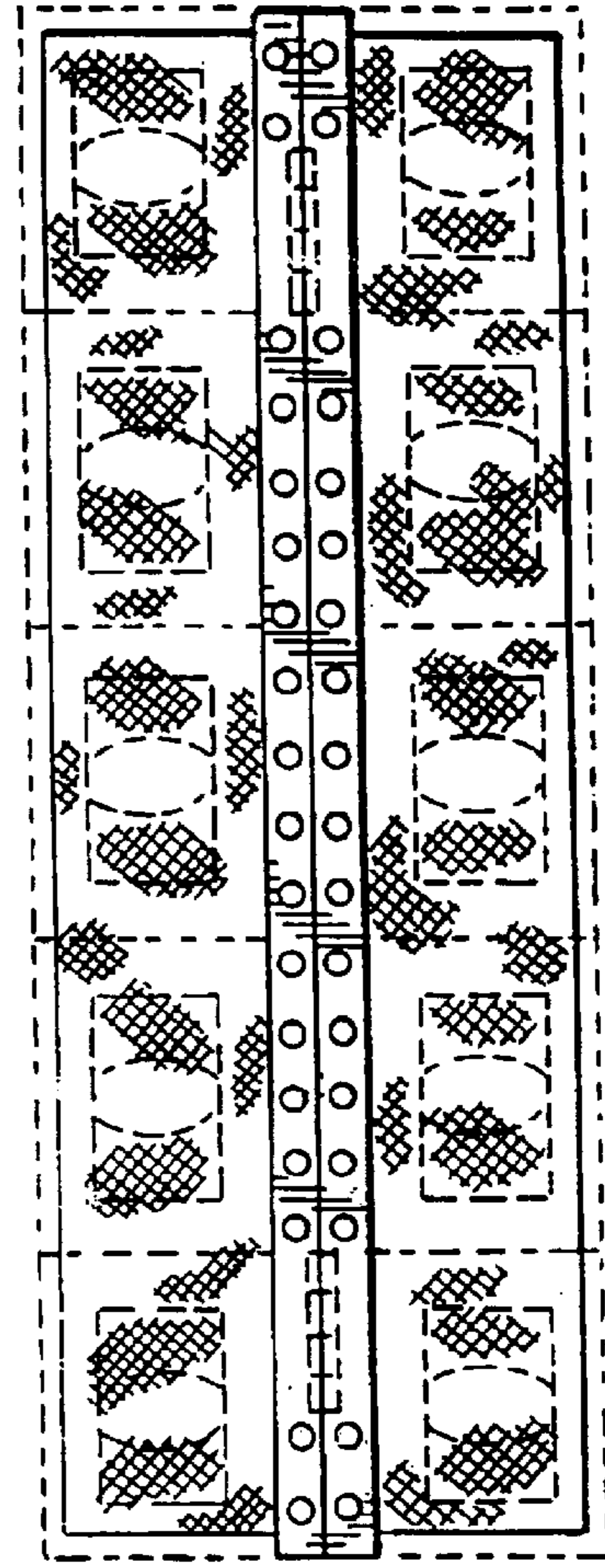
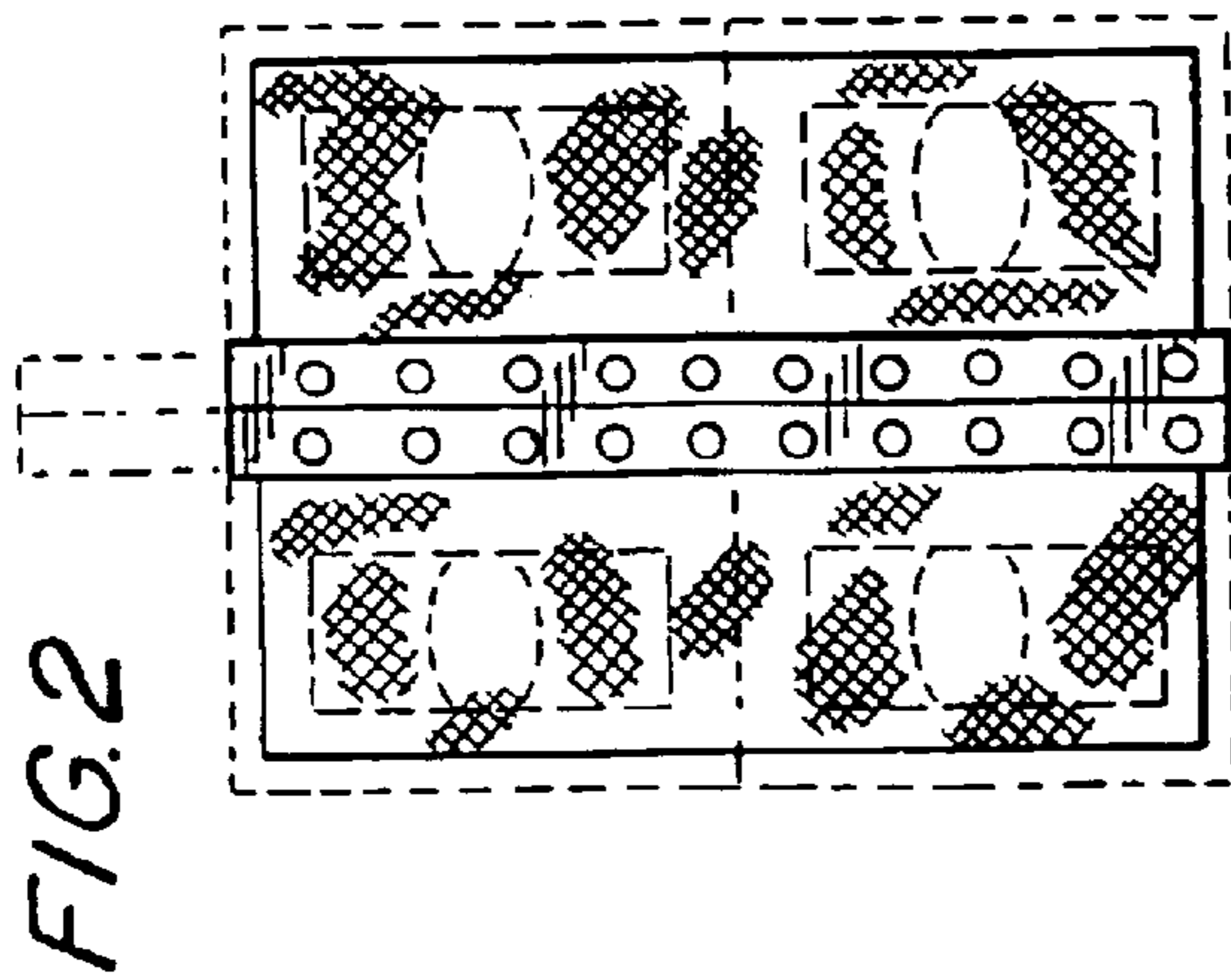
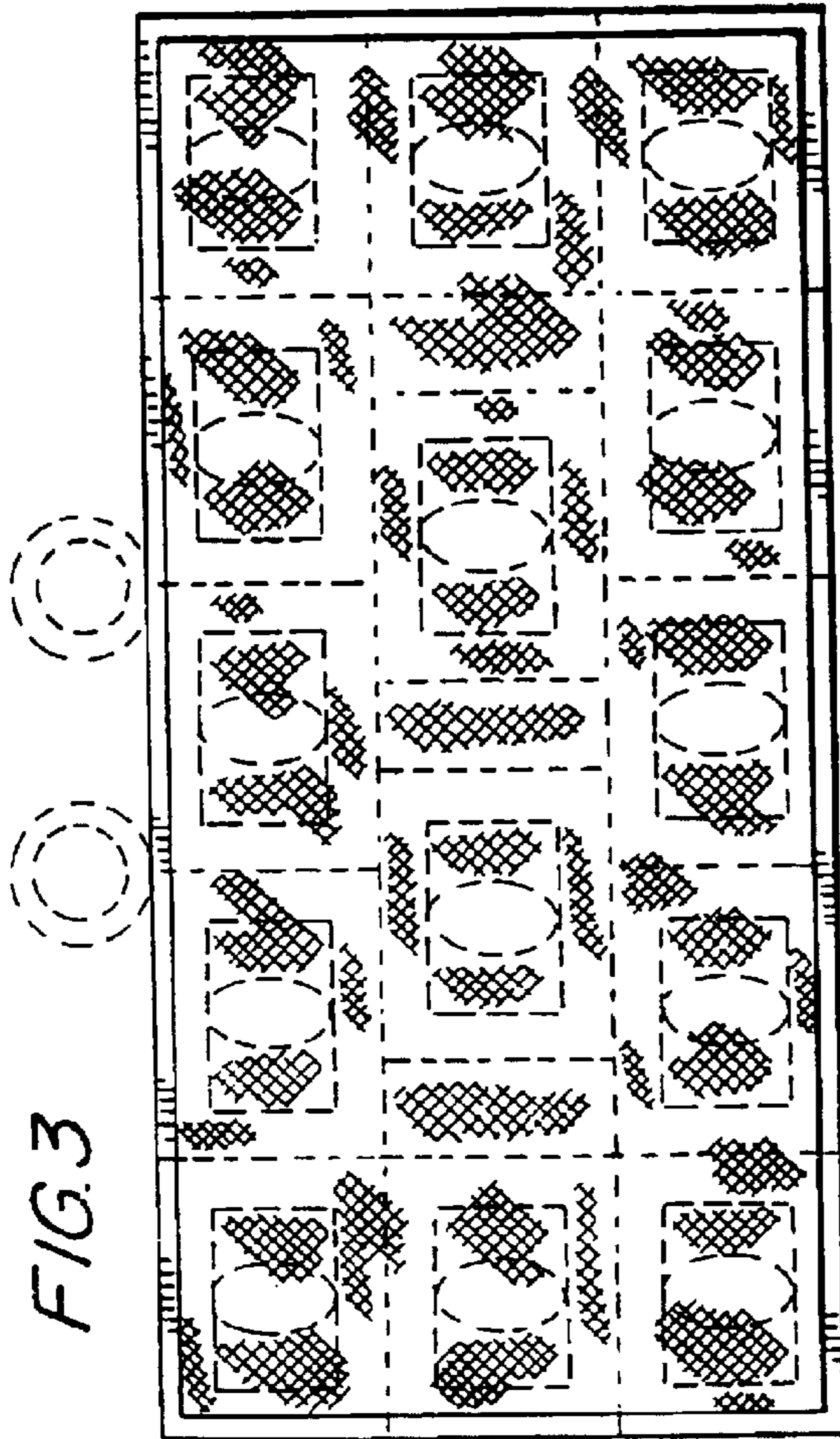


FIG. 5

