



US00D490699S

(12) **United States Design Patent**
Nelson et al.

(10) **Patent No.:** **US D490,699 S**

(45) **Date of Patent:** **** Jun. 1, 2004**

(54) **SPRAYER**

(75) Inventors: **Naomi Ruth Nelson**, Cincinnati, OH (US); **Michael James Rodber**, Leicester (GB); **Christopher Harris**, Rutland (GB)

(73) Assignee: **The Procter & Gamble Company**, Cincinnati, OH (US)

(**) Term: **14 Years**

(21) Appl. No.: **29/181,101**

(22) Filed: **May 5, 2003**

(51) **LOC (7) Cl.** **09-05**

(52) **U.S. Cl.** **D9/300**

(58) **Field of Search** D9/300, 447, 448, D9/500, 503, 504, 529, 545, 549, 554; 222/182-183, 321.1, 325, 340, 380, 394, 402.13; 239/333, 337; D28/85-87, 91.1

(56) **References Cited**

U.S. PATENT DOCUMENTS

3,198,399 A * 8/1965 Sagarin 222/182

3,227,321 A * 1/1966 Sagarin 222/402.13
3,471,065 A * 10/1969 Malone 222/321.1
D219,333 S * 12/1970 Doblin D9/300
D220,941 S * 6/1971 Usen D9/300
D369,098 S * 4/1996 Dinand D9/332

* cited by examiner

Primary Examiner—Paula A. Mortimer

(74) *Attorney, Agent, or Firm*—Mark A. Charles; Brahm J. Corstanje; Kim William Zerby

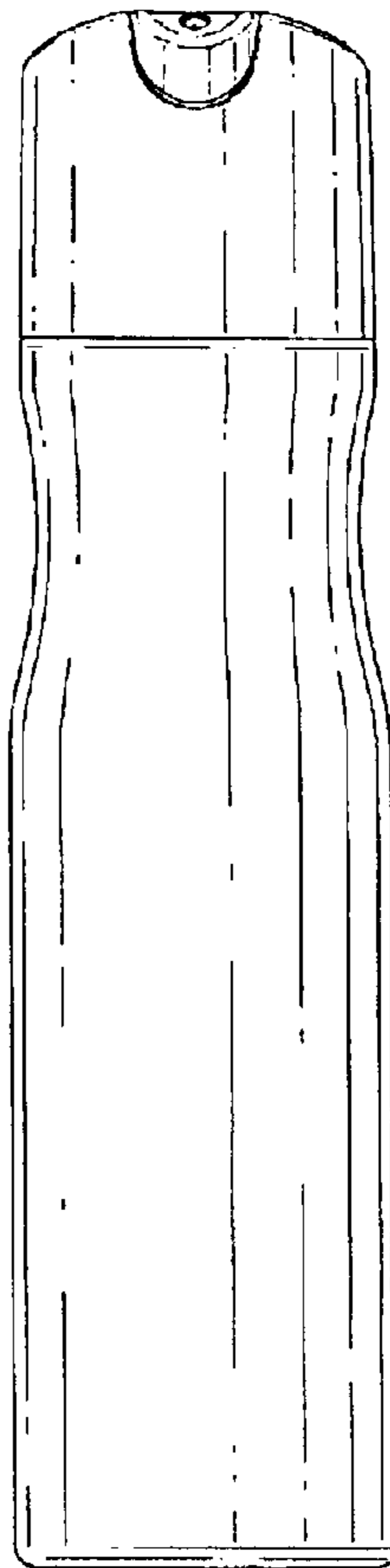
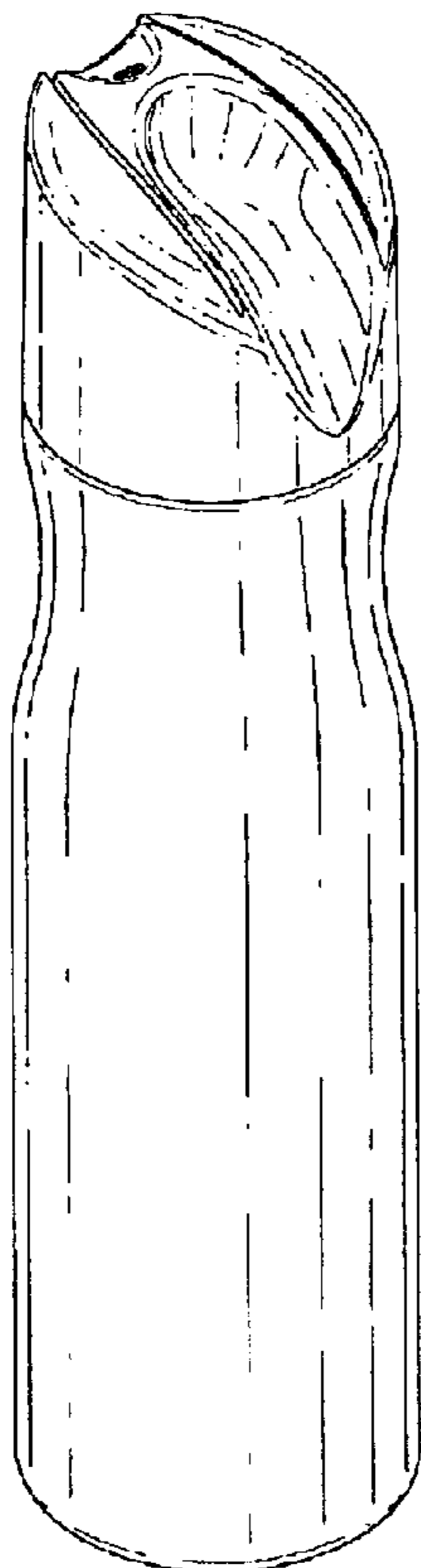
(57) **CLAIM**

The ornamental design for a sprayer, as shown and described.

DESCRIPTION

FIG. 1 is a top view of a sprayer embodying our new design; FIG. 2 is a perspective view of the sprayer; FIG. 3 is a rear view of the sprayer; FIG. 4 is a front view of the sprayer; FIG. 5 is a left side view of the sprayer, the right side view being the same; and, FIG. 6 is a bottom view of the sprayer.

1 Claim, 1 Drawing Sheet



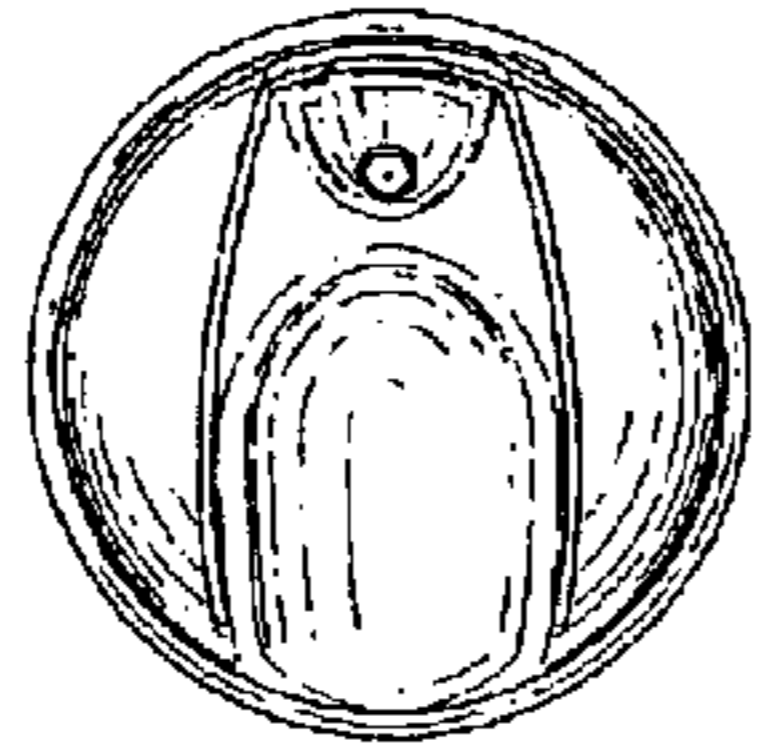


Fig. 1

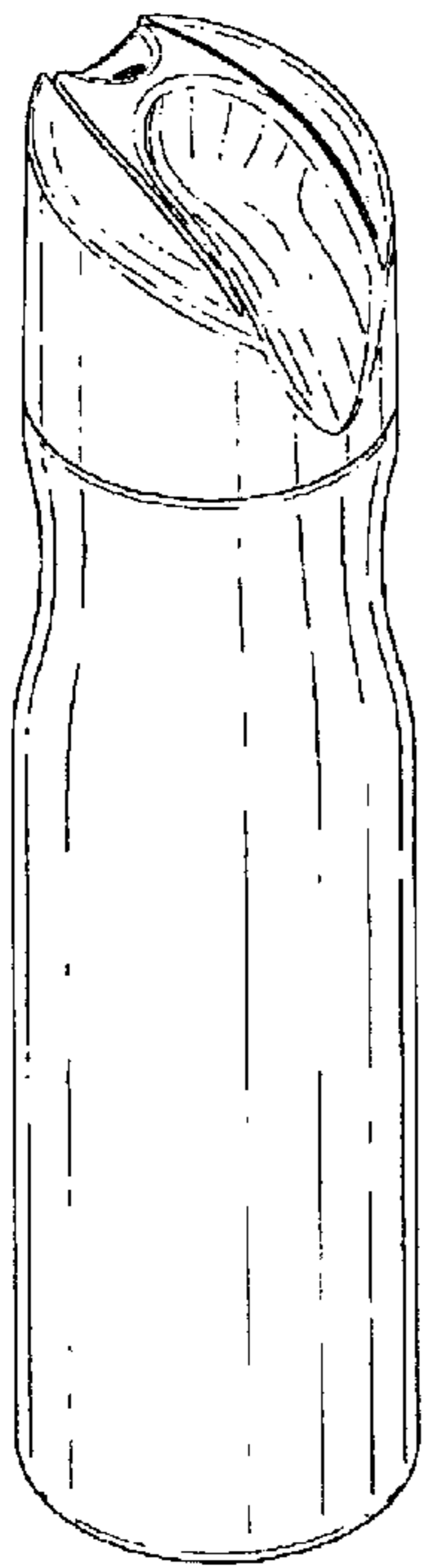


Fig. 2

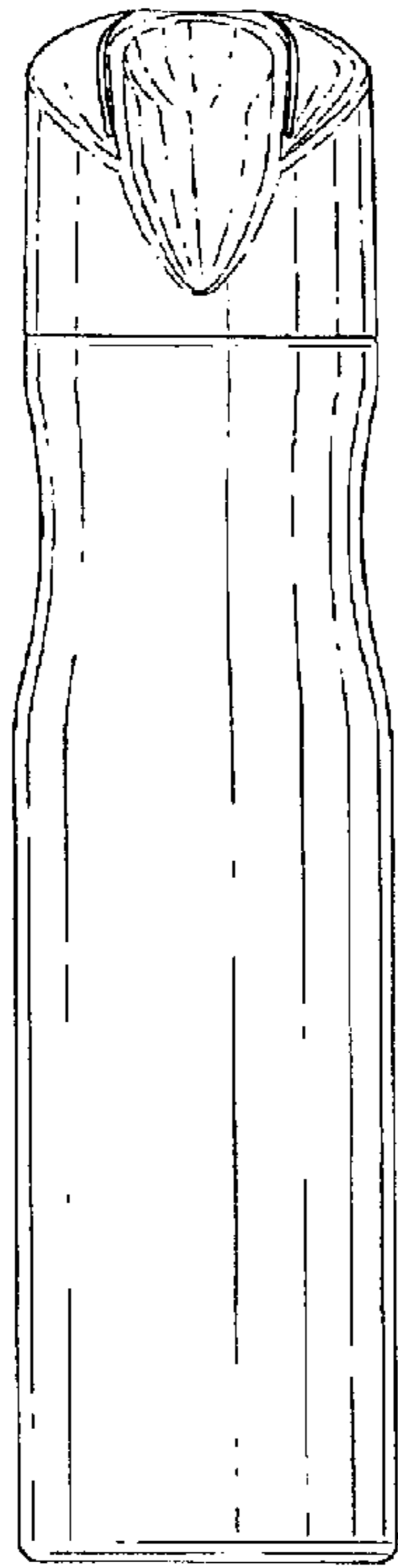


Fig. 3

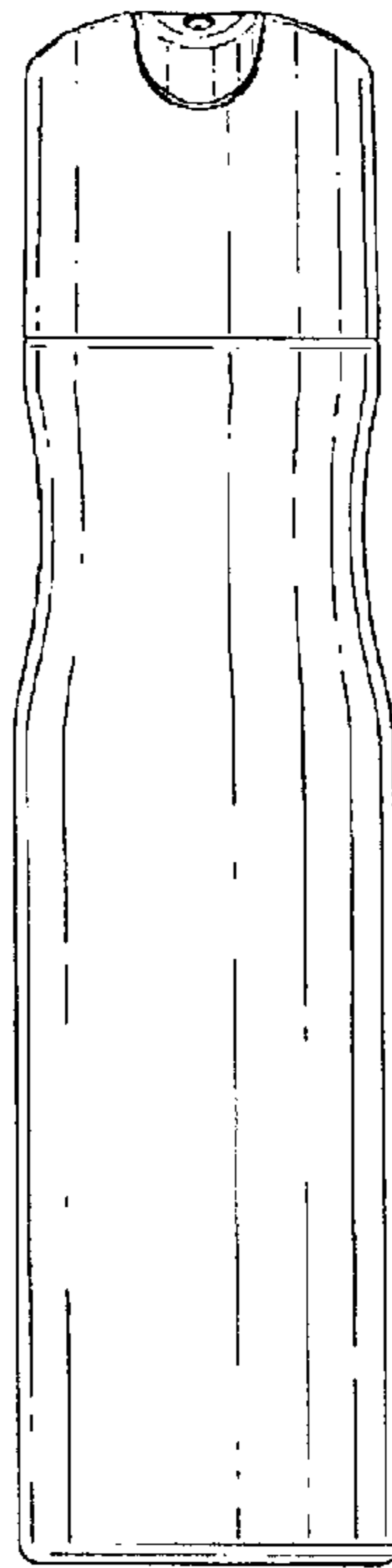


Fig. 4

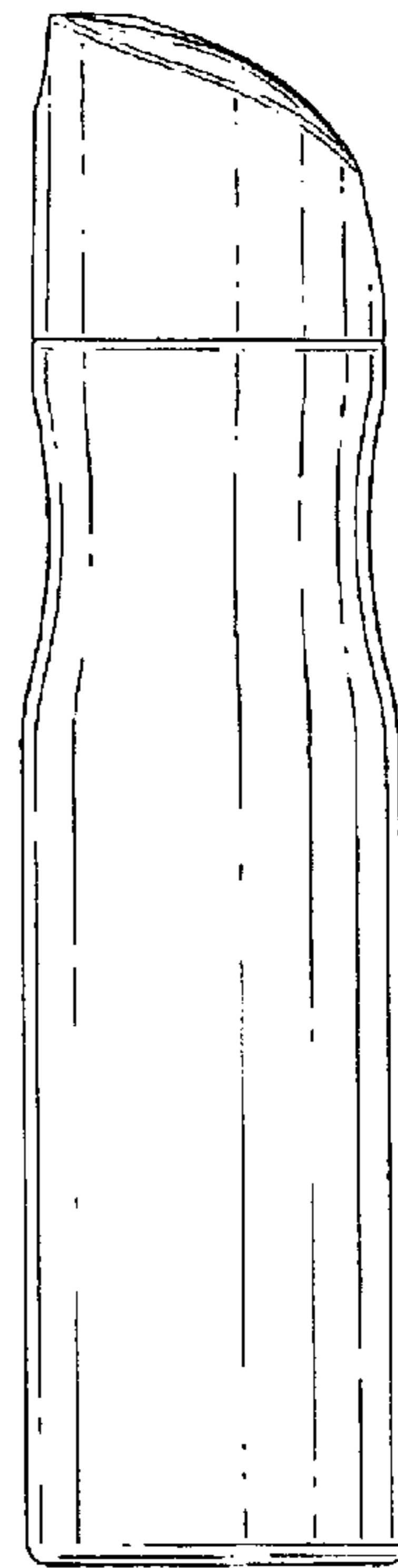


Fig. 5

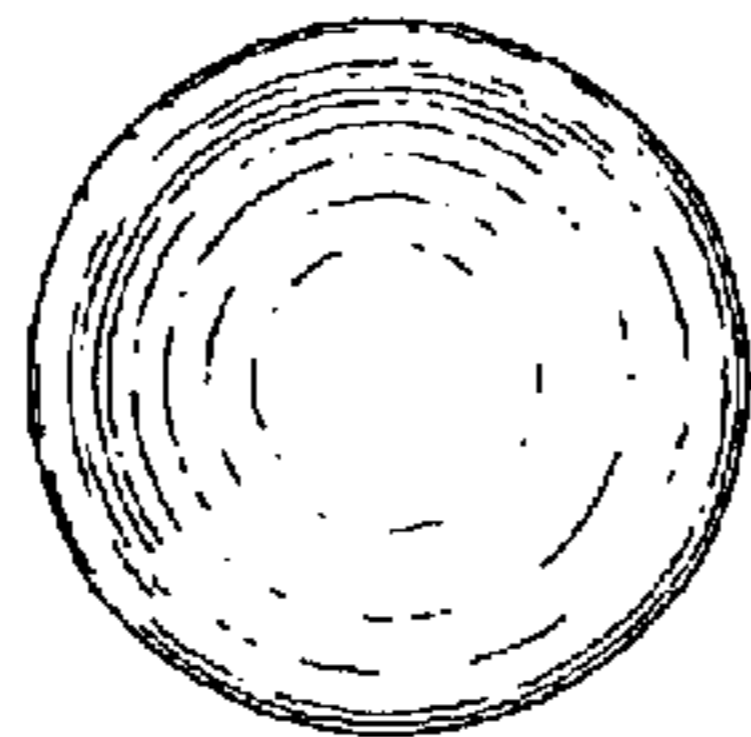


Fig. 6