



US00D490696S

(12) **United States Design Patent**  
**Calig et al.**

(10) **Patent No.:** **US D490,696 S**

(45) **Date of Patent:** **\*\* Jun. 1, 2004**

(54) **FINIAL**

D76,082 S \* 8/1928 Vermillion ..... D8/378

(75) Inventors: **Catherine A. Calig**, Waukegan, IL  
(US); **Dieter Thiergart**, Lake Forest, IL  
(US)

\* cited by examiner

*Primary Examiner*—Holly Baynham  
(74) *Attorney, Agent, or Firm*—Meroni & Meroni, P.C.;  
Charles F. Meroni, Jr.

(73) Assignee: **Brimar, Inc.**, Lake Forest, IL (US)

(\*\*) Term: **14 Years**

(57) **CLAIM**

We claim the ornamental design for: finial, as shown.

(21) Appl. No.: **29/190,855**

(22) Filed: **Sep. 25, 2003**

**DESCRIPTION**

(51) **LOC (7) Cl.** ..... **08-05**

(52) **U.S. Cl.** ..... **D8/378**

(58) **Field of Search** ..... D8/378; 428/28;  
D26/154

FIG. 1 is a side elevation of our new design for: finial with  
FIG. 1 showing all side elevations of our design, including  
front, opposite sides and rear.

FIG. 2 is a top plan view of the device shown in FIG. 1; and,  
FIG. 3 is a bottom view of the device shown in FIG. 1.


The broken line showing of a fastening element is for  
illustrative purposes only and forms no part of the claimed  
design.

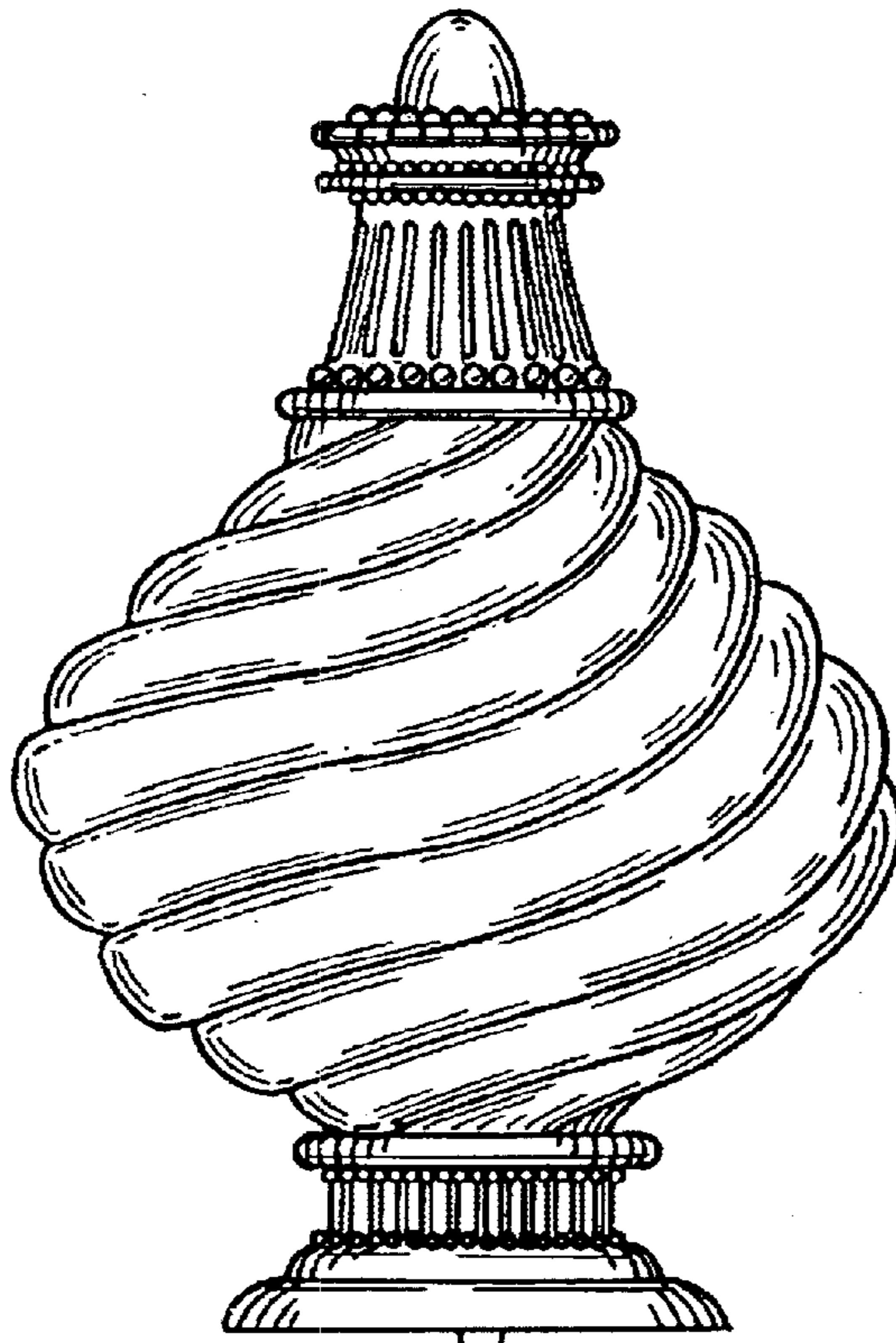
(56) **References Cited**

**U.S. PATENT DOCUMENTS**

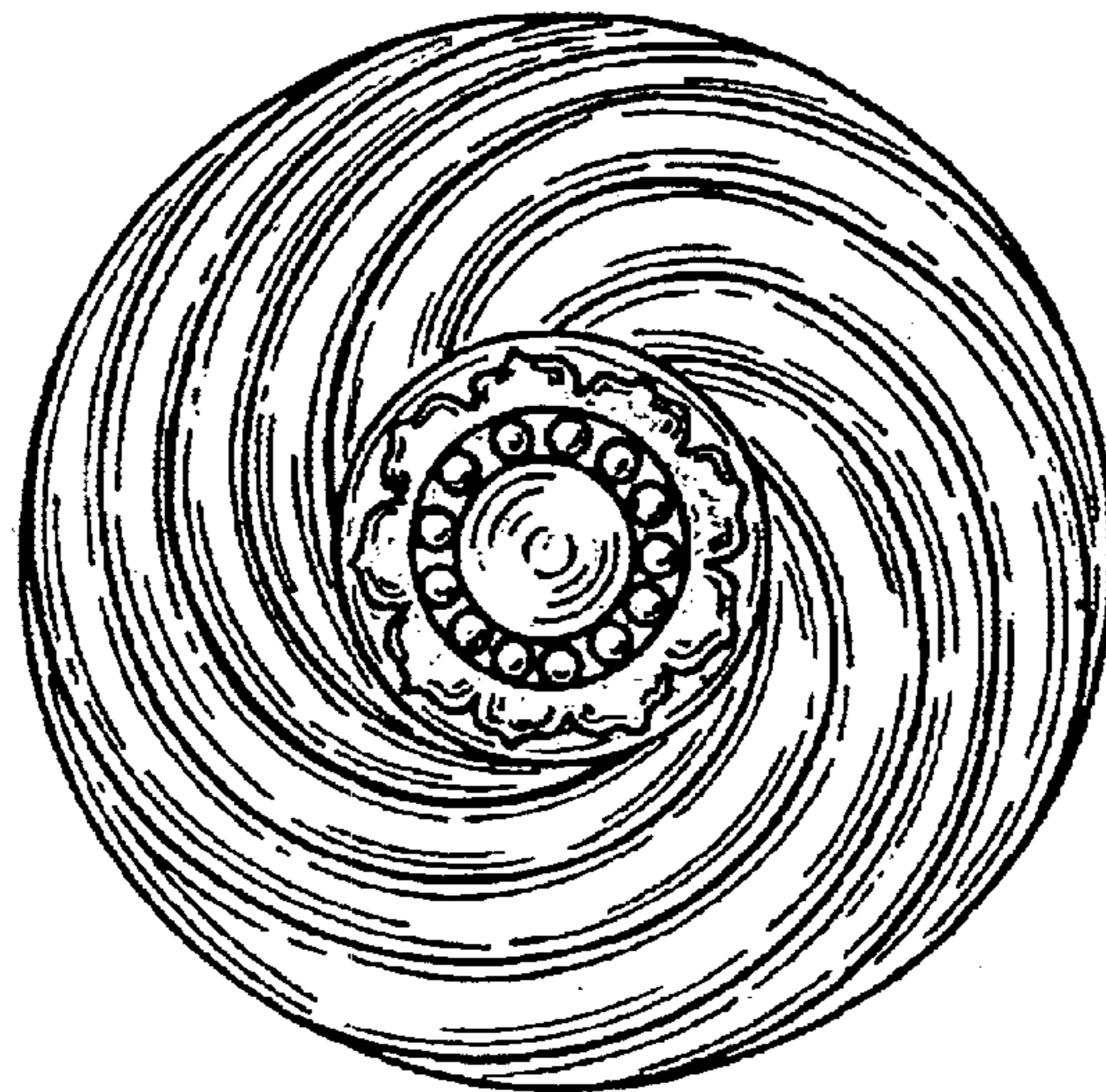
D70,759 S \* 8/1926 Hoffman ..... D8/378

**1 Claim, 2 Drawing Sheets**

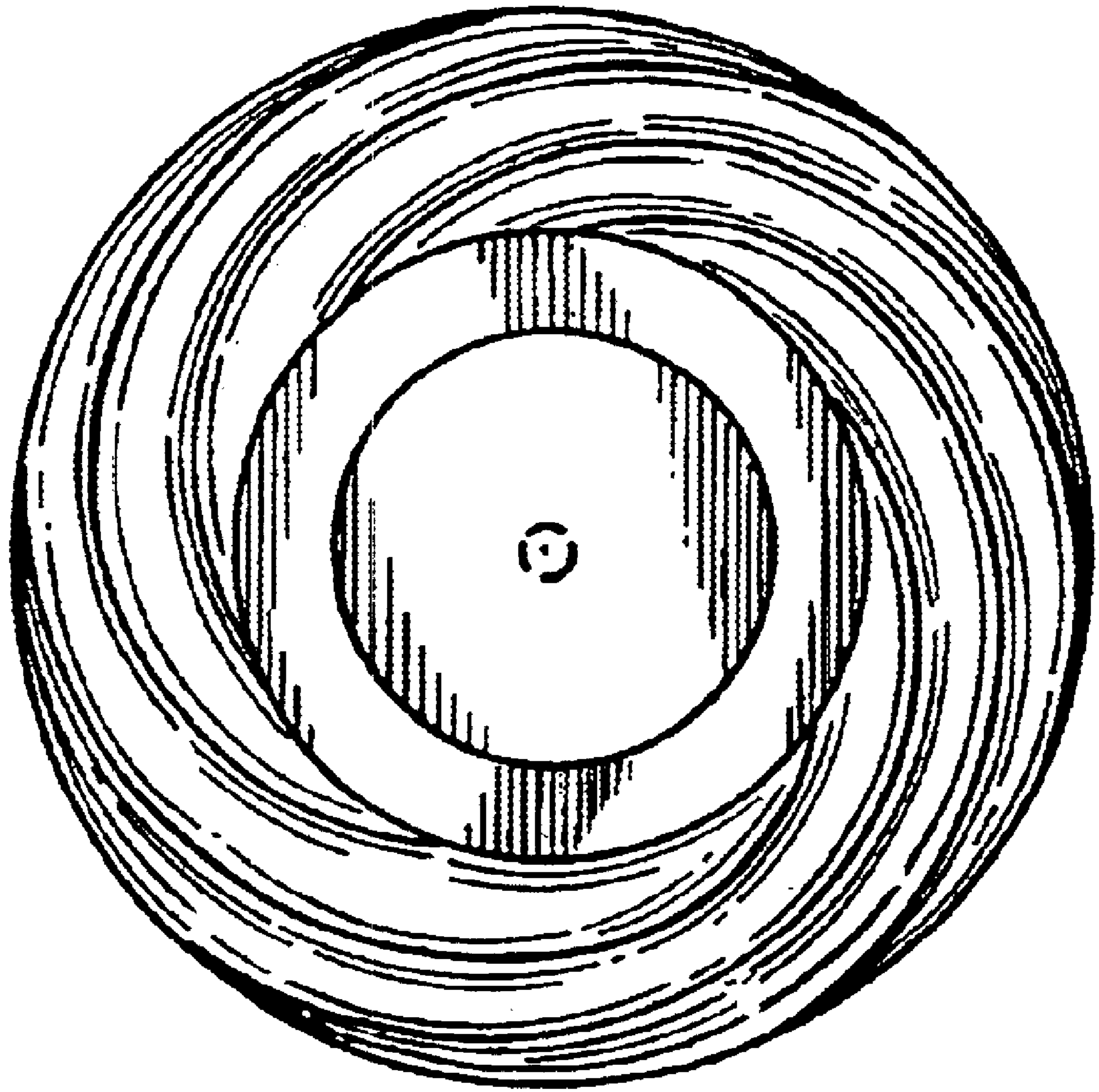




*Fig. 1*



*Fig. 2*



*Fig. 3*