



US00D490663S

(12) **United States Design Patent**
Shane-Schuldt

(10) **Patent No.:** **US D490,663 S**

(45) **Date of Patent:** **** Jun. 1, 2004**

(54) **SPOON**

D216,920 S * 3/1970 Perry D7/662
4,524,512 A * 6/1985 Formo et al. 30/147

(75) Inventor: **Diane Shane-Schuldt**, Sherrill, NY (US)

* cited by examiner

(73) Assignee: **Oneida, Ltd.**, Oneida, NY (US)

Primary Examiner—Caron D. Veynar
(74) *Attorney, Agent, or Firm*—Wall Marjama & Bilinski LLP

(**) Term: **14 Years**

(21) Appl. No.: **29/187,381**

(57) **CLAIM**

(22) Filed: **Jul. 31, 2003**

The ornamental design for an spoon, as shown and described.

(51) **LOC (7) Cl.** **07-03**

DESCRIPTION

(52) **U.S. Cl.** **D7/661; D7/654**

(58) **Field of Search** D7/642-645, 653-664,
D7/401.2; 30/147-150, 322-328

FIG. 1 is a top plan view of a spoon, illustrating my new Design;

(56) **References Cited**

U.S. PATENT DOCUMENTS

- D171,911 S * 4/1954 Reizenstein D7/661
- D181,722 S * 12/1957 Gavette D7/662
- D182,946 S * 6/1958 Rowley et al. D7/662
- D185,208 S * 5/1959 Jones D7/661
- D188,293 S * 6/1960 Toffolon D7/663
- D216,046 S * 11/1969 Manderfield D7/662

FIG. 2 is a left side elevation view thereof, the right side elevation view being a mirror image thereof;

FIG. 3 is a bottom view thereof;

FIG. 4 is a cross sectional view thereof, taken through lines 4-4 of FIG. 1; and,

FIG. 5 is a cross sectional view thereof, taken through lines 5-5 of FIG. 1.

1 Claim, 1 Drawing Sheet

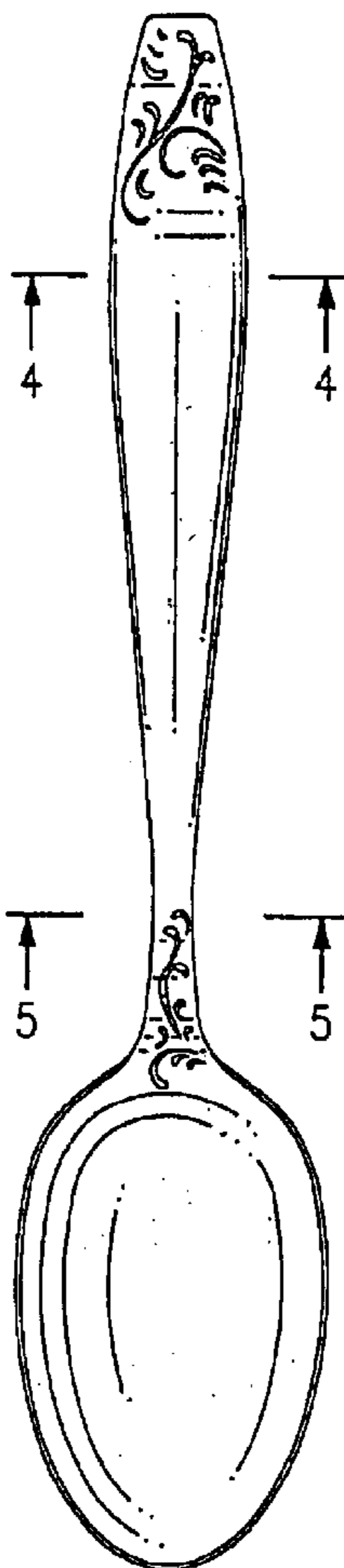




FIG. 2

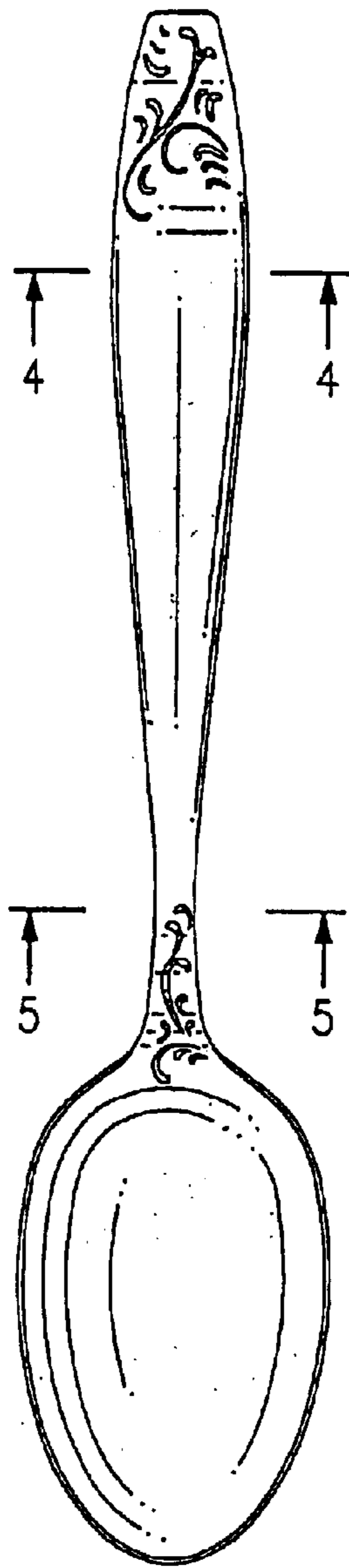


FIG. 1

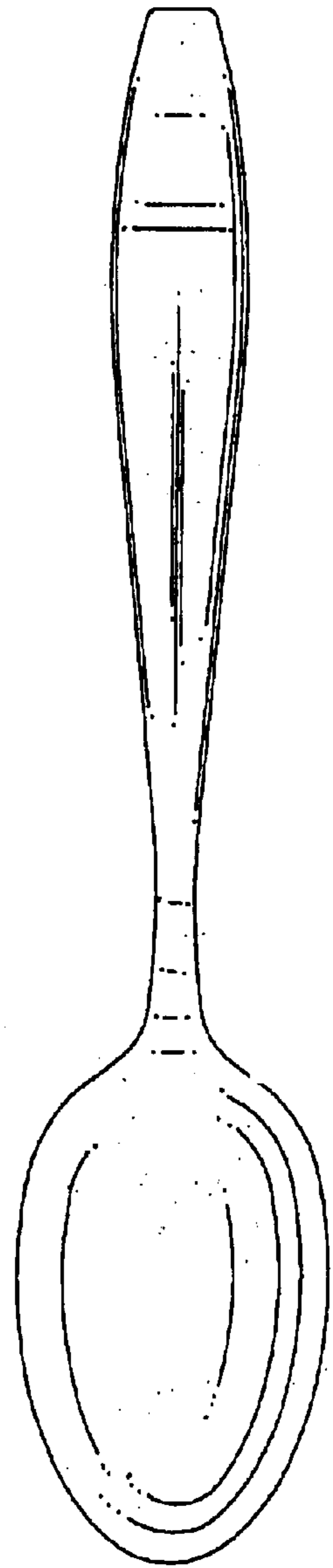


FIG. 3



FIG. 4



FIG. 5