



US00D490661S

(12) **United States Design Patent**  
**Shane-Schuldt**

(10) **Patent No.:** **US D490,661 S**

(45) **Date of Patent:** **\*\* Jun. 1, 2004**

(54) **SPOON**

(75) **Inventor:** **Diane Shane-Schuldt**, Sherrill, NY (US)

(73) **Assignee:** **Oneida, Ltd.**, Onedia, NY (US)

(\*\*) **Term:** **14 Years**

(21) **Appl. No.:** **29/187,383**

(22) **Filed:** **Jul. 31, 2003**

(51) **LOC (7) Cl.** ..... **07-03**

(52) **U.S. Cl.** ..... **D7/653**

(58) **Field of Search** ..... D7/642-645, 653-664, D7/401.2; 30/147-150, 322-328

(56) **References Cited**

**U.S. PATENT DOCUMENTS**

D180,749 S \* 8/1957 Pardon ..... D7/653  
4,524,512 A \* 6/1985 Formo et al. .... 30/147

**OTHER PUBLICATIONS**

Sterling Flatware Rev. Second Ed. by Tere Hagan; ISBN: 0-9629105-1-1; ©1994; p. 228, Pattern: Contour (1950).\*

\* cited by examiner

*Primary Examiner*—Caron D. Veynar

(74) *Attorney, Agent, or Firm*—Wall Marjama & Bilinski LLP

(57) **CLAIM**

The ornamental design for a spoon, as shown and described.

**DESCRIPTION**

FIG. 1 is a top plan view of a spoon, illustrating my new design;

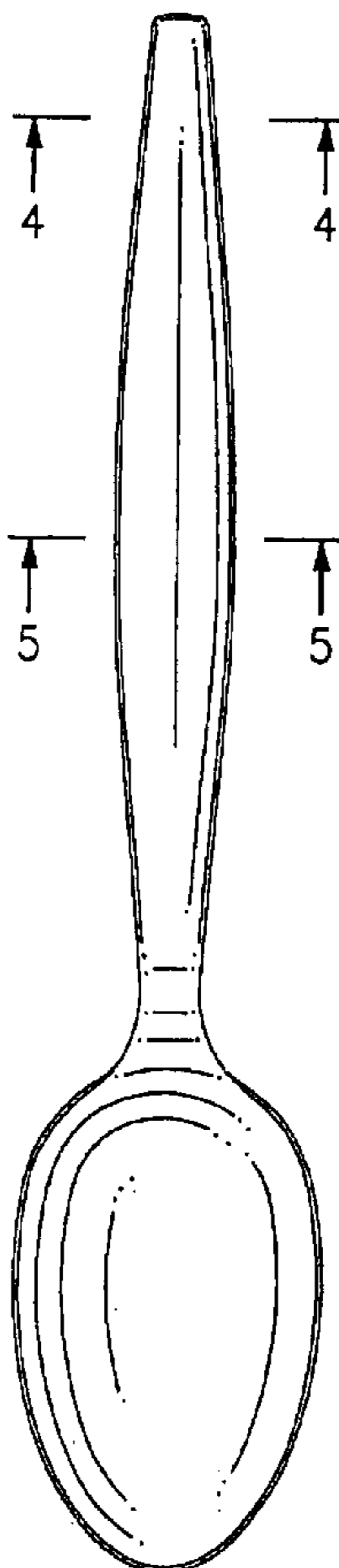
FIG. 2 is a left side elevation view thereof, the right side elevation view being a mirror image thereof;

FIG. 3 is a bottom view thereof;

FIG. 4 is a cross sectional view thereof, taken through lines 4-4 of FIG. 1; and,

FIG. 5 is a cross sectional view thereof, taken through lines 5-5 of FIG. 1.

**1 Claim, 1 Drawing Sheet**



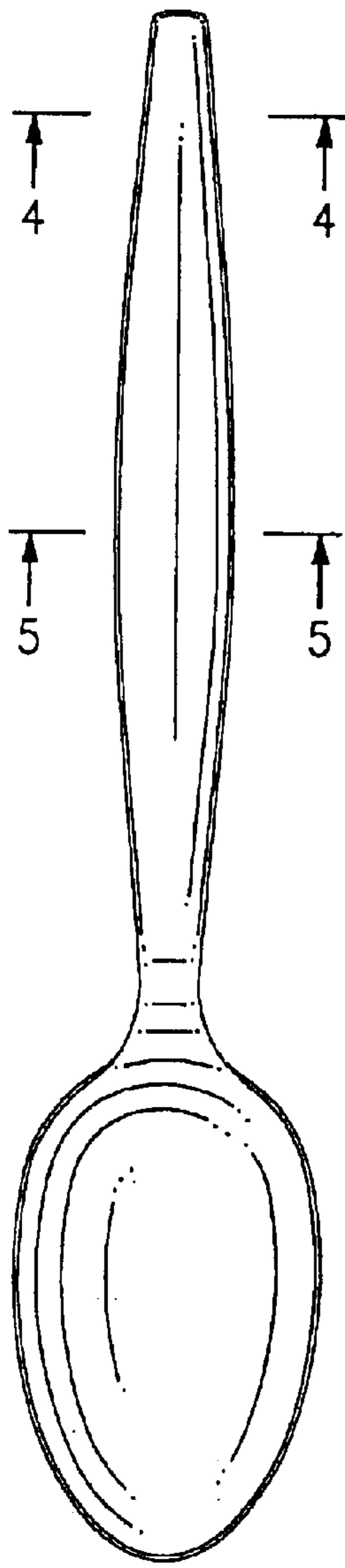


FIG. 1




FIG. 2

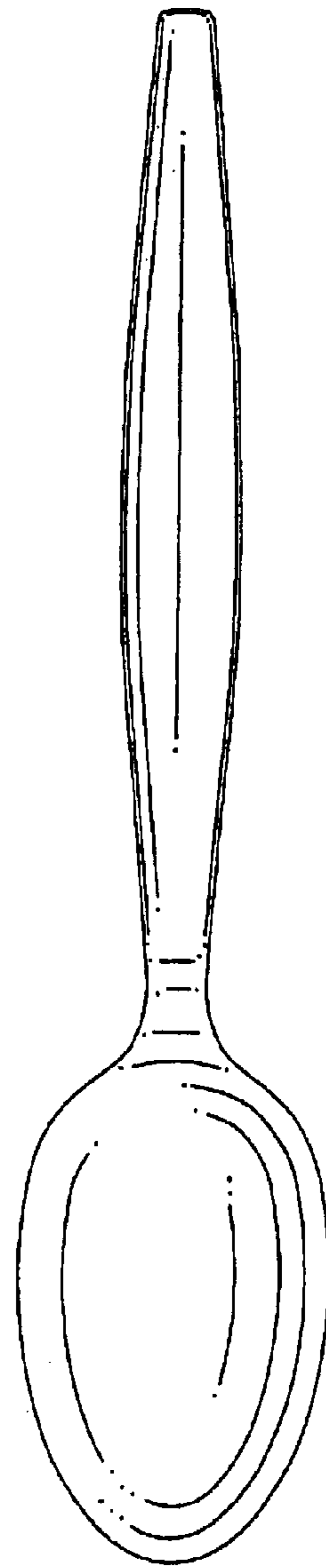


FIG. 3



FIG. 4



FIG. 5