



US00D490659S

(12) **United States Design Patent**  
**Gies**

(10) **Patent No.:** **US D490,659 S**

(45) **Date of Patent:** **\*\* Jun. 1, 2004**

(54) **BEVERAGE HOLDER**

(76) **Inventor:** **Helen M. Gies**, 624 Big Dipper Rd.,  
P.O. Box 118, Wolcott, CO (US) 81655

(\*\*) **Term:** **14 Years**

(21) **Appl. No.:** **29/158,678**

(22) **Filed:** **Apr. 9, 2002**

(51) **LOC (7) Cl.** ..... **07-06**

(52) **U.S. Cl.** ..... **D7/620**

(58) **Field of Search** ..... D7/619-625; D6/417;  
211/74, 75; 248/79, 87, 146, 153, 156,  
309.1, 311.2; 220/737-739; 62/457.1, 529,  
530

(56) **References Cited**

**U.S. PATENT DOCUMENTS**

2,506,321	A	*	5/1950	Vosburgh	.....	248/156
2,520,818	A	*	8/1950	Terry	.....	248/153
3,963,206	A	*	6/1976	Scolaro et al.	.....	D7/622
5,325,991	A	*	7/1994	Williams	.....	220/739

\* cited by examiner

*Primary Examiner*—Terry A. Wallace  
(74) *Attorney, Agent, or Firm*—Litman Law

(57) **CLAIM**

The ornamental design for beverage holder, as shown and described.

**DESCRIPTION**

FIG. 1 is a perspective view of a beverage holder showing my new design;

FIG. 2 is a top perspective view of the steel frame show separately for clarity of illustration;

FIG. 3 is a top plan view of FIG. 2;

FIG. 4 is a side view of the fabric holder, which slides onto the steel frame, shown separately for clarity of illustration;


FIG. 5 is a perspective view thereof; the ground is shown in broken lines for illustrative purposes only and forms no part of the claimed design; and

FIG. 6 is a bottom plan view of FIG. 4.

The dashed lines in FIGS. 1, 4 and 5 are used to represent stitching.

This invention is a beverage holder. The holder accommodates cups, cans, bottles and glasses. It is comprised of a steel rod frame, which holds a fabric cylinder shaped pouch which securely holds the beverage. The steel frame is designed with a stake, which is inserted into grass, soft soil or dirt, or sand to hold the beverage level.

**1 Claim, 1 Drawing Sheet**






FIG. 1




FIG. 2

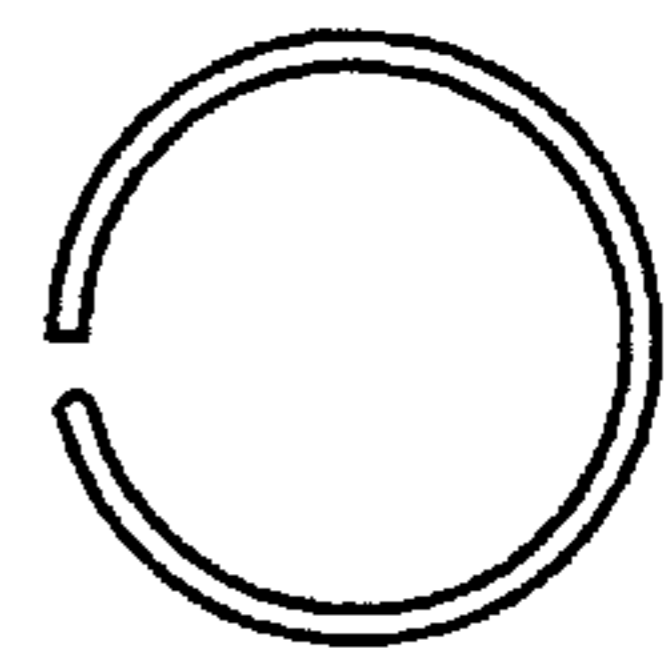


FIG. 3




FIG. 4

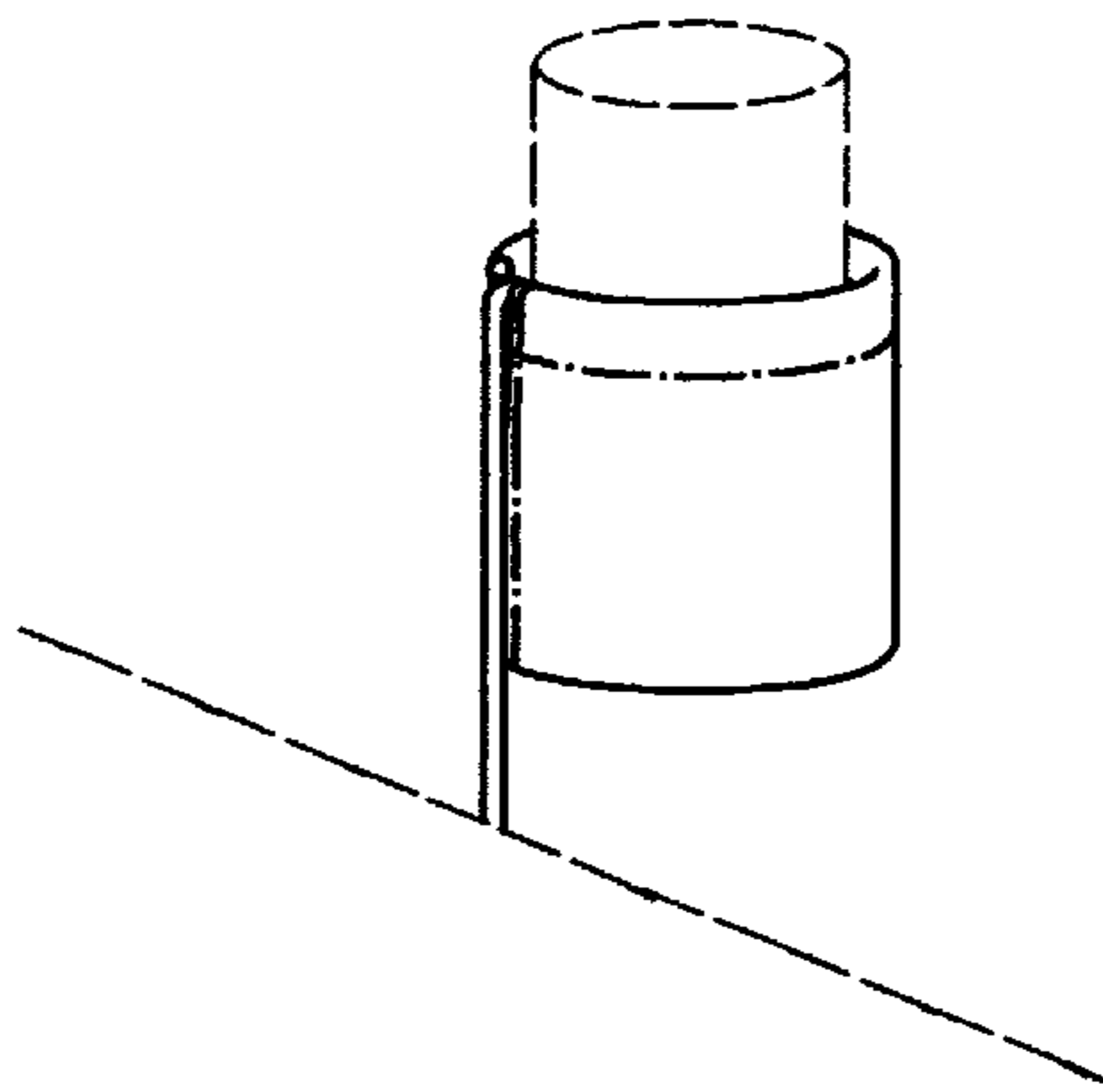


FIG. 5

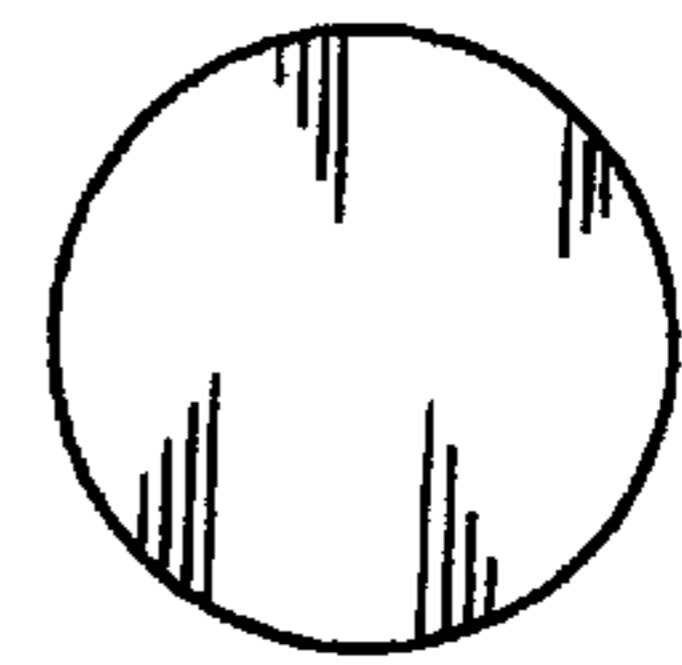


FIG. 6