



US00D490651S

(12) **United States Design Patent**
Cintron et al.

(10) **Patent No.: US D490,651 S**
(45) **Date of Patent: ** Jun. 1, 2004**

(54) **BEVERAGE CONTAINER**

(75) Inventors: **Jacqueline T. Cintron**, Laguna Beach, CA (US); **Richard L. Humphrey**, Newport Beach, CA (US); **Thomas S. Fox**, Costa Mesa, CA (US); **Matthew R. Ford**, Laguna Beach, CA (US); **Bryan H. Vollmer**, Trabuco Canyon, CA (US)

(73) Assignee: **DrinkWorks, Inc.**, Newport Beach, CA (US)

(**) Term: **14 Years**

(21) Appl. No.: **29/181,711**

(22) Filed: **May 15, 2003**

(51) **LOC (7) Cl.** **07-01**

(52) **U.S. Cl.** **D7/509**

(58) **Field of Search** D7/507, 509, 523, D7/510, 511, 532, 300.1; 220/675, 703, 737, 705, 592.1; 229/400; 215/12.1; 359/408

(56) **References Cited**

U.S. PATENT DOCUMENTS

D38,248 S	*	9/1906	Helmer	D7/523
2,899,098 A	*	8/1959	Gits	220/592.1
4,151,923 A	*	5/1979	Bernardi	215/12.1
D282,232 S	*	1/1986	Bussell	D7/509
D288,766 S	*	3/1987	Tardif	D7/523
4,770,519 A	*	9/1988	Jacques	359/408
D408,221 S	*	4/1999	Asberg	D7/511
D412,806 S	*	8/1999	Pierce	D7/300.1
D433,876 S	*	11/2000	Freed	D7/532

D457,035 S	*	5/2002	Hurlbut	D7/510
D457,396 S	*	5/2002	Janky et al.	D7/510
D466,371 S	*	12/2002	Parker	D7/510
D467,124 S	*	12/2002	Janky	D7/533
D468,588 S	*	1/2003	Norris et al.	D7/532
D469,309 S	*	1/2003	Janky	D7/510
D471,763 S	*	3/2003	Hurlbut et al.	D7/510
D471,764 S	*	3/2003	Janky	D7/510
D472,101 S	*	3/2003	Janky	D7/532
D476,193 S	*	6/2003	Janky	D7/510
D477,183 S	*	7/2003	Janky	D7/509

* cited by examiner

Primary Examiner—M. N. Pandozzi

(74) *Attorney, Agent, or Firm*—Knobbe, Martens, Olson & Bear, LLP

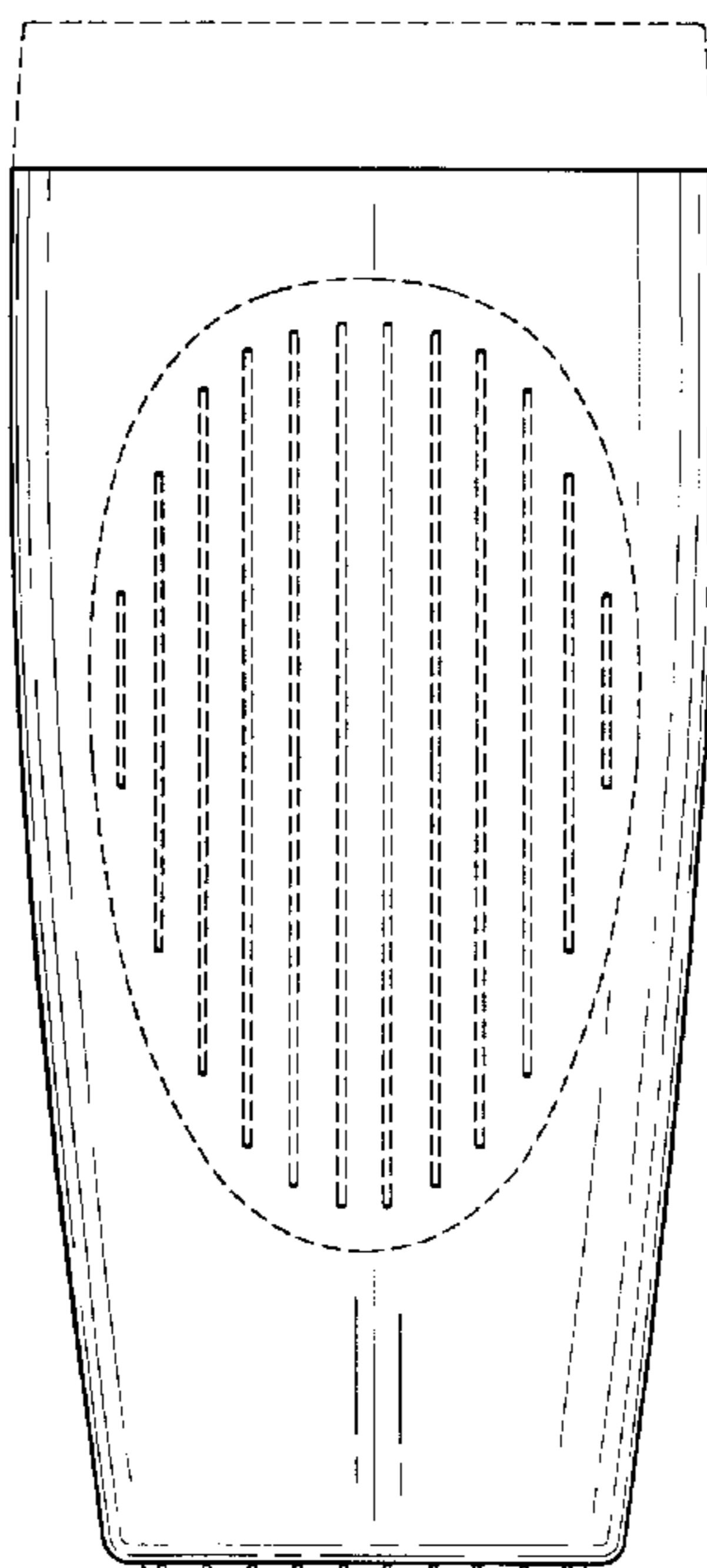
(57) **CLAIM**

The ornamental design for a beverage container, as shown and described.

DESCRIPTION

FIG. 1 is a perspective view of a preferred embodiment of a beverage container according to the present invention; FIG. 2 is a rear elevation view of the beverage container of FIG. 1; FIG. 3 is a front elevation view of the beverage container of FIG. 1; FIG. 4 is a right-side elevation view of the beverage container of FIG. 1, the left-side elevation view being a mirror image thereof; and, FIG. 5 is a bottom plan view of the beverage container of FIG. 1.

1 Claim, 3 Drawing Sheets



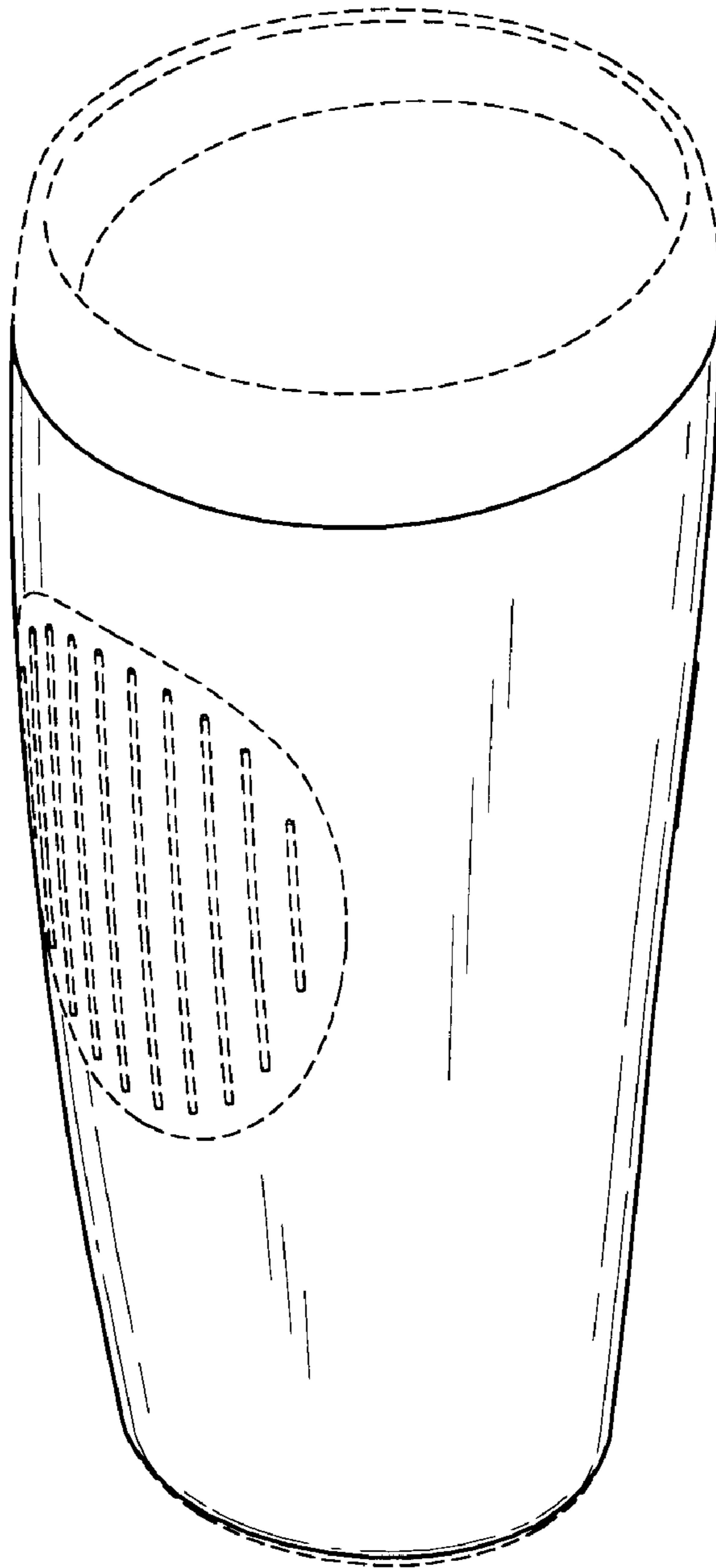


FIG. 1

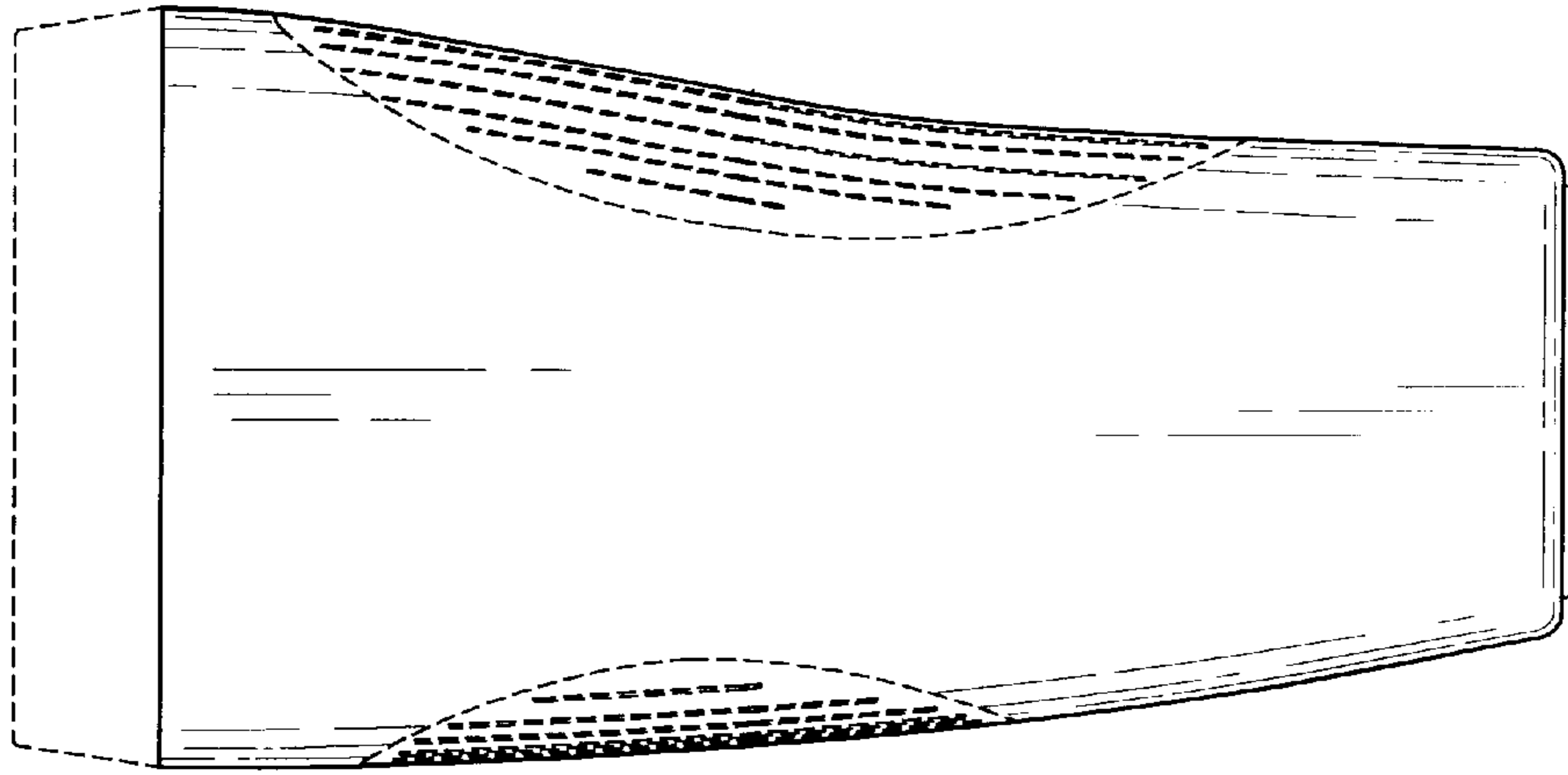


FIG. 4

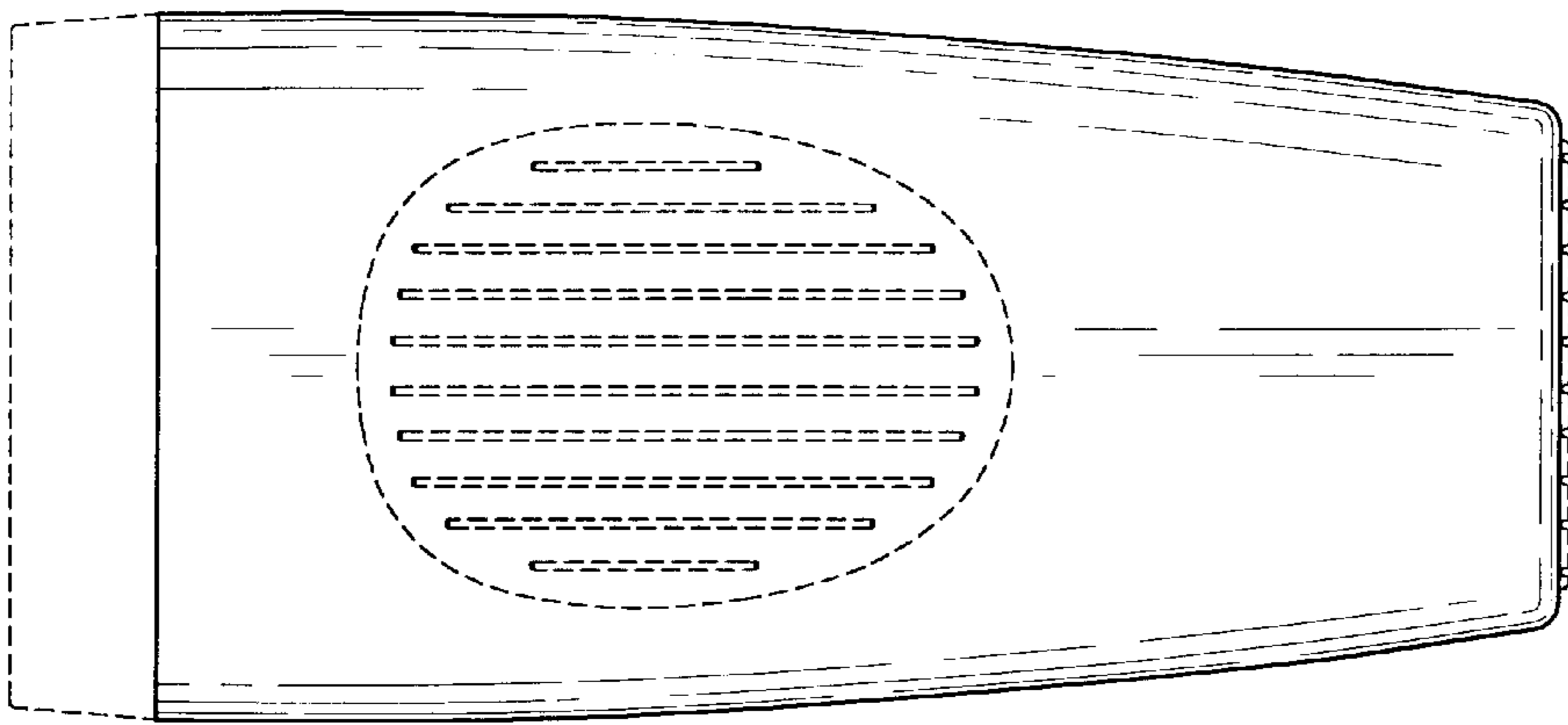


FIG. 3

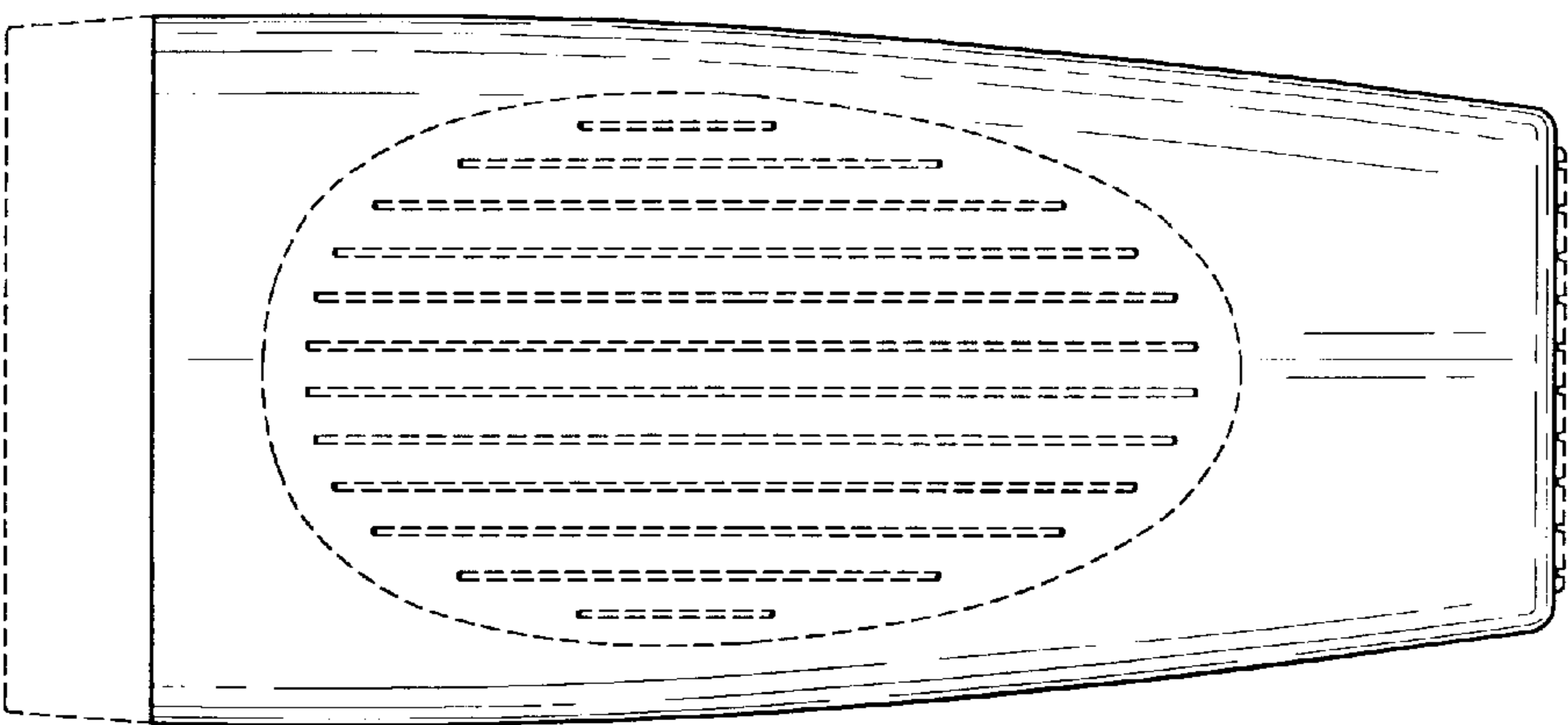


FIG. 2

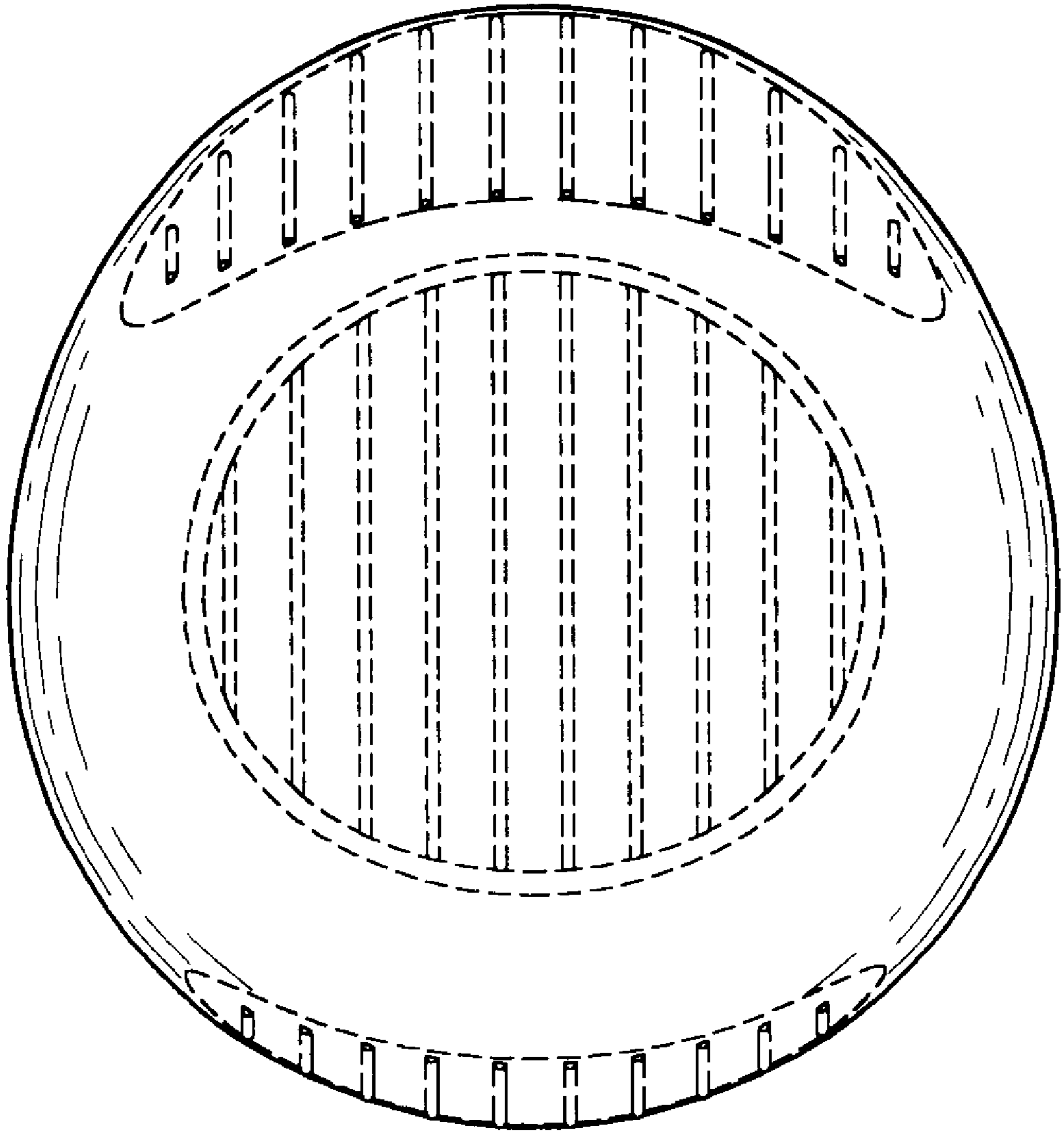


FIG. 5