



US00D490644S

(12) **United States Design Patent**  
**Groll**

(10) **Patent No.:** **US D490,644 S**  
(45) **Date of Patent:** **\*\* Jun. 1, 2004**

(54) **RECTANGULAR COOKIE BAKING SHEET**  
(75) Inventor: **William A. Groll**, Washington, PA (US)  
(73) Assignee: **Clad Metals LLC**, Canonsburg, PA (US)  
(\*\*) Term: **14 Years**  
(21) Appl. No.: **29/176,772**  
(22) Filed: **Feb. 27, 2003**  
(51) **LOC (7) Cl.** ..... **07-02**  
(52) **U.S. Cl.** ..... **D7/354**  
(58) **Field of Search** ..... D7/354-361, 409, D7/560, 565, 554.1-554.4, 550.1; 220/573.1-574, 912

(56) **References Cited**  
**U.S. PATENT DOCUMENTS**  
D258,212 S \* 2/1981 Negrete ..... D7/409  
D263,268 S \* 3/1982 Rein ..... D7/554.3  
4,595,120 A \* 6/1986 Logan et al. .... 220/573.1  
D464,846 S \* 10/2002 Black ..... D7/359

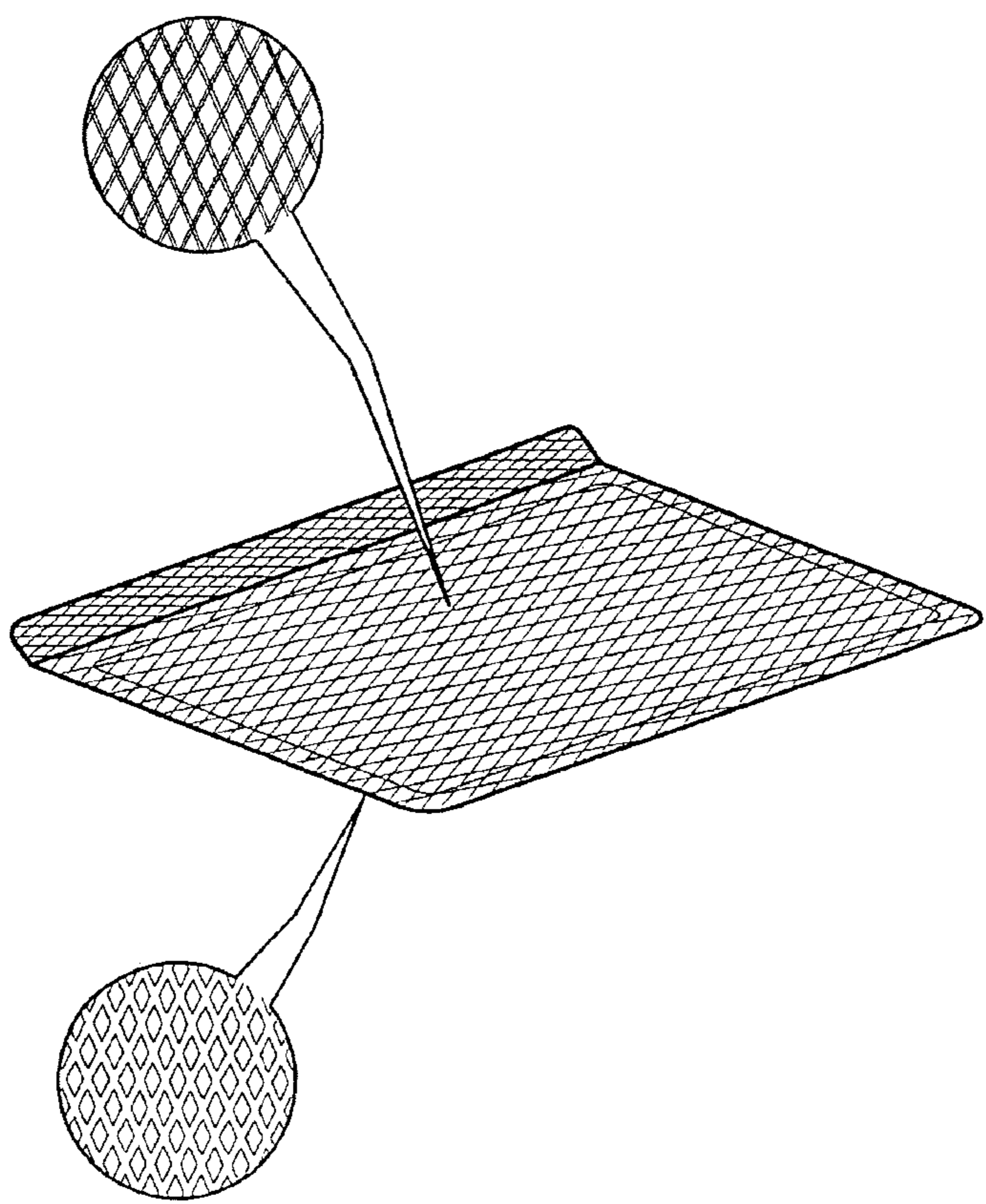
\* cited by examiner  
*Primary Examiner*—Lisa Lichtenstein  
(74) *Attorney, Agent, or Firm*—Webb Ziesenheim Logsdon Orkin & Hanson, P.C.

(57) **CLAIM**  
The ornamental design for a rectangular cookie baking sheet, as shown and described.

**DESCRIPTION**  
FIG. 1 is a perspective view of a rectangular cookie baking sheet of the present invention;  
FIG. 2 is an enlarged view of the textured pattern of the inner, food-contacting surface of the rectangular cookie baking sheet of FIG. 1A;  
FIG. 3 is an enlarged view of the textured pattern of the exterior surface of the rectangular cookie baking sheet of FIG. 1A;  
FIG. 4 is a top plan view of the rectangular cookie baking sheet of FIG. 1;  
FIG. 5 is a side elevation view of the rectangular cookie baking sheet of FIG. 1;  
FIG. 6 is an end elevation view of the rectangular cookie baking sheet of FIG. 1; and,  
FIG. 7 is a bottom plan view of the rectangular cookie baking sheet of FIG. 1.

As shown in the appended drawings, the ornamental design of my invention is directed to bakeware having decorative textured surfaces comprising a raised diamond pattern on the inner (food contacting) surface and an intended diamond pattern on the exterior surface thereof.

**1 Claim, 3 Drawing Sheets**



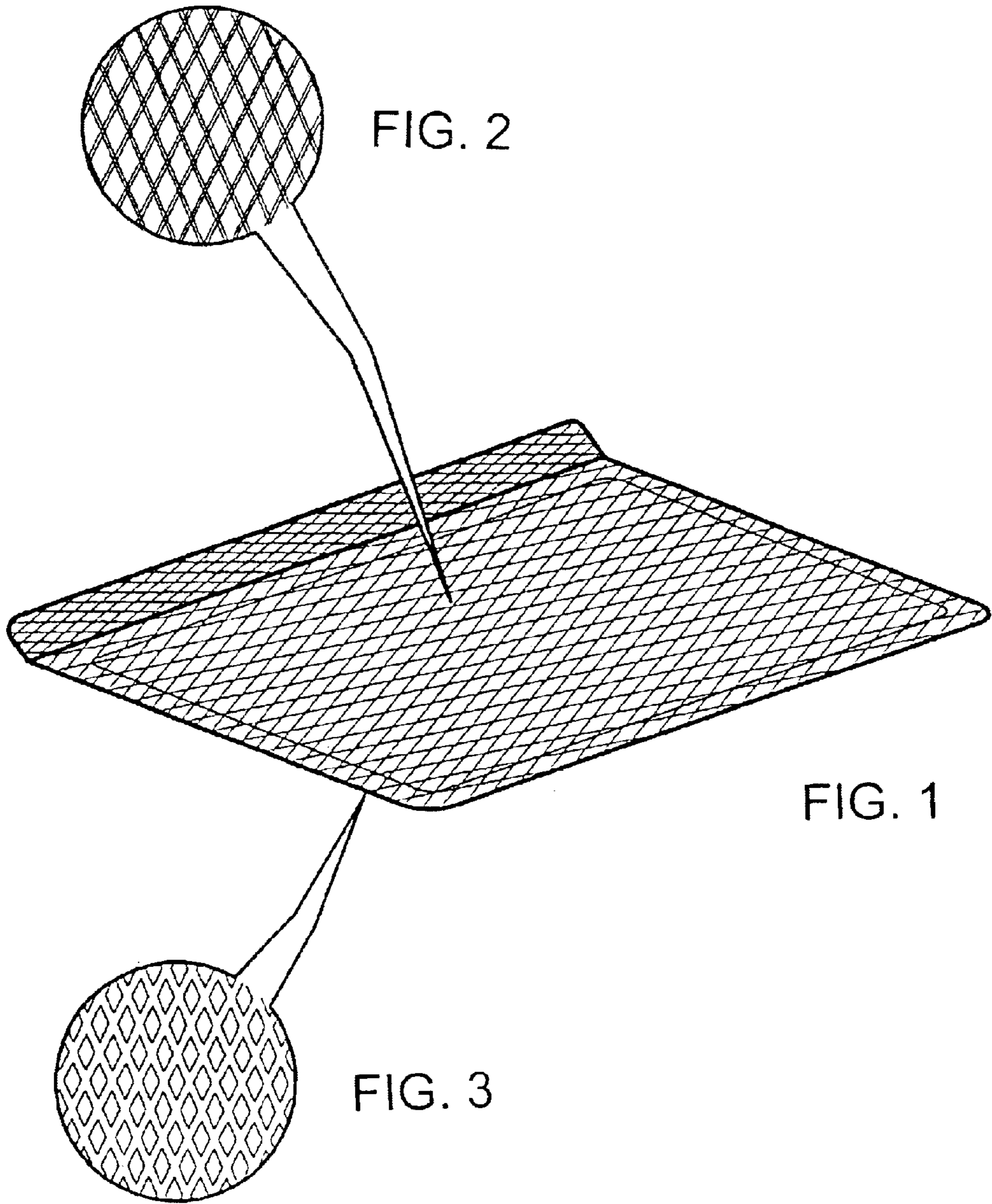


FIG. 2

FIG. 1

FIG. 3




FIG. 4



FIG. 5

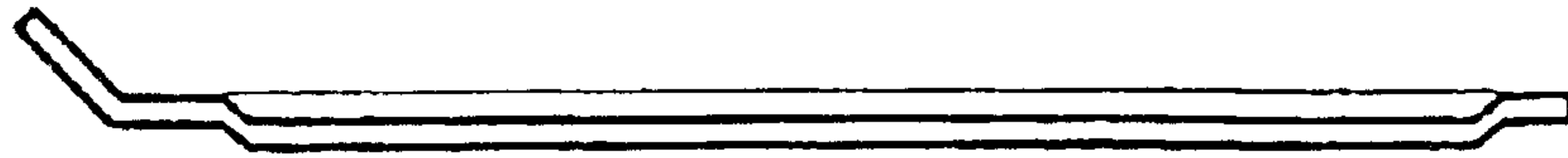


FIG. 6




FIG. 7

UNITED STATES PATENT AND TRADEMARK OFFICE  
**CERTIFICATE OF CORRECTION**

PATENT NO. : Des. 490,644 S  
DATED : June 1, 2004  
INVENTOR(S) : Groll

Page 1 of 1

It is certified that error appears in the above-identified patent and that said Letters Patent is hereby corrected as shown below:

Title page.

Item [57], **DESCRIPTION**,

FIG. 2, line 3, "baking sheet of FIG 1A" should read -- baking sheet of FIG 1 --

FIG. 3, lines 2- 3, "baking sheet of FIG 1A" should read -- baking sheet of FIG 1 --

Line 4, last paragraph, "an intended diamond" should read -- an indented diamond --

Signed and Sealed this

Fourteenth Day of December, 2004

A handwritten signature in black ink on a light gray dotted background. The signature reads "Jon W. Dudas" in a cursive style.

JON W. DUDAS

*Director of the United States Patent and Trademark Office*