



US00D490643S

(12) **United States Design Patent**
Groll

(10) **Patent No.:** **US D490,643 S**

(45) **Date of Patent:** **** Jun. 1, 2004**

(54) **SQUARE CAKE BAKING PAN**

(75) **Inventor:** **William A. Groll, McMurray, PA (US)**

(73) **Assignee:** **Clad Metals LLC, Canonsburg, PA (US)**

(**) **Term:** **14 Years**

(21) **Appl. No.:** **29/176,768**

(22) **Filed:** **Feb. 27, 2003**

(51) **LOC (7) Cl. 07-02**

(52) **U.S. Cl. D7/354**

(58) **Field of Search** D7/354-361, 602,
D7/554.1-554.4; 99/324; 220/573.1-573.4,
912

(56) **References Cited**

U.S. PATENT DOCUMENTS

D263,268 S	*	3/1982	Rein	D7/554.3
D441,598 S	*	5/2001	Wyche	D7/360
D443,467 S	*	6/2001	Bradley	D7/360
D475,246 S	*	6/2003	Jorgensen	D7/545

* cited by examiner

Primary Examiner—Lisa Lichtenstein

(74) *Attorney, Agent, or Firm*—Webb Ziesenheim Logsdon
Orkin & Hanson, P.C.

(57) **CLAIM**

The ornamental design for a square cake baking pan, as shown and described.

DESCRIPTION

As shown in the appended drawings, the ornamental design of my invention is directed to bakeware having decorative textured surfaces comprising a raised diamond pattern on the inner (food contacting) surface and an intended diamond pattern on the exterior surface thereof.

FIG. 1 is a perspective view of a square cake baking pan of the present invention;

FIG. 2 is an enlarged view of the textured pattern of the inner, food-contacting surface of the square cake baking pan of FIG. 1;

FIG. 3 is an enlarged view of the textured pattern of the exterior surface of the square cake baking pan of FIG. 1;

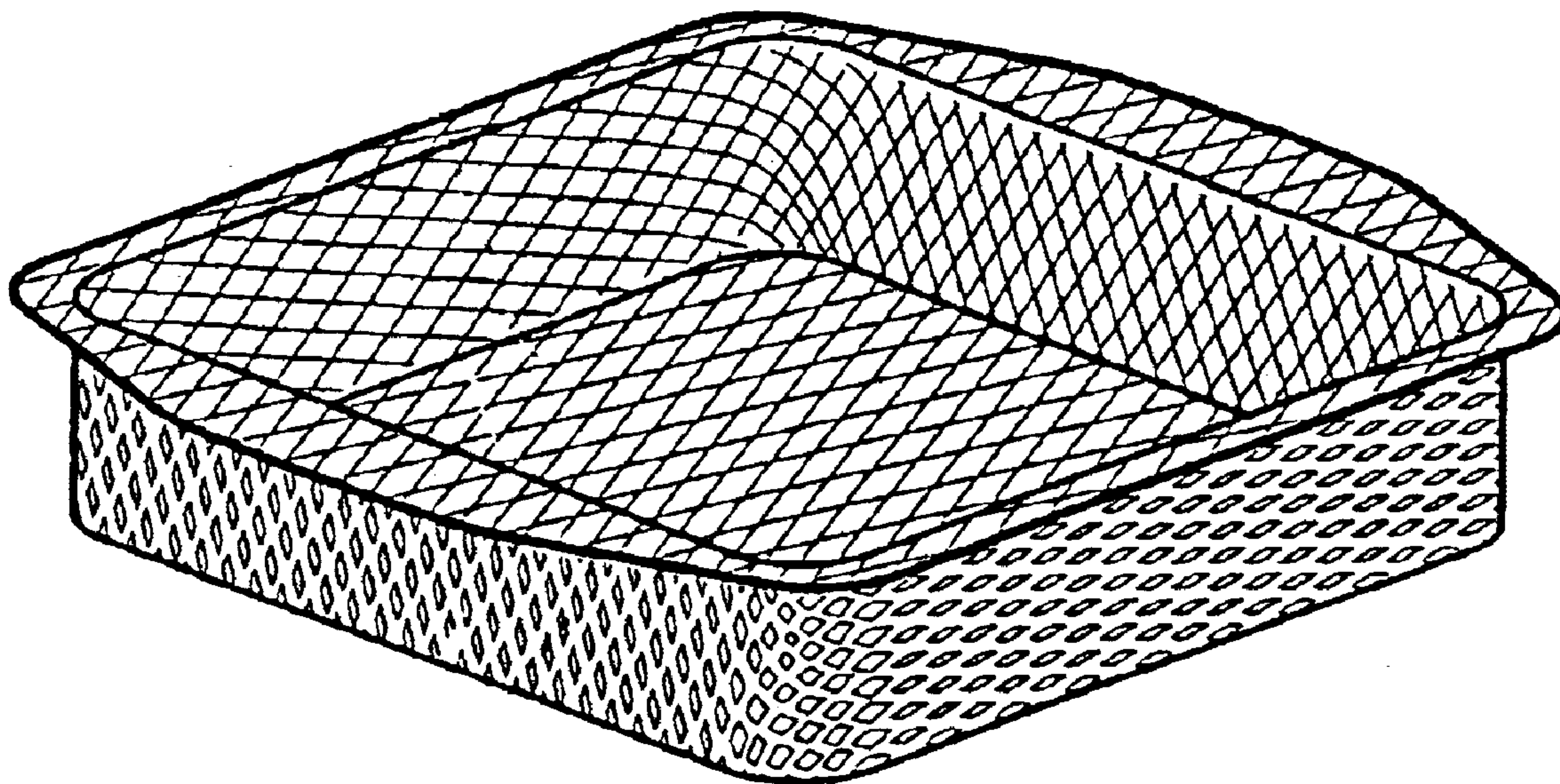
FIG. 4 is a top plan view of the square cake baking pan of FIG. 1;

FIG. 5 is a side elevation view of the square cake baking pan of FIG. 1;

FIG. 6 is an end elevation view of the square cake baking pan of FIG. 1; and,

FIG. 7 is a bottom plan view of the square cake baking pan of FIG. 1.

1 Claim, 3 Drawing Sheets



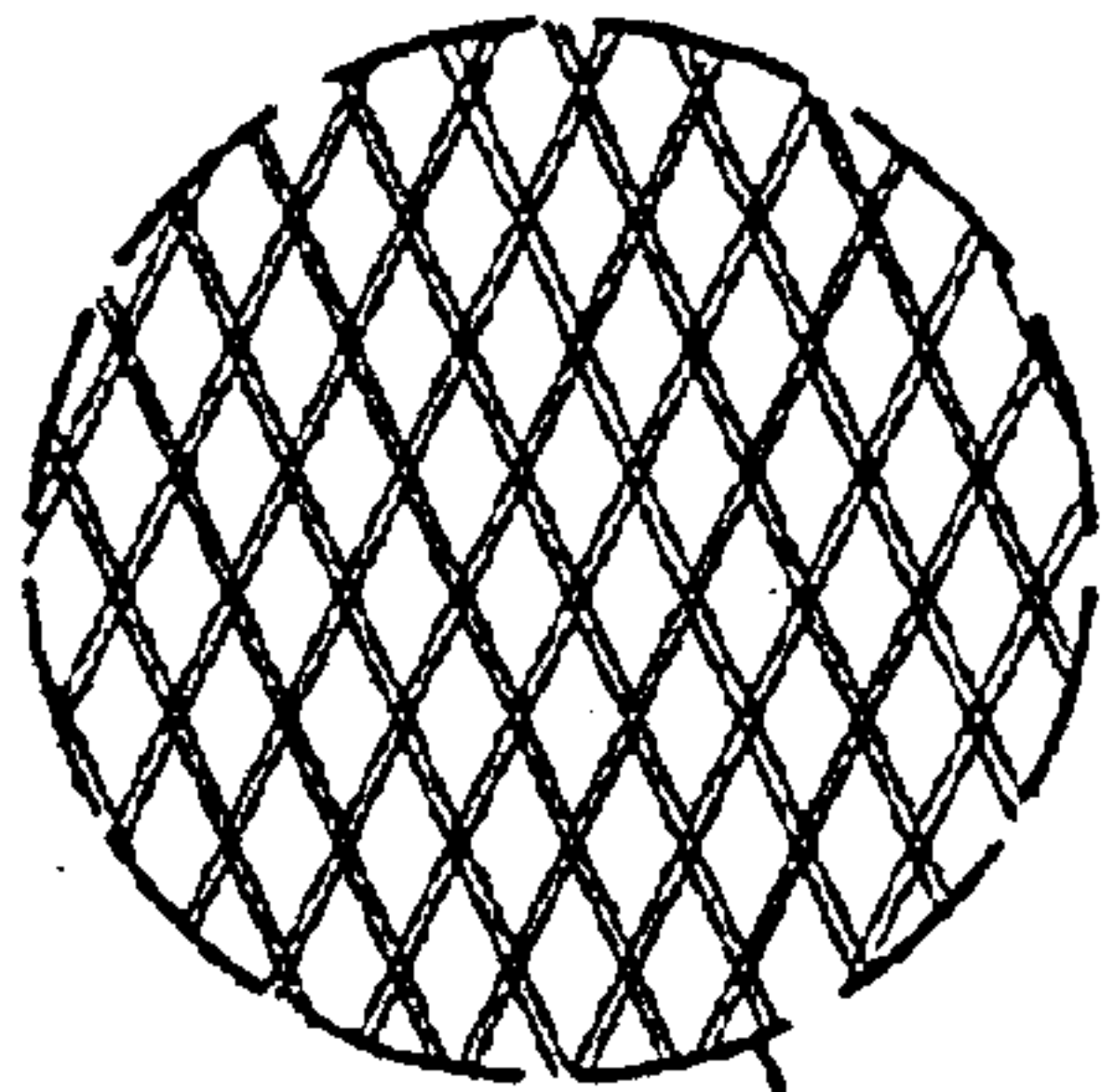


FIG. 2

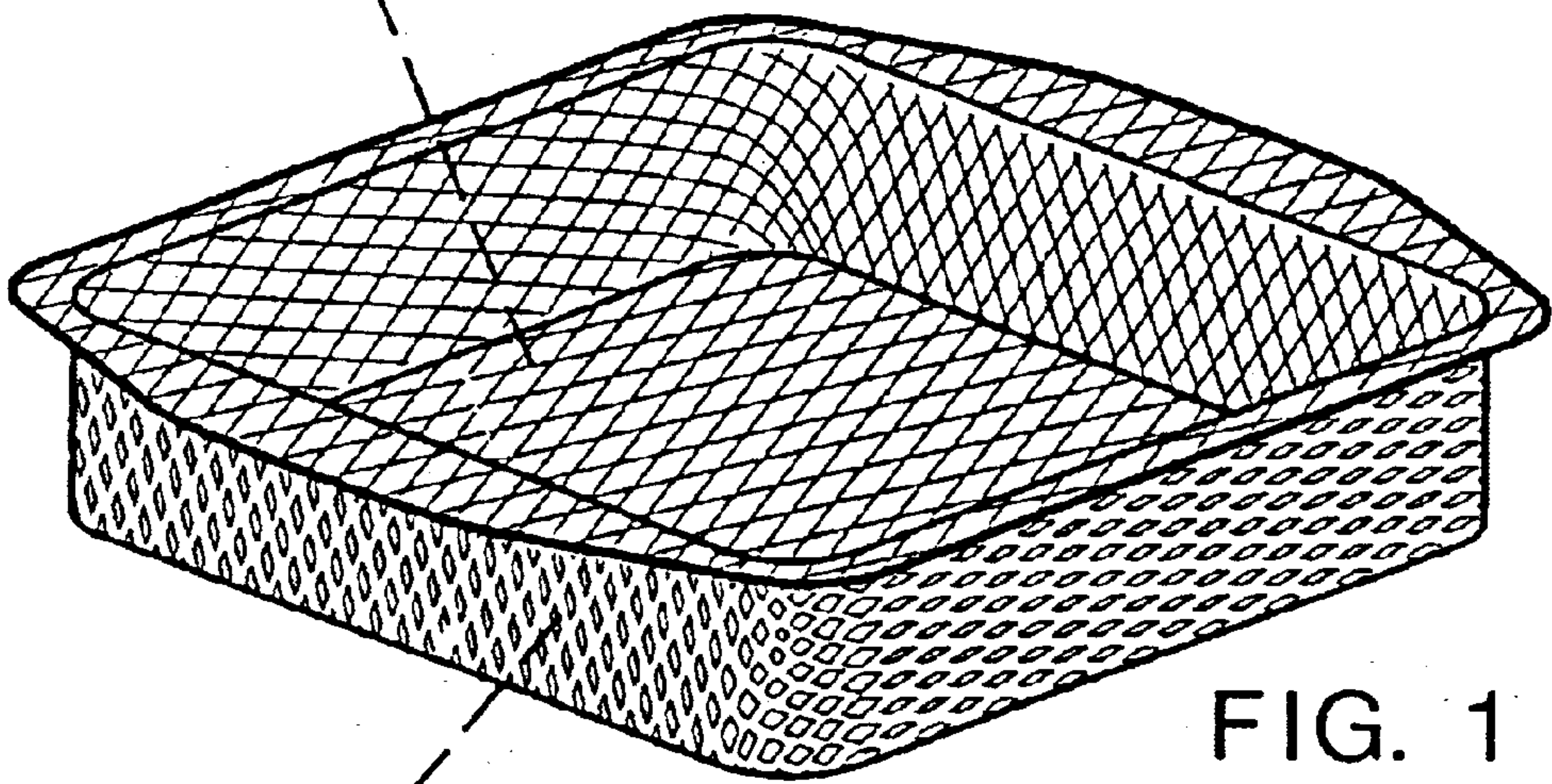


FIG. 1

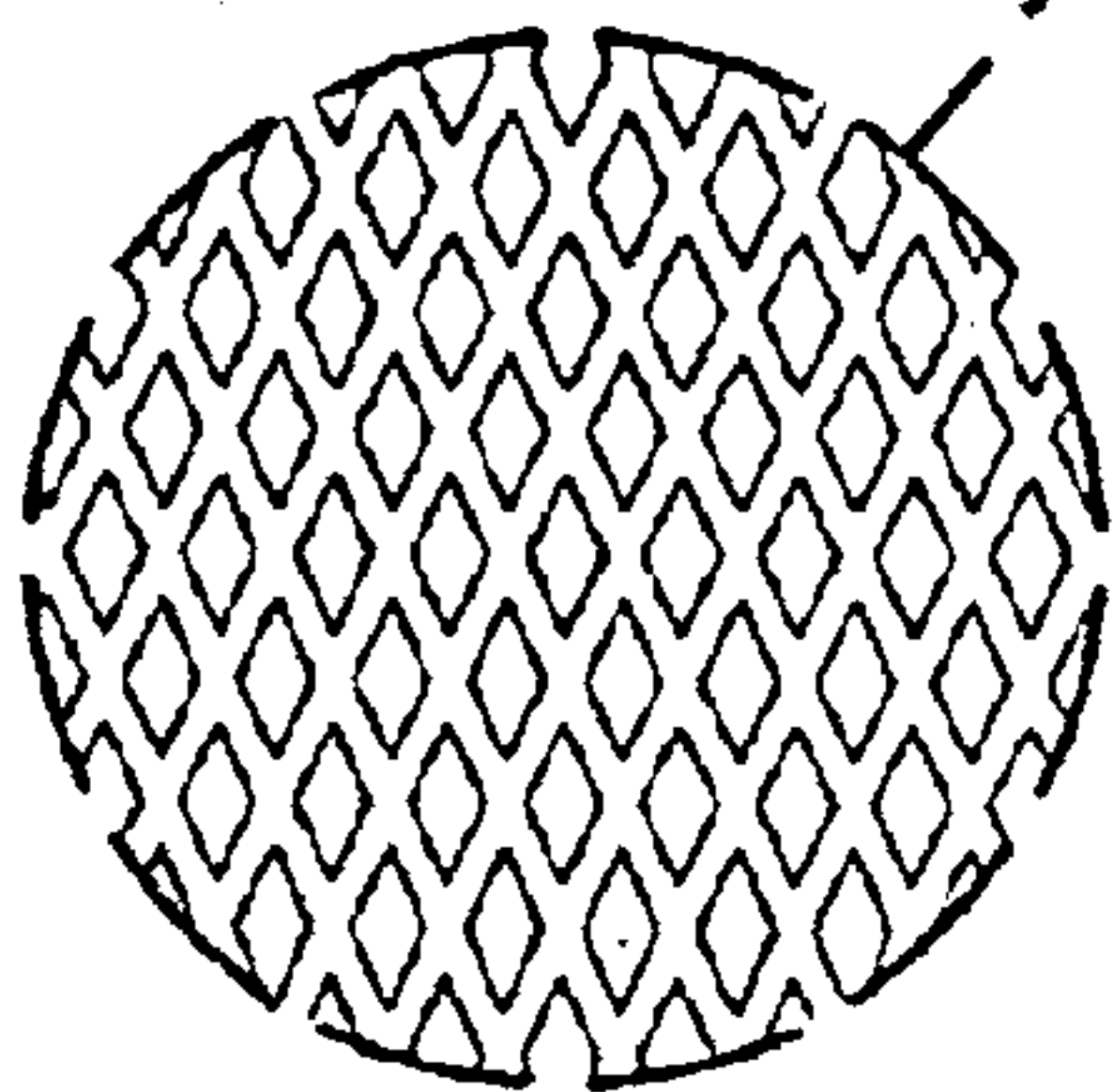


FIG. 3

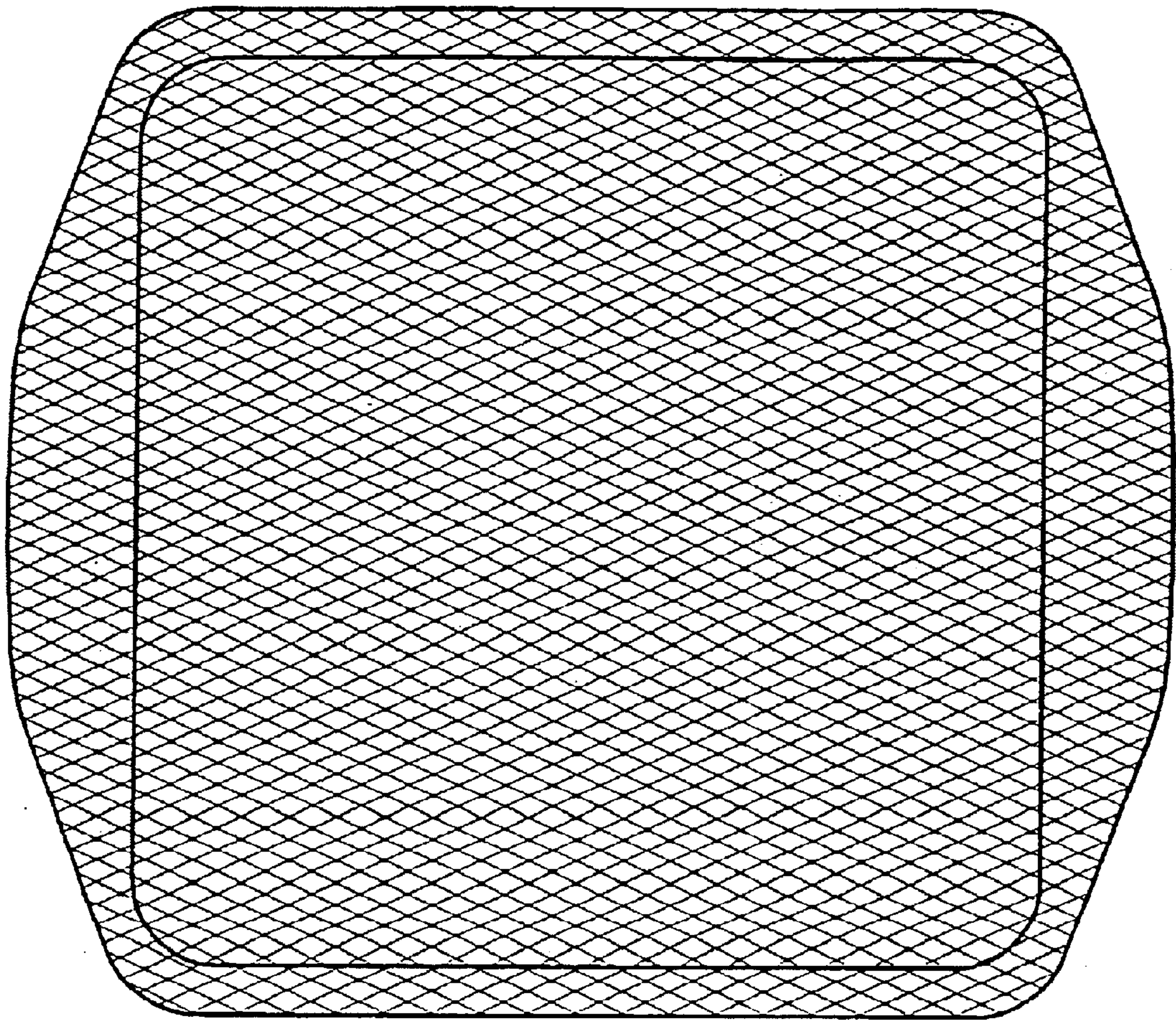


FIG. 4




FIG. 5




FIG. 6

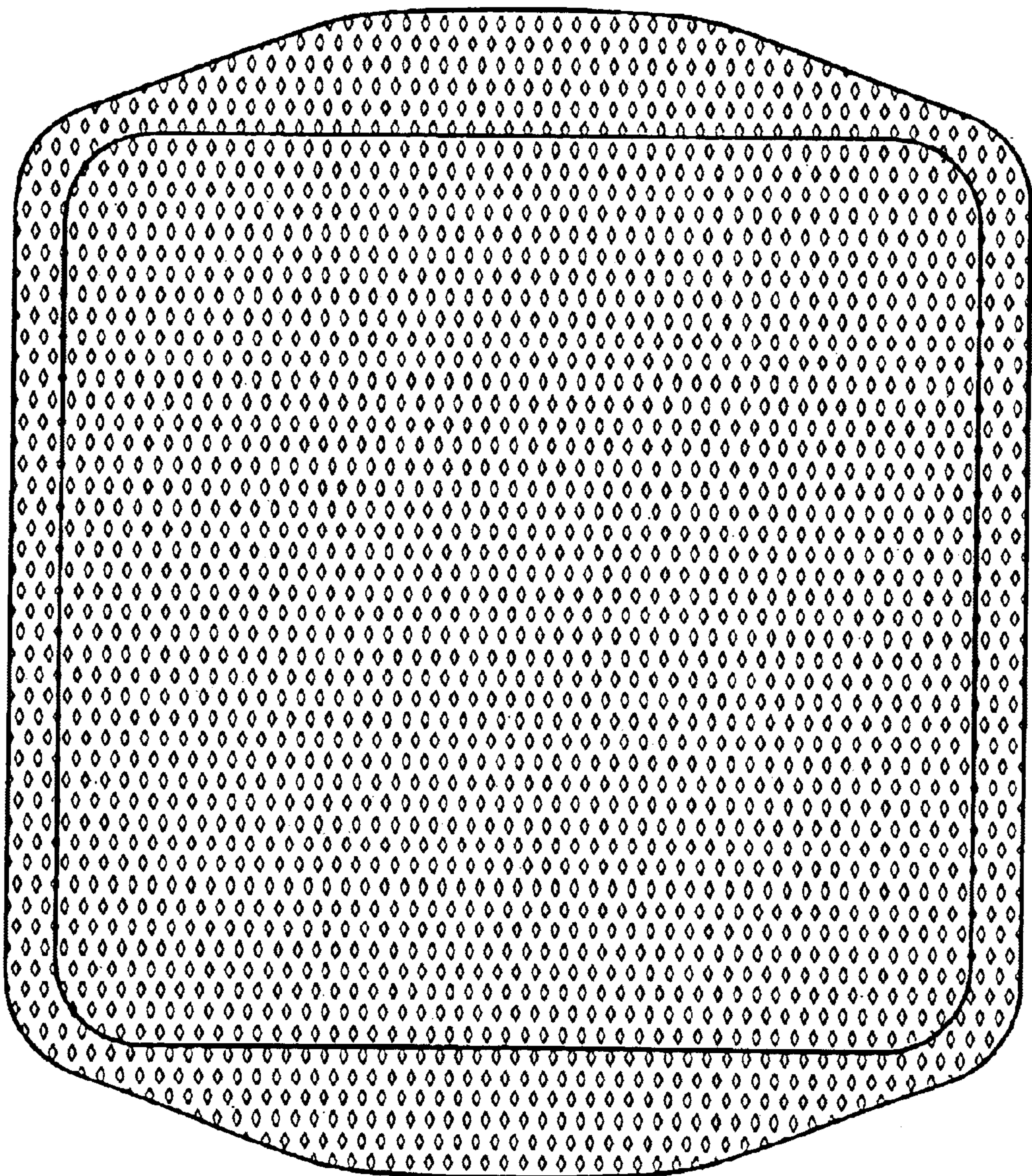


FIG. 7

UNITED STATES PATENT AND TRADEMARK OFFICE
CERTIFICATE OF CORRECTION

PATENT NO. : Des. 490,643 S
DATED : June 1, 2004
INVENTOR(S) : Groll

Page 1 of 1

It is certified that error appears in the above-identified patent and that said Letters Patent is hereby corrected as shown below:

Title page,
Item [57], **DESCRIPTION,**
Line 4, "an intended diamond" should read -- an indented diamond --
FIG. 2, lines 1-2, "of the inner" should read -- of the inner --.

Signed and Sealed this

Twelfth Day of October, 2004

A handwritten signature in black ink that reads "Jon W. Dudas". The signature is written in a cursive style with a large, looped initial "J".

JON W. DUDAS
Director of the United States Patent and Trademark Office