



US00D490636S

(12) **United States Design Patent** (10) **Patent No.:** **US D490,636 S**
Bergh et al. (45) **Date of Patent:** **** Jun. 1, 2004**

(54) **COMPACT DISC SLEEVE WITH TITLE STRIP**

(75) Inventors: **James Allen Bergh**, Boulder, CO (US);
David Fu, Diamond Bar, CA (US);
Robert Shipp, Bel Air, CA (US)

(73) Assignee: **Case Logic, Inc.**, Longmont, CO (US)

(**) Term: **14 Years**

(21) Appl. No.: **29/171,671**

(22) Filed: **Nov. 25, 2002**

(51) **LOC (7) Cl.** **03-04**

(52) **U.S. Cl.** **D6/626; D6/407; D19/26**

(58) **Field of Search** D3/201, 215, 217,
D3/218, 226, 238, 247, 254, 257, 270,
272, 273, 276, 295, 303, 307; D6/407,
408, 475, 626-635; D9/337, 424, 445,
454; 206/18, 307, 307.1, 308.1, 308.2,
308.3, 309-310, 311, 312, 313, 445, 749;
312/902, 9.9, 9.48, 9.55, 9.64, 9.47, 9.53,
328; 379/355; 383/18

OTHER PUBLICATIONS

U.S. patent application Ser. No. 29/153,983, Fu, filed Jan. 2002.

U.S. patent application Ser. No. 29/167,663, Fu et al., filed Sep. 2002.

U.S. patent application Ser. No. 10/011,575, Bergh et al., filed Dec. 3, 2001.

U.S. patent application Ser. No. 10/238,454, Bergh et al., filed Sep. 9, 2002.

U.S. patent application Ser. No. 10/267,155, Fu et al., filed Oct. 2002.

Case Logic 2002 What's Inside Survives Catalog, pp. 15 and 24.

Case Logic 1999 Catalog, pp. 11 and 23.

Case Logic Spring 2000 Catalog, pp. 14 and 29.

cdProjects 1999 Catalog, p. 27.

Primary Examiner—Celia Murphy

(74) *Attorney, Agent, or Firm*—Sheridan Ross PC

(57) **CLAIM**

The ornamental design for a compact disc sleeve with title strip, as shown and described.

(56) **References Cited**

U.S. PATENT DOCUMENTS

| | | | | | |
|-----------|----|---|---------|---------------|-----------|
| 3,102,635 | A | * | 9/1963 | Werwin et al. | |
| 4,850,731 | A | * | 7/1989 | Youngs | 206/308.1 |
| 4,978,005 | A | * | 12/1990 | Sammet | 206/308.1 |
| 5,396,987 | A | * | 3/1995 | Temple et al. | 206/309 |
| 5,462,160 | A | * | 10/1995 | Youngs | 206/312 |
| 5,529,183 | A | * | 6/1996 | Nishikawa | 206/308.3 |
| 5,588,527 | A | * | 12/1996 | Youngs | 206/308.1 |
| 5,690,220 | A | * | 11/1997 | Swan | 206/308.1 |
| 5,882,748 | A | * | 3/1999 | Tomoda | 428/35.2 |
| D421,869 | S | | 3/2000 | Drew et al. | D6/626 |
| D431,408 | S | | 10/2000 | Drew et al. | D6/626 |
| D432,343 | S | | 10/2000 | Drew et al. | D6/626 |
| 6,126,013 | A | * | 10/2000 | Miller | 206/591 |
| D434,262 | S | | 11/2000 | Bergh et al. | D6/626 |
| 6,186,320 | B1 | | 2/2001 | Drew | 206/308.1 |
| D441,591 | S | * | 5/2001 | Drew | D6/626 |

(List continued on next page.)

DESCRIPTION

FIG. 1 is a front elevation view of a compact disc sleeve with title strip showing our new design;

FIG. 2 is a right elevation view of the invention illustrated in FIG. 1;

FIG. 3 is a top plan view of the invention illustrated in FIG. 1;

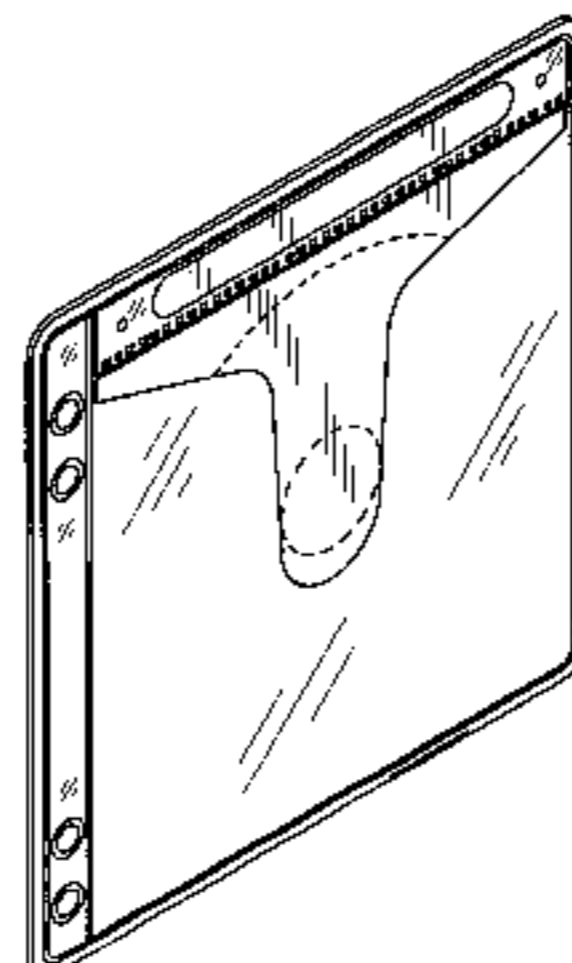
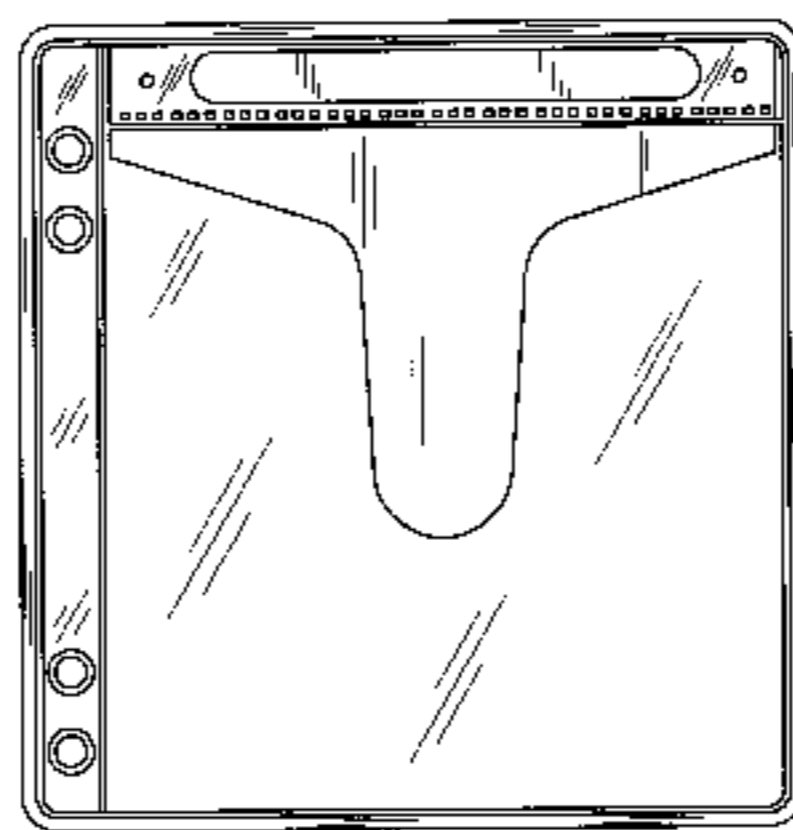
FIG. 4 is a rear elevation view of the invention illustrated in FIG. 1;

FIG. 5 is a bottom plan view of the invention illustrated in FIG. 1;

FIG. 6 is a left elevation view of the invention illustrated in FIG. 1; and,

FIG. 7 is a front perspective view of the invention illustrated in FIG. 1 shown with environment, the broken lines forming no part of the claimed design.

1 Claim, 2 Drawing Sheets



US D490,636 S

Page 2

U.S. PATENT DOCUMENTS

| | | | | | | | | |
|-----------|------|---------|-------------------|-----------|--------------|------|---------|---------|
| 6,241,086 | B1 | 6/2001 | Bergh et al. | 206/308.1 | 2001/0000892 | A1 * | 5/2001 | Drew |
| 6,267,234 | B1 | 7/2001 | Bergh et al. | 206/308.1 | 2001/0032793 | A1 * | 10/2001 | Bergh |
| 6,325,207 | B2 | 12/2001 | Drew | 206/308.1 | 2001/0037952 | A1 * | 11/2001 | Garnier |
| 6,446,800 | B2 | 9/2002 | Bergh et al. | 206/308.1 | 2002/0084200 | A1 * | 7/2002 | Berge |
| 6,505,739 | B2 * | 1/2003 | Garnier | 206/312 | 2002/0197098 | A1 * | 12/2002 | Palmer |
| 6,557,701 | B1 * | 5/2003 | Chen | 206/308.7 | 2003/0019773 | A1 * | 1/2003 | Bergh |

* cited by examiner

Fig. 1

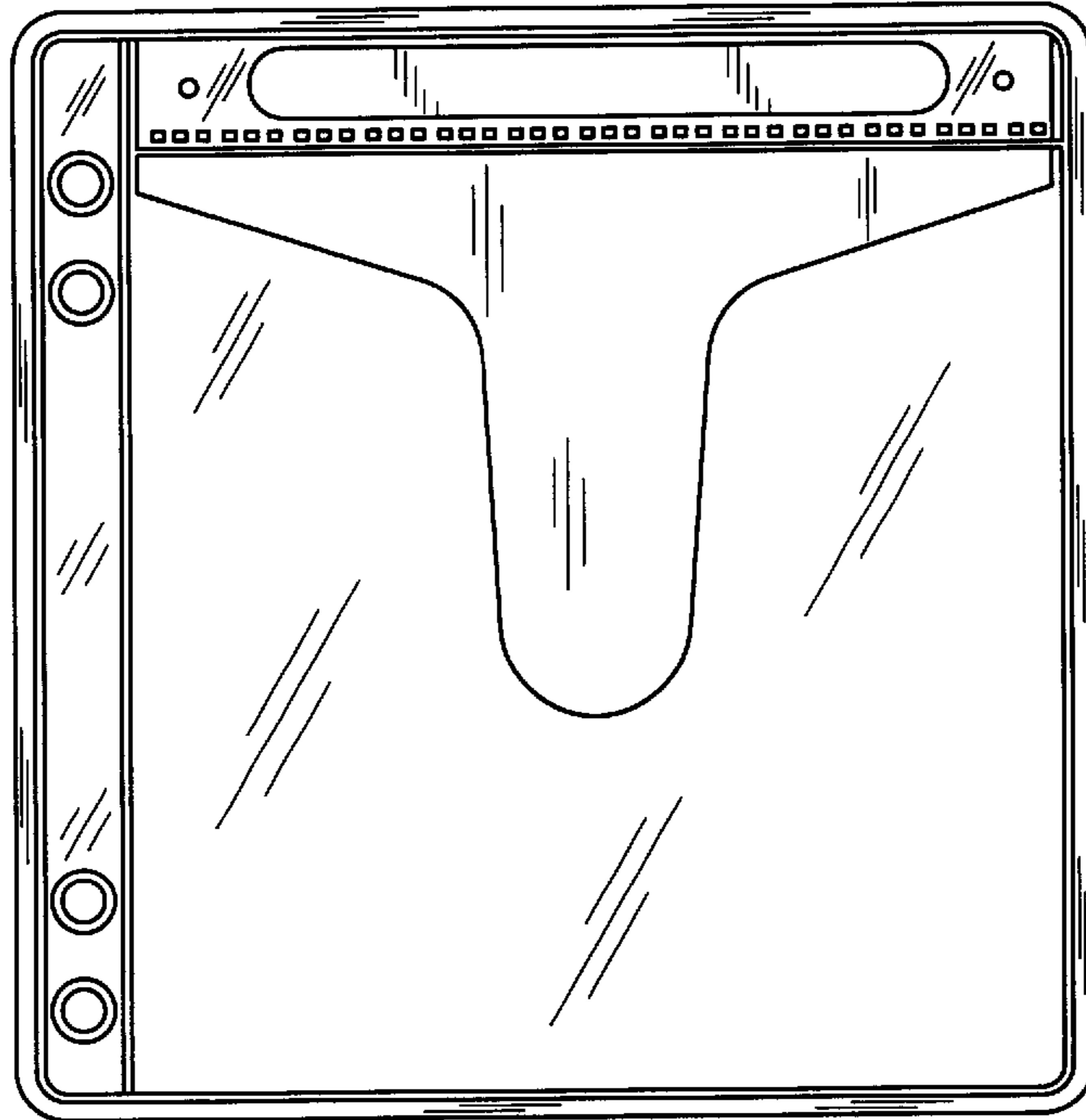


Fig. 2




Fig. 3

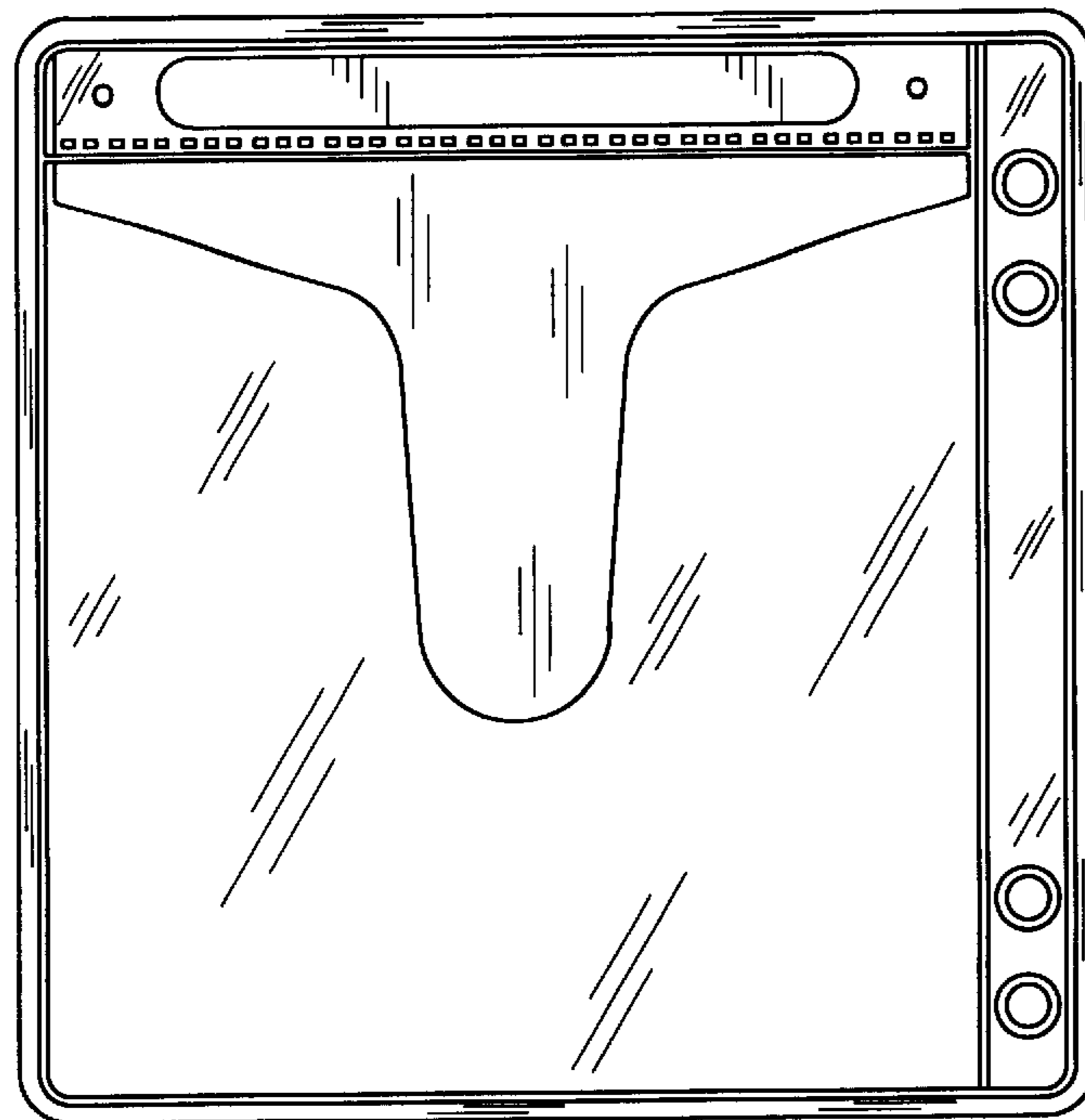


Fig. 4




Fig. 5

Fig. 6



Fig. 7

