



US00D490634S

(12) **United States Design Patent**
Clucas

(10) **Patent No.:** **US D490,634 S**
(45) **Date of Patent:** **** Jun. 1, 2004**

(54) **TANKTOPPER CABINET**

- (75) Inventor: **Michael Clucas**, Newark, DE (US)
- (73) Assignee: **Zenith Products Corp.**, New Castle, DE (US)
- (**) Term: **14 Years**
- (21) Appl. No.: **29/183,569**
- (22) Filed: **Jun. 13, 2003**
- (51) **LOC (7) Cl.** **06-04**
- (52) **U.S. Cl.** **D6/561; D6/436**
- (58) **Field of Search** D6/436, 437-439, D6/441, 445-448, 470; 312/114, 117, 204, 224, 561, 567, 569, 573, 574

(56) **References Cited**

U.S. PATENT DOCUMENTS

- D436,278 S * 1/2001 Winter D6/561
- D436,484 S * 1/2001 Harwanko D6/561
- D439,095 S * 3/2001 Harwanko D6/561

OTHER PUBLICATIONS

JC Penney Catalog, Wall Cabinet, p. 1176, Spr. & Sum. 2001.*

* cited by examiner

Primary Examiner—Cathron C. Brooks

(74) *Attorney, Agent, or Firm*—Edgar A. Zarins; Lloyd D. Doigan


(57) **CLAIM**

The ornamental design for a tanktopper cabinet, as shown and described.

DESCRIPTION

FIG. 1 is a perspective view of a tanktopper cabinet showing my new design;
FIG. 2 is a front elevational view thereof;
FIG. 3 is a left side view thereof, the opposite side being a mirror image of the side shown; and,
FIG. 4 is a top plan view thereof.

1 Claim, 2 Drawing Sheets






Fig-1

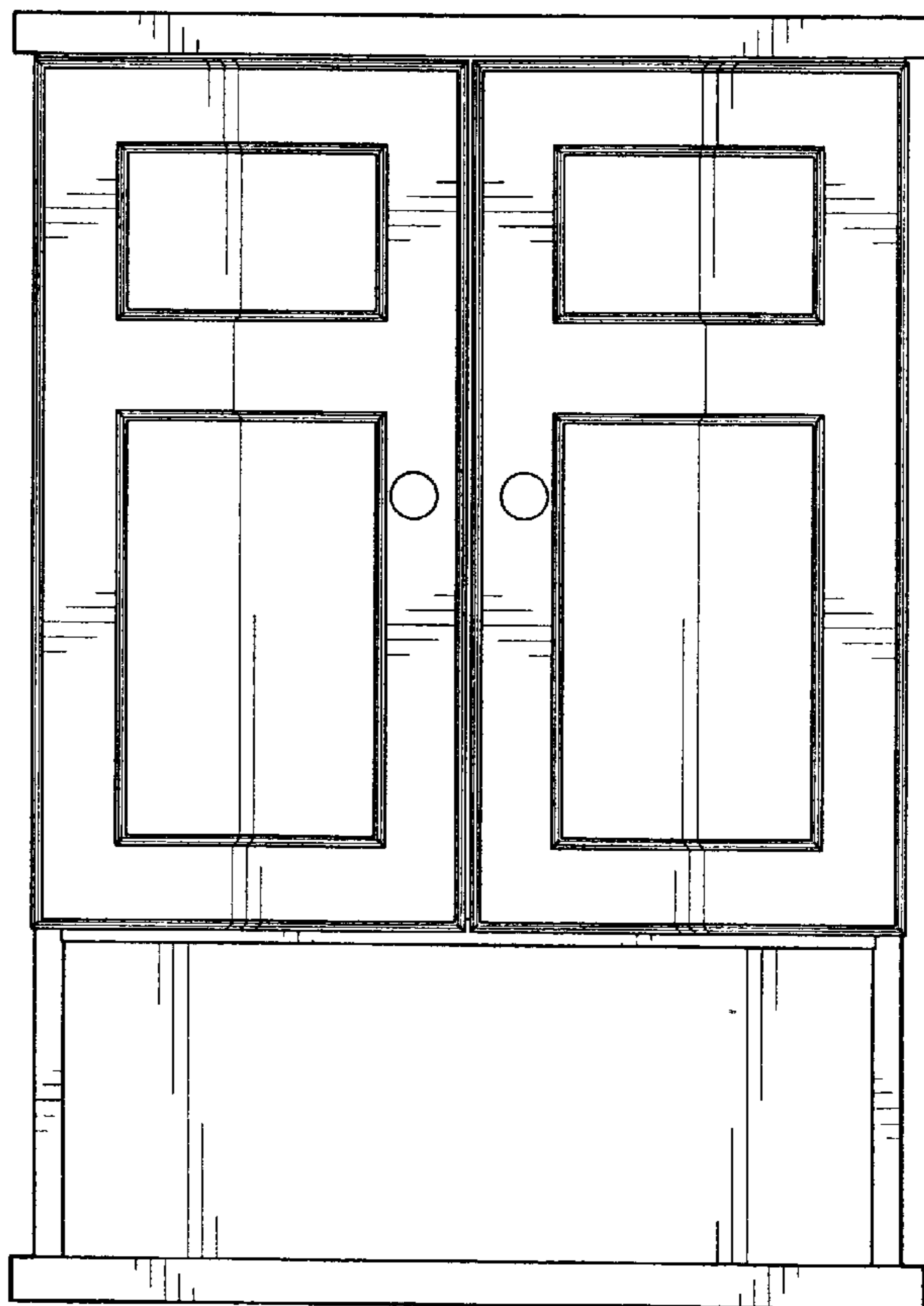


Fig-2

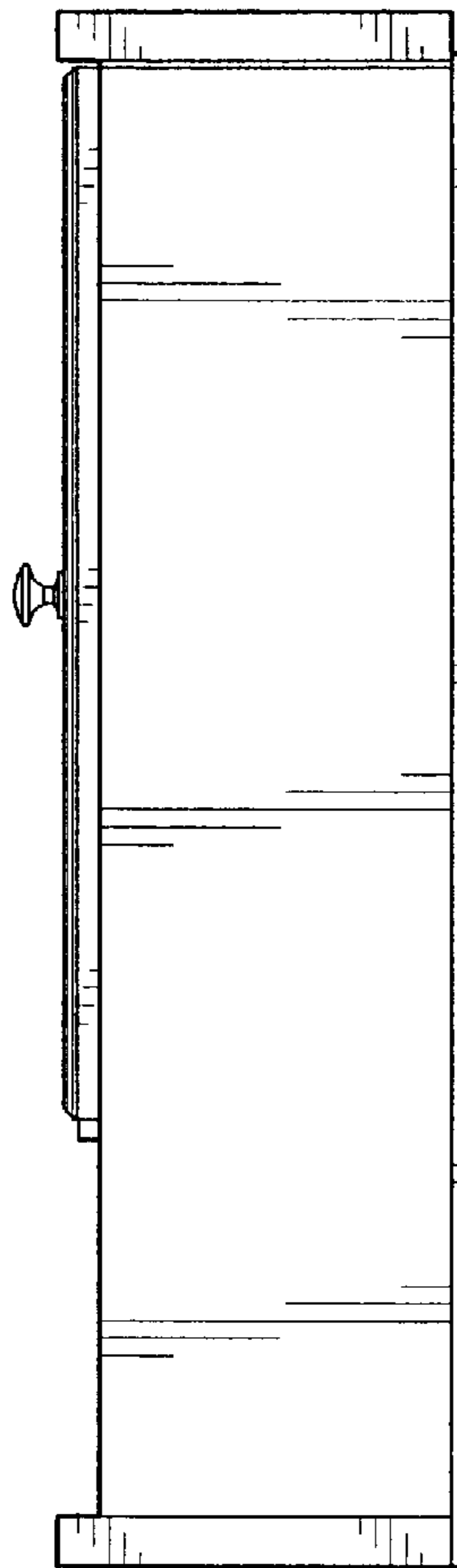


Fig-3




Fig-4