



US00D490632S

(12) **United States Design Patent**
Bosman

(10) **Patent No.:** **US D490,632 S**

(45) **Date of Patent:** **** Jun. 1, 2004**

- (54) **TABLE BASE PANEL**
- (75) Inventor: **Scott A. Bosman**, Green Bay, WI (US)
- (73) Assignee: **Krueger International, Inc.**, Green Bay, WI (US)
- (**) Term: **14 Years**
- (21) Appl. No.: **29/186,898**
- (22) Filed: **Jul. 24, 2003**

- D341,043 S 11/1993 Pessa
- D341,271 S 11/1993 Pessa
- D341,272 S 11/1993 Pessa
- D343,536 S 1/1994 Pessa
- D345,657 S 4/1994 Pessa
- D359,633 S 6/1995 Bubb
- D362,140 S * 9/1995 Pedersen D6/480
- D376,056 S 12/1996 Kelly
- D480,232 S * 10/2003 Bosman D6/421

Related U.S. Application Data

- (62) Division of application No. 29/162,062, filed on Jun. 7, 2002, now Pat. No. Des. 480,232.
- (51) **LOC (7) Cl.** **06-03**
- (52) **U.S. Cl.** **D6/495; D6/492**
- (58) **Field of Search** D6/380-489, 495, D6/496, 499, 491, 492, 421, 422; 108/153.1, 155, 156, 157.1, 161; 248/188, 188.1

References Cited

U.S. PATENT DOCUMENTS

- D233,971 S * 12/1974 Hodges et al. D6/484
- D283,958 S 5/1986 Payne, Jr.

* cited by examiner

Primary Examiner—Janice E. Seeger
(74) *Attorney, Agent, or Firm*—Boyle, Fredrickson, Newholm, Stein & Gratz, S.C.

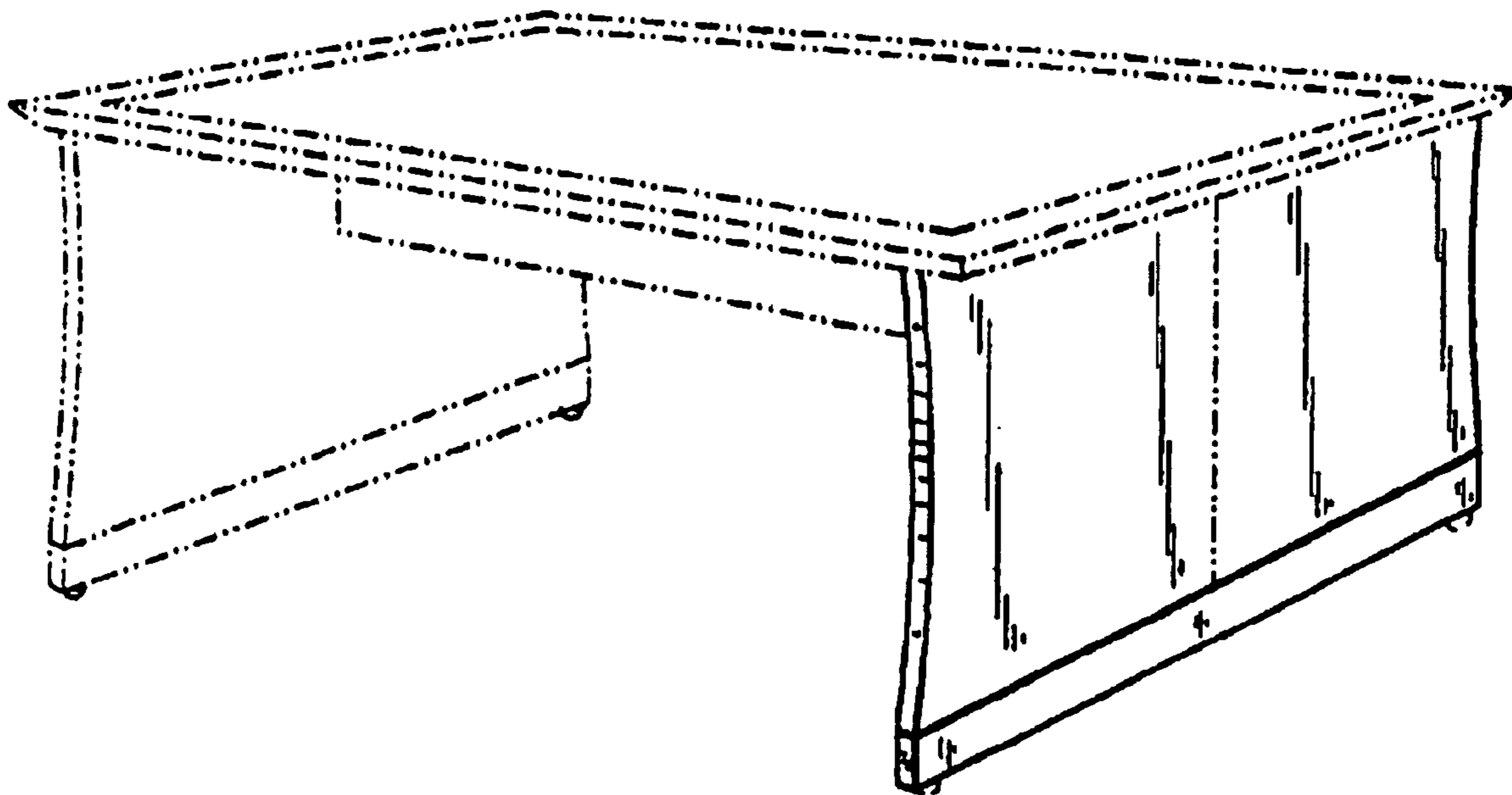
CLAIM

The ornamental design of a table base panel, as shown and described.

DESCRIPTION

FIG. 1 is an isometric view of a panel-type table base incorporating my new design;
FIG. 2 is a side elevation view thereof;
FIG. 3 is an end elevation view thereof, which is representative of either end; and,
FIG. 4 is a bottom plan view thereof.

1 Claim, 1 Drawing Sheet



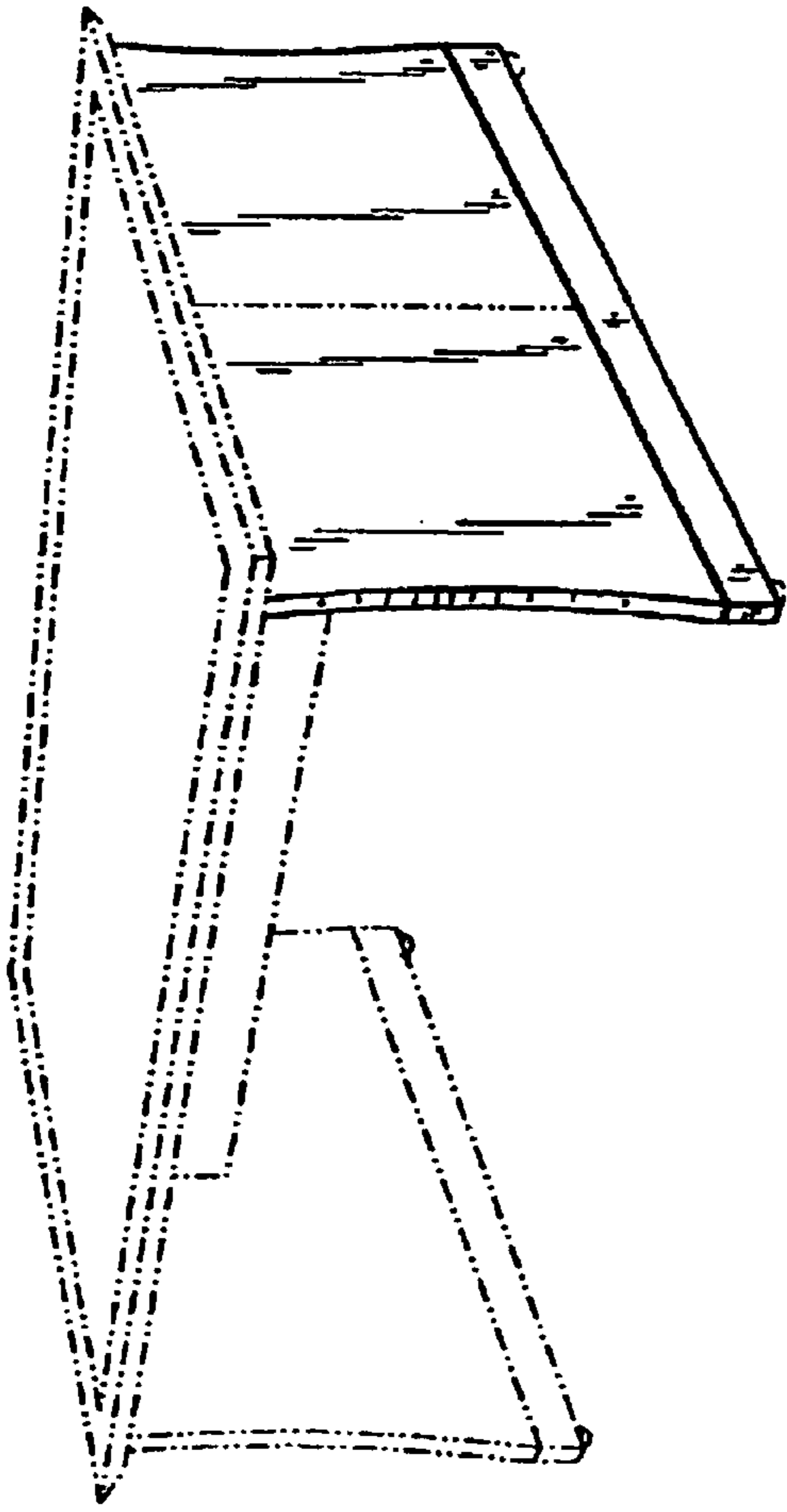


FIG. 1




FIG. 2

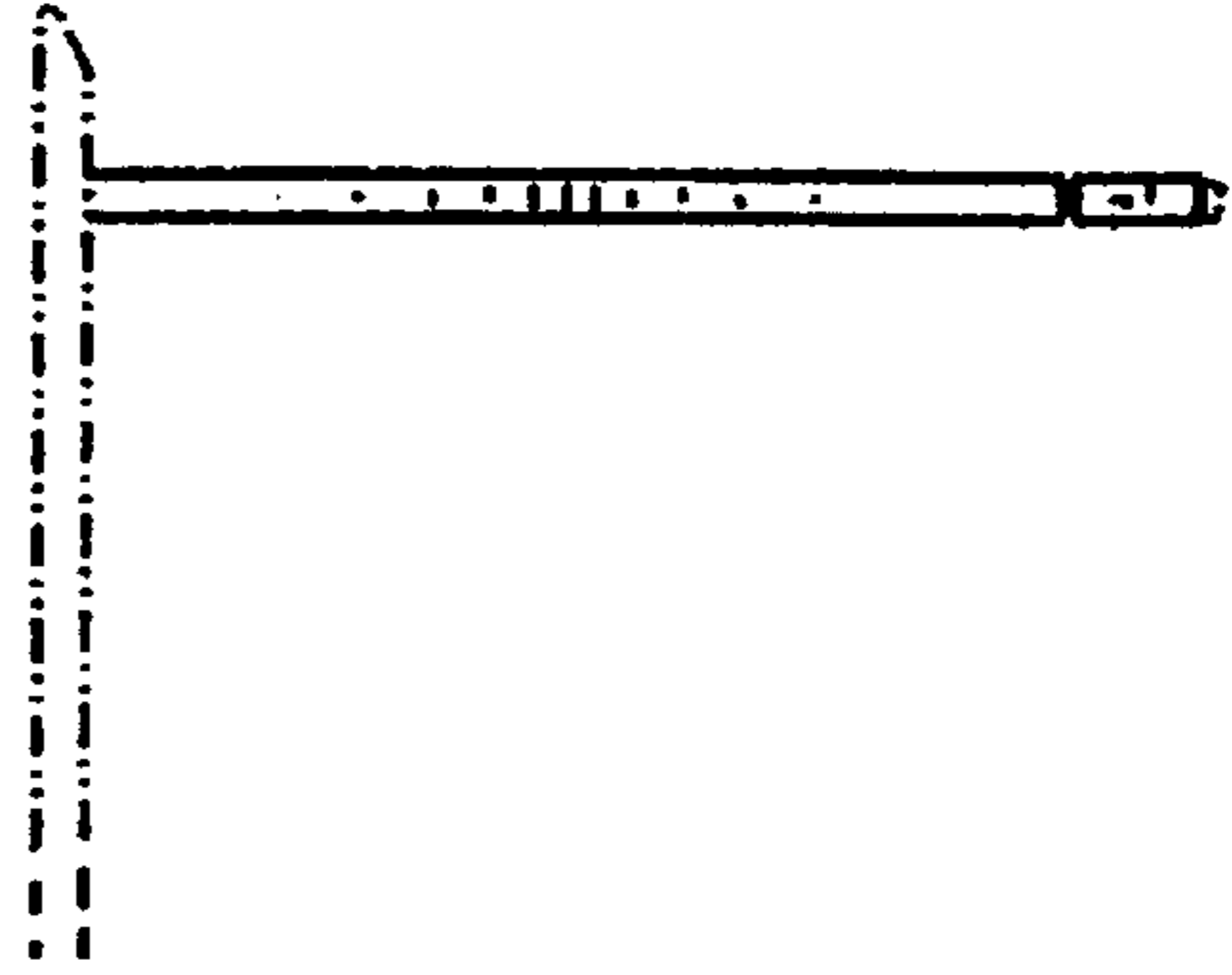


FIG. 3




FIG. 4