



US00D490623S

(12) **United States Design Patent**
Smith et al.

(10) **Patent No.:** **US D490,623 S**
(45) **Date of Patent:** **** Jun. 1, 2004**

(54) **SEAT**

(75) Inventors: **Michael Smith**, Dubuque, IA (US);
Catina Roscoe, Julian, NC (US)

(73) Assignee: **Flexsteel Industries, Inc.**, Du Xuque,
IA (US)

(**) Term: **14 Years**

(21) Appl. No.: **29/169,212**

(22) Filed: **Oct. 16, 2002**

(51) **LOC (7) Cl.** **06-01**

(52) **U.S. Cl.** **D6/381**

(58) **Field of Search** D6/334, 335, 336,
D6/356, 364, 370, 371, 373, 379, 380,
381, 500, 501, 502; 5/12.1; 297/232

(56) **References Cited**

U.S. PATENT DOCUMENTS

D77,283 S	12/1928	Bauer	
D77,457 S	1/1929	Anderson	
D86,819 S	4/1932	Anderson	
D428,725 S	* 8/2000	Lee	D6/381
D444,310 S	* 7/2001	Lee	D6/381
D447,883 S	9/2001	Meier et al.	
D455,023 S	* 4/2002	Lee	D6/381
D459,607 S	* 7/2002	Gibson	D6/381

OTHER PUBLICATIONS

1. The Complete Guide to Furniture Styles by Boger published by Waveland Press (more than one year prior to filing). Figs. 207–215, 468–471, Plate 353,369.

2. Advertisement for Southern “Louis Phillippe” sofa (more than one year prior to filing).

* cited by examiner

Primary Examiner—Doris V. Coles

Assistant Examiner—Elizabeth A. Albert

(74) *Attorney, Agent, or Firm*—David C. Brezina; Barnes & Thornburg

(57) **CLAIM**

The ornamental design for a seat, as shown and described.

DESCRIPTION

FIG. 1 is a front elevational view of the sofa, the first embodiment of the seat;

FIG. 2 is a right side elevational view of the first embodiment of the seat of FIG. 1 and of the second embodiment of seat of FIG. 5, the opposite side being a mirror image thereof;

FIG. 3 is a top plan view of the first embodiment of the seat of FIG. 1;

FIG. 4 is a rear elevational view of the first embodiment of the seat of FIG. 1;

FIG. 5 is a front elevational view of the chair, the second embodiment of the seat;

FIG. 6 is a top plan view of the chair, the second embodiment of the seat of FIG. 5; and,

FIG. 7 is a rear elevational view of the chair, the second embodiment of the seat of FIG. 5.

The broken lines shown in FIGS. 1, 2, 3, 5 and 6 represent a pattern of stitching.

1 Claim, 7 Drawing Sheets

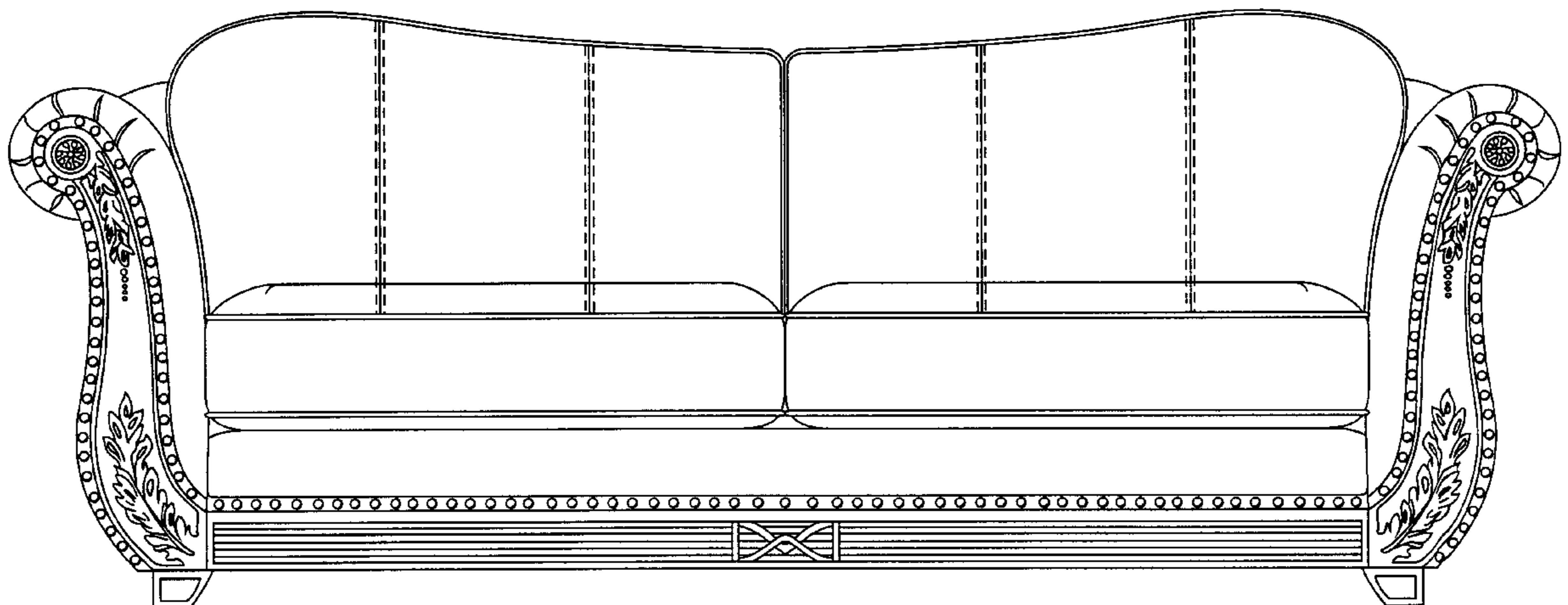


Fig. 1

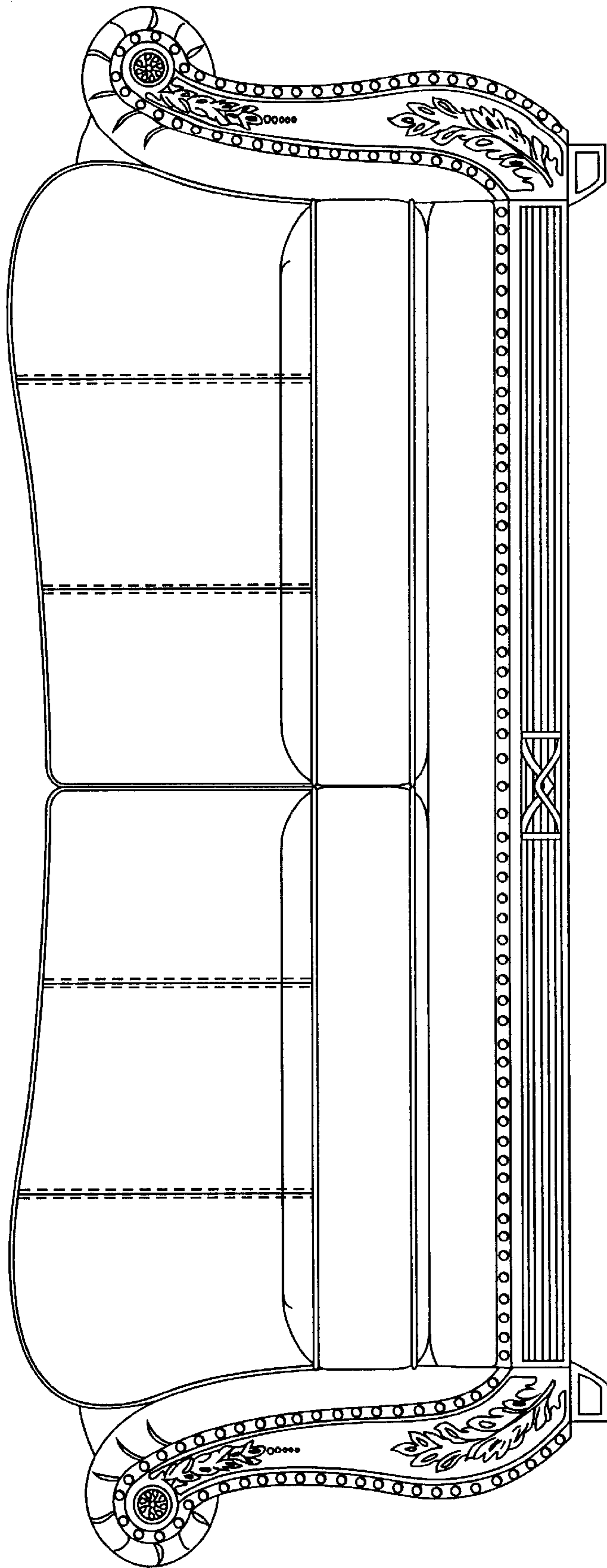


Fig. 2

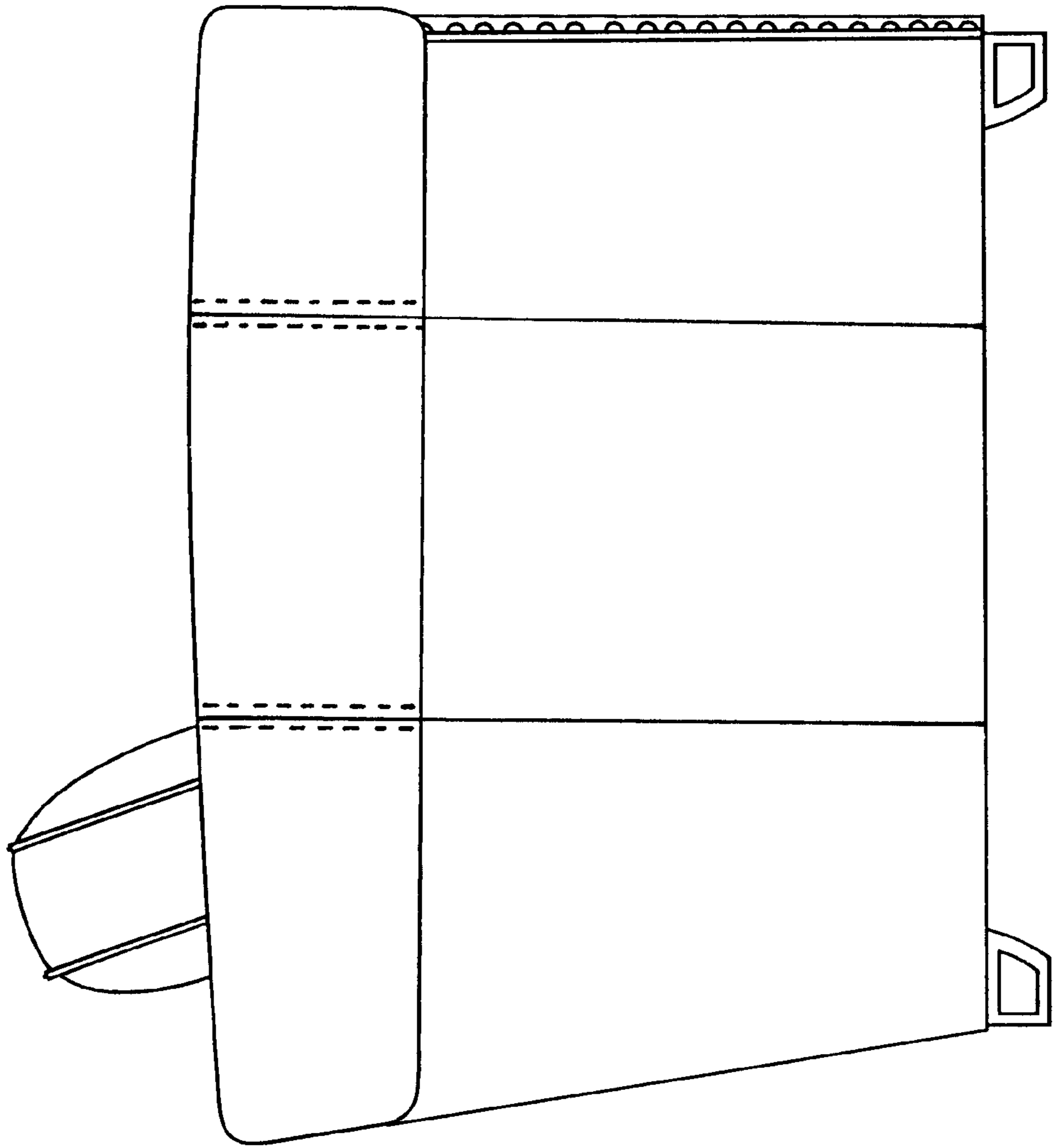


Fig. 3

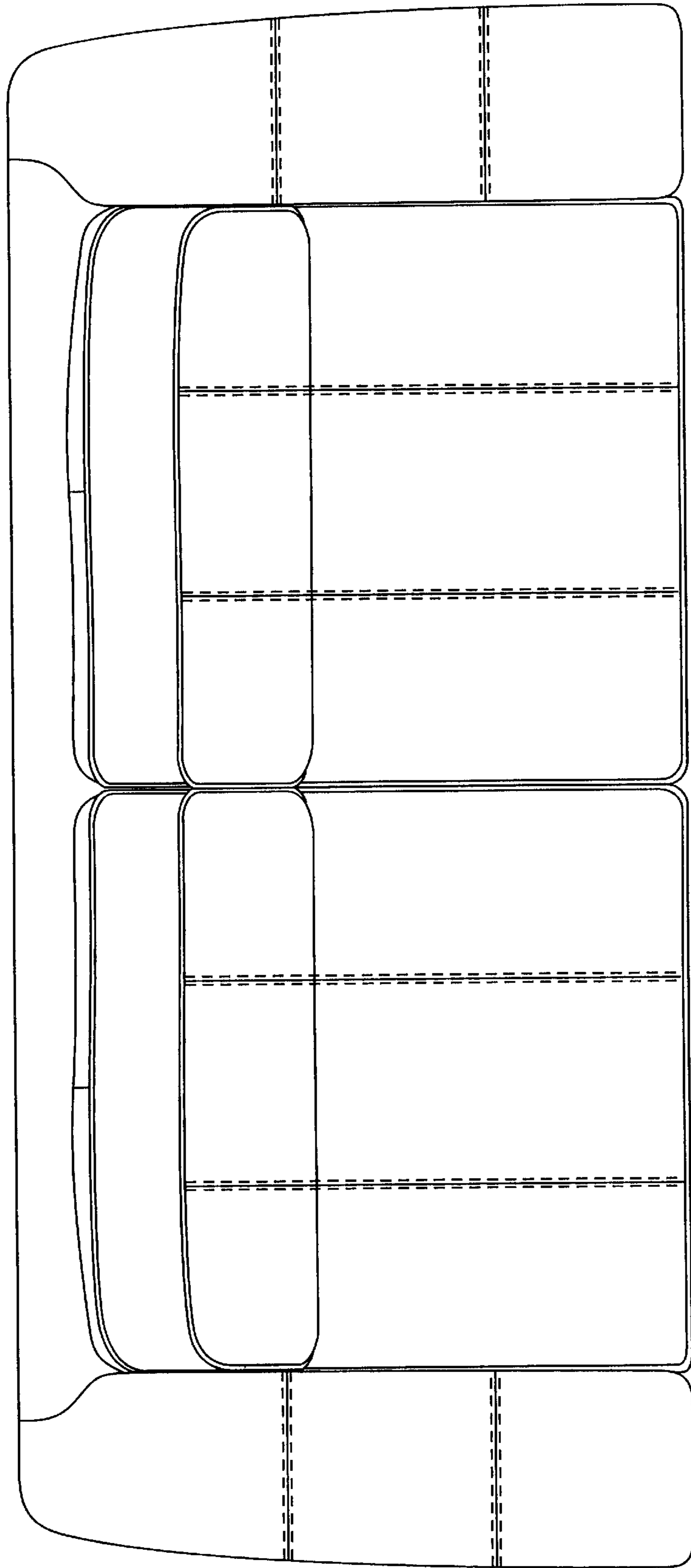


Fig. 4




Fig. 5

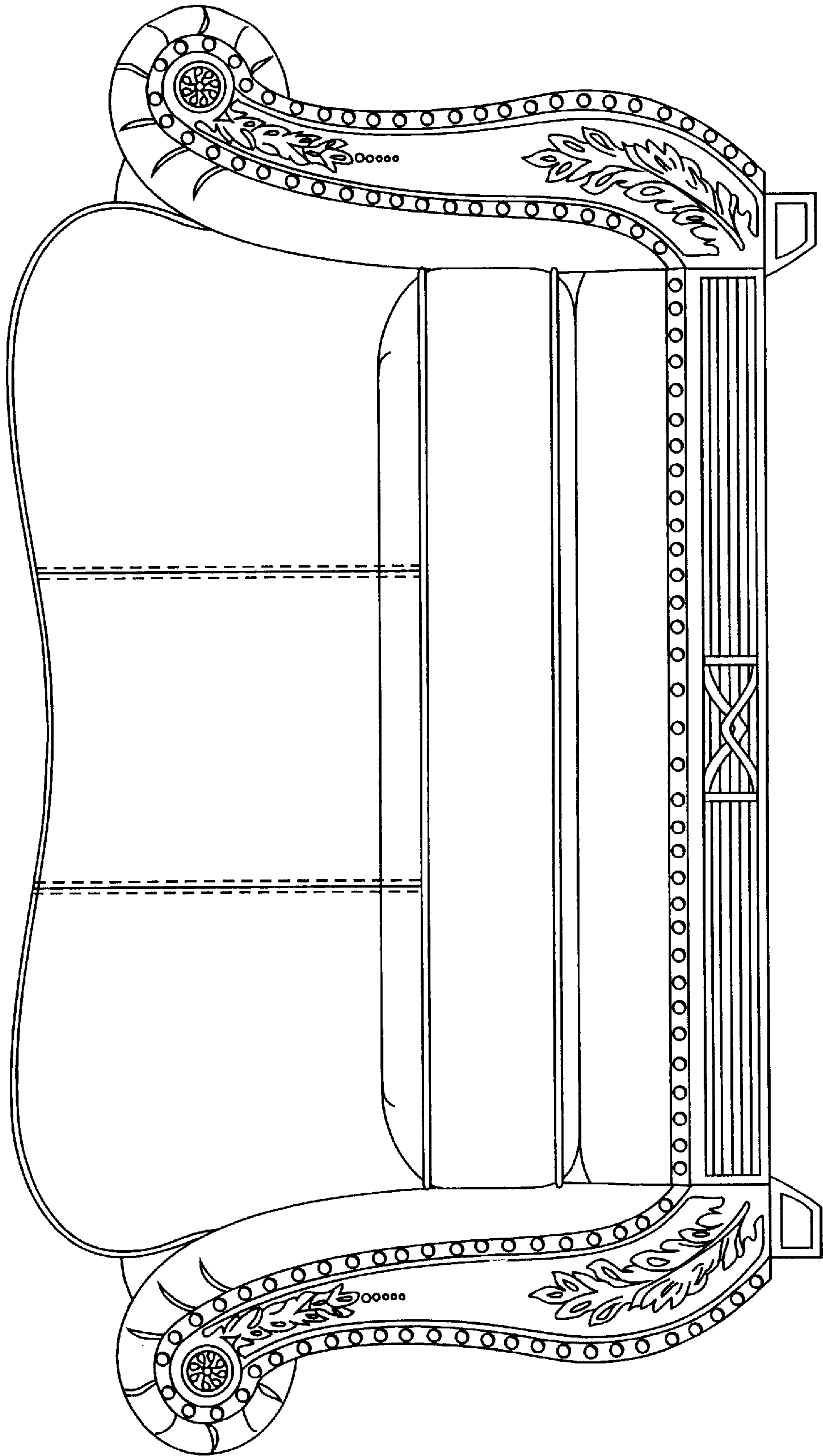


Fig. 6

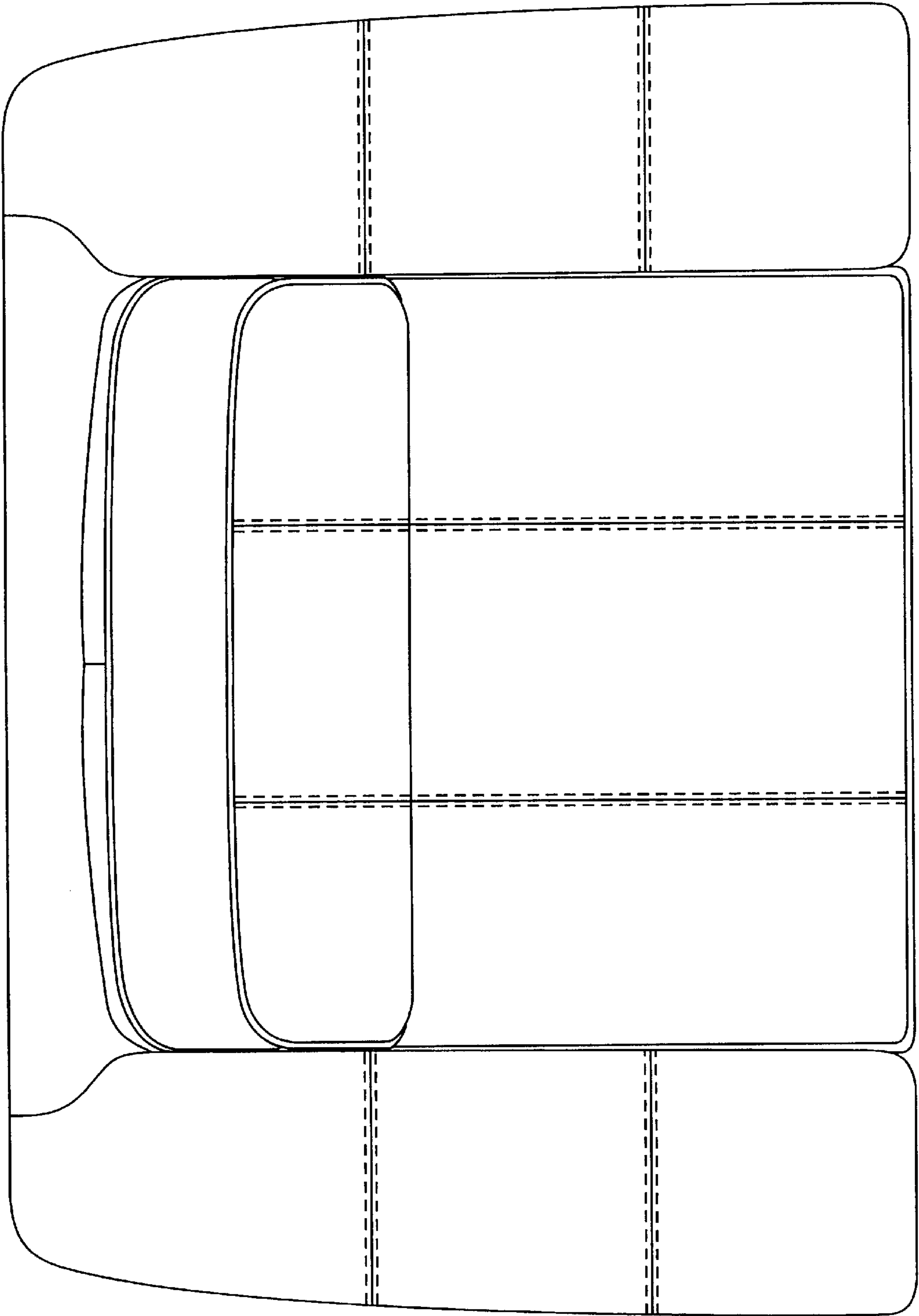


Fig. 7

