



US00D490612S

(12) **United States Design Patent**
Fenton

(10) **Patent No.:** **US D490,612 S**

(45) **Date of Patent:** **** Jun. 1, 2004**

(54) **HANDLE FOR LUGGAGE**

(75) Inventor: **Timm J. Fenton**, Lebanon, NJ (US)

(73) Assignee: **Tumi, Inc.**, South Plainfield, NJ (US)

(**) Term: **14 Years**

(21) Appl. No.: **29/178,062**

(22) Filed: **Mar. 20, 2003**

Related U.S. Application Data

(63) Continuation-in-part of application No. 29/170,610, filed on Nov. 8, 2002.

(51) **LOC (7) Cl.** **03-99**

(52) **U.S. Cl.** **D3/318**

(58) **Field of Search** D3/318, 319, 321,
D3/323, 273, 276, 279, 281, 282, 291;
D8/313, DIG. 1; 16/29, 30, 42 R, 412,
415, 416; 190/107, 115, 122, 18 A, 18 R;
280/37, 79.11, 638, 32.5, 33.998, 47.34;
312/330.1, 348.6; 217/48

(56) **References Cited**

U.S. PATENT DOCUMENTS

D820 S	*	8/1856	Blake et al.	D8/313
750,984 A	*	2/1904	Kennedy	280/79.11
1,606,600 A	*	11/1926	Richardson	16/416
D121,562 S	*	7/1940	Borchers	D8/313
5,533,600 A	*	7/1996	Van Himbeeck et al.	...	190/115
6,227,339 B1	*	5/2001	Bogert	190/122

* cited by examiner

Primary Examiner—Catherine R. Oliver
Assistant Examiner—Monica A. Weingart
(74) *Attorney, Agent, or Firm*—Baker Botts L.L.P.

(57) **CLAIM**

The ornamental design for a handle for luggage, as shown and described.

DESCRIPTION

FIG. 1 is a front view of a first embodiment of a handle for luggage showing my new design as attached to a luggage item shown in broken lines;

FIG. 2 is a bottom view of the embodiment of the handle for luggage shown in FIG. 1 as attached to a luggage item shown in broken lines;

FIG. 3 is a perspective view of the embodiment of the handle for luggage shown in FIG. 1;

FIG. 4 is a front view of the embodiment of FIG. 3;

FIG. 5 is a top view of the embodiment of FIG. 3;

FIG. 6 is a bottom view of the embodiment of FIG. 3;

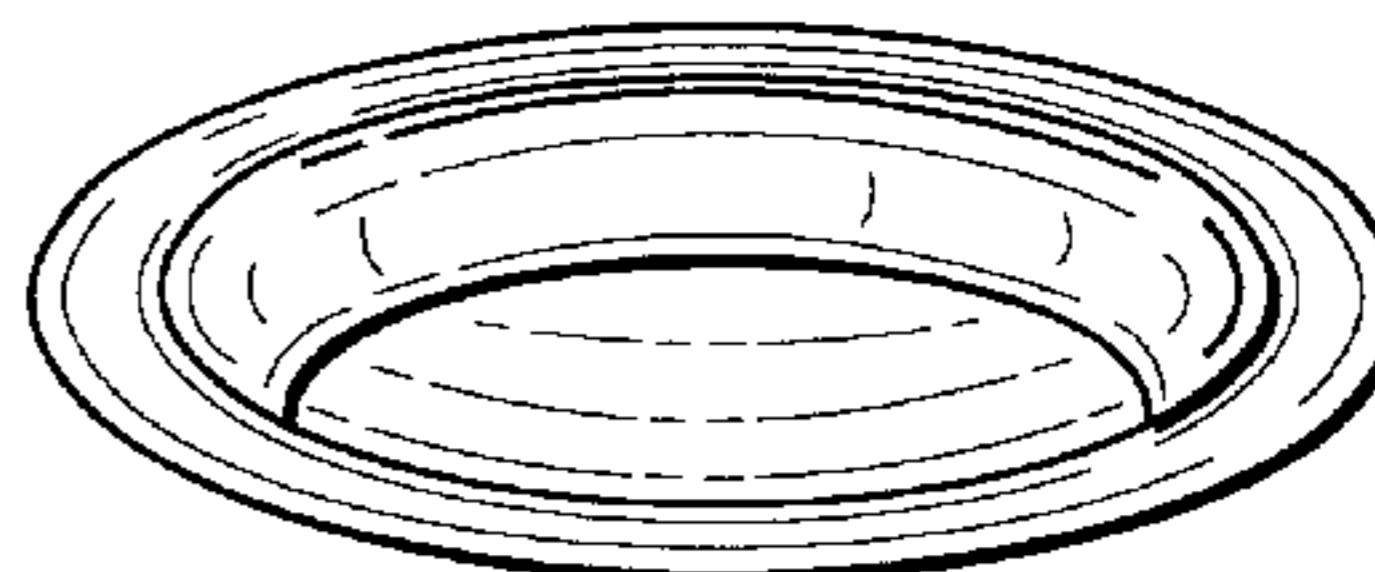
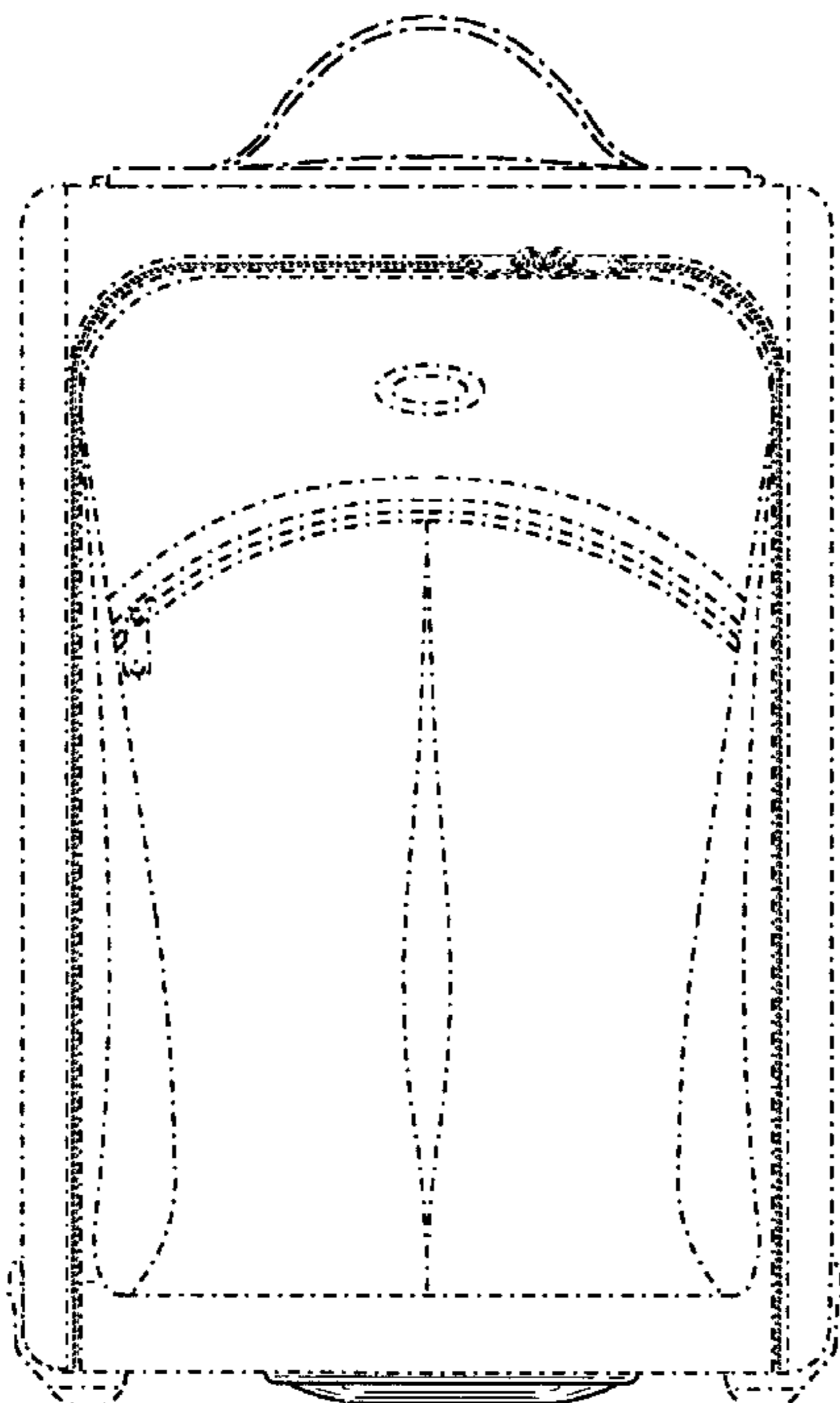
FIG. 7 is a right side view of the embodiment of FIG. 3, the left side view being the mirror image thereof;

FIG. 8 is a front view of a second embodiment of the handle for luggage showing my new design and lined for color; and,

FIG. 9 is a right side view of the embodiment of FIG. 8 and lined for color.

The broken lines are provided for illustrative purposes only and form no part of the claimed design. In addition, the portions of the handle for luggage that are not shown in the drawings, if any, do not form any part of the claimed design.

1 Claim, 2 Drawing Sheets



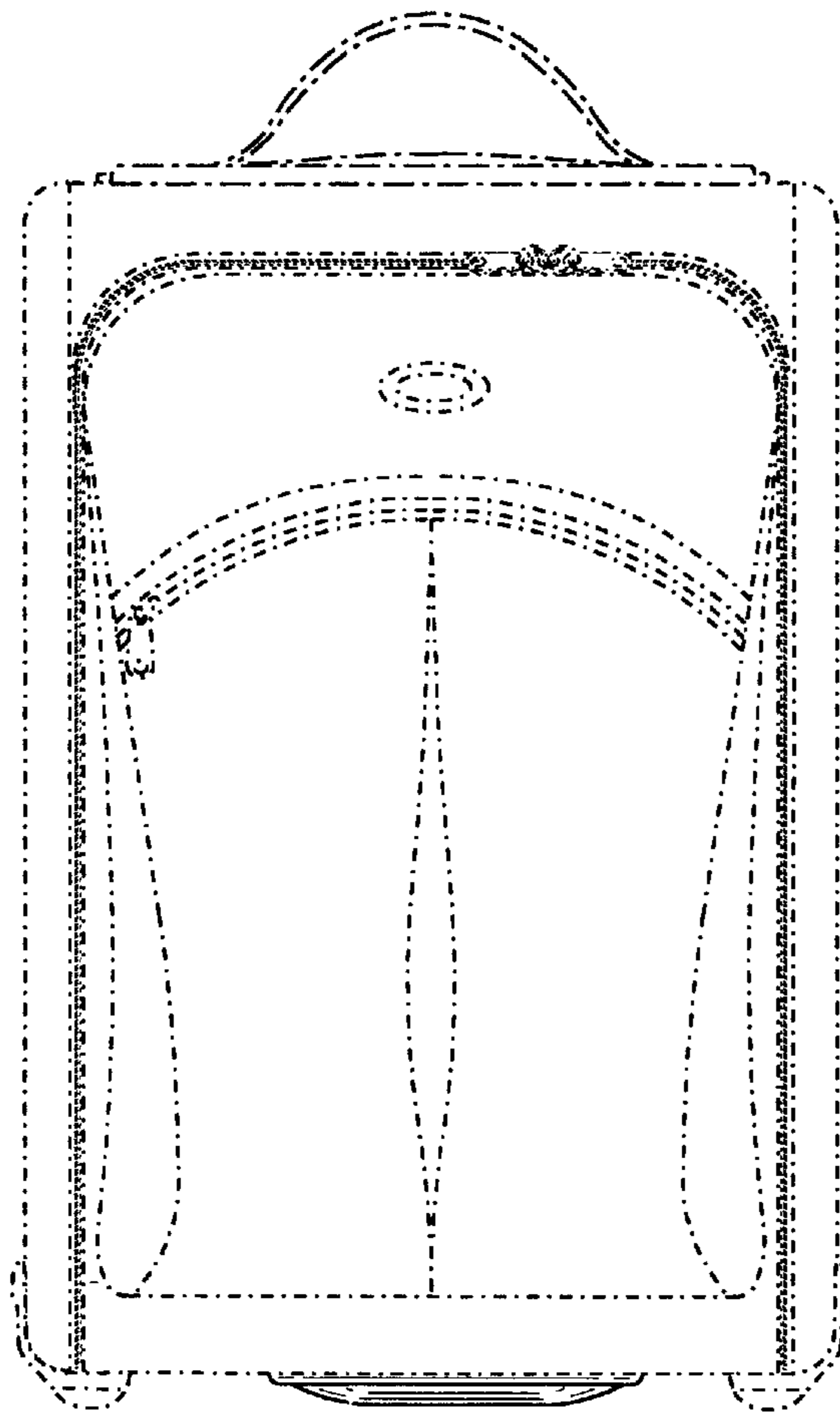


FIG. 1

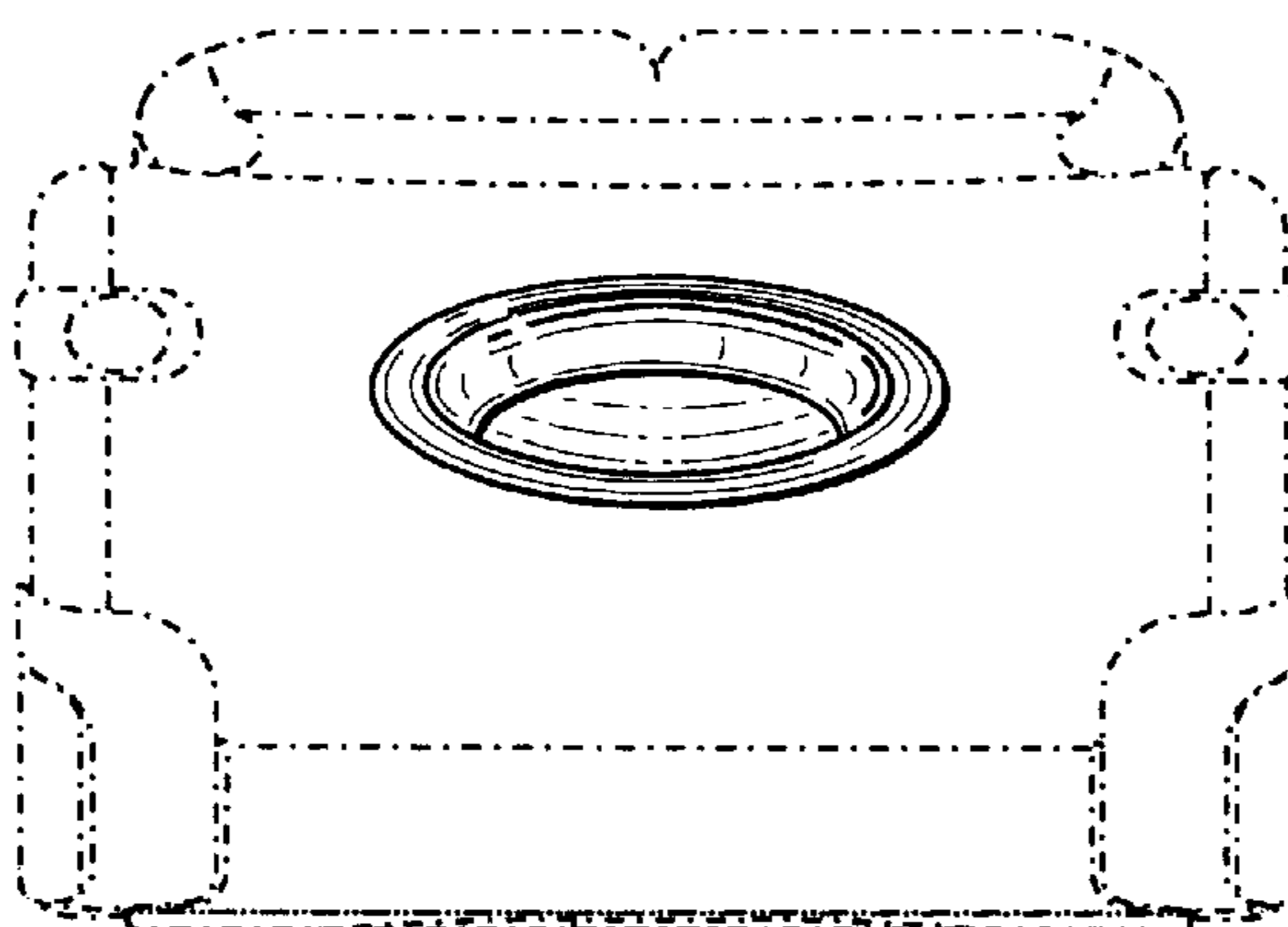


FIG. 2

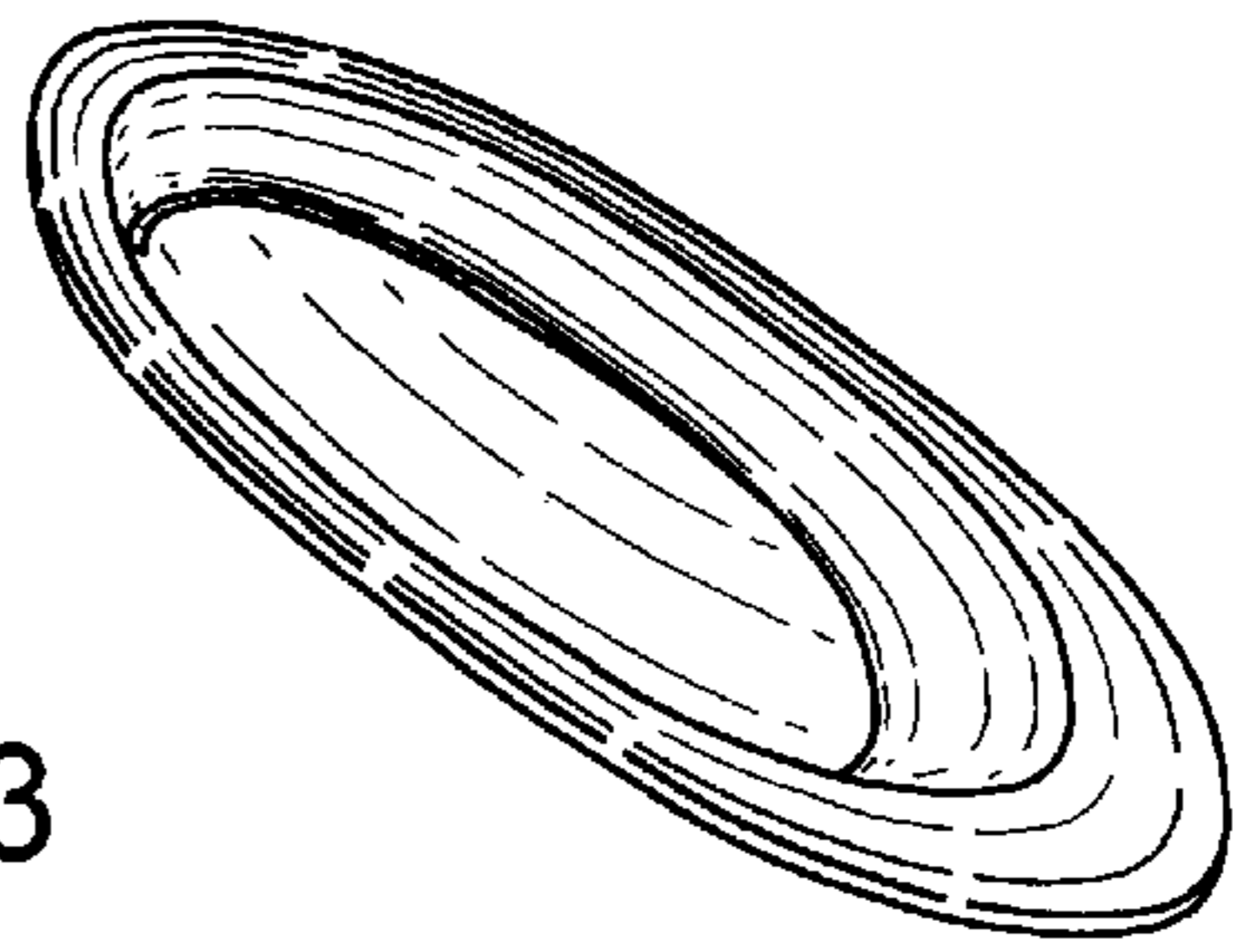


FIG. 3




FIG. 5

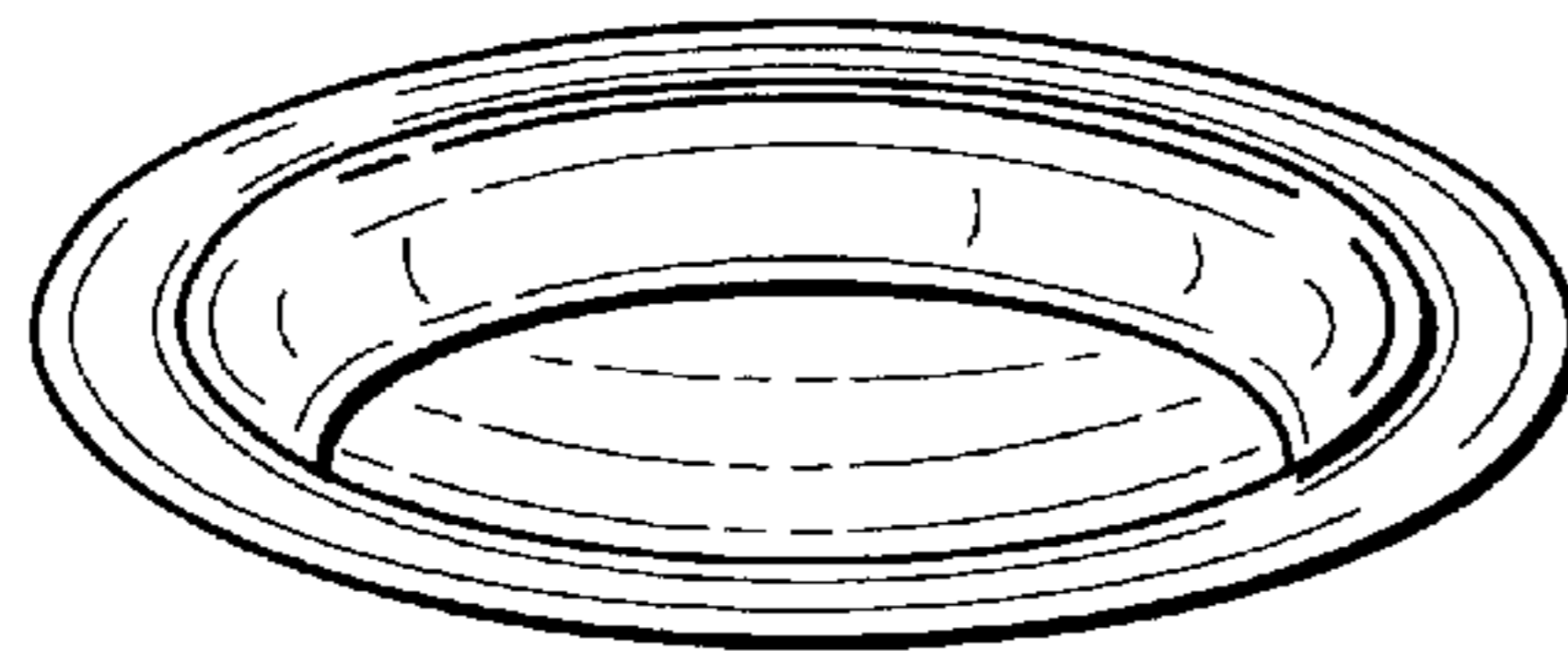


FIG. 4



FIG. 7




FIG. 6

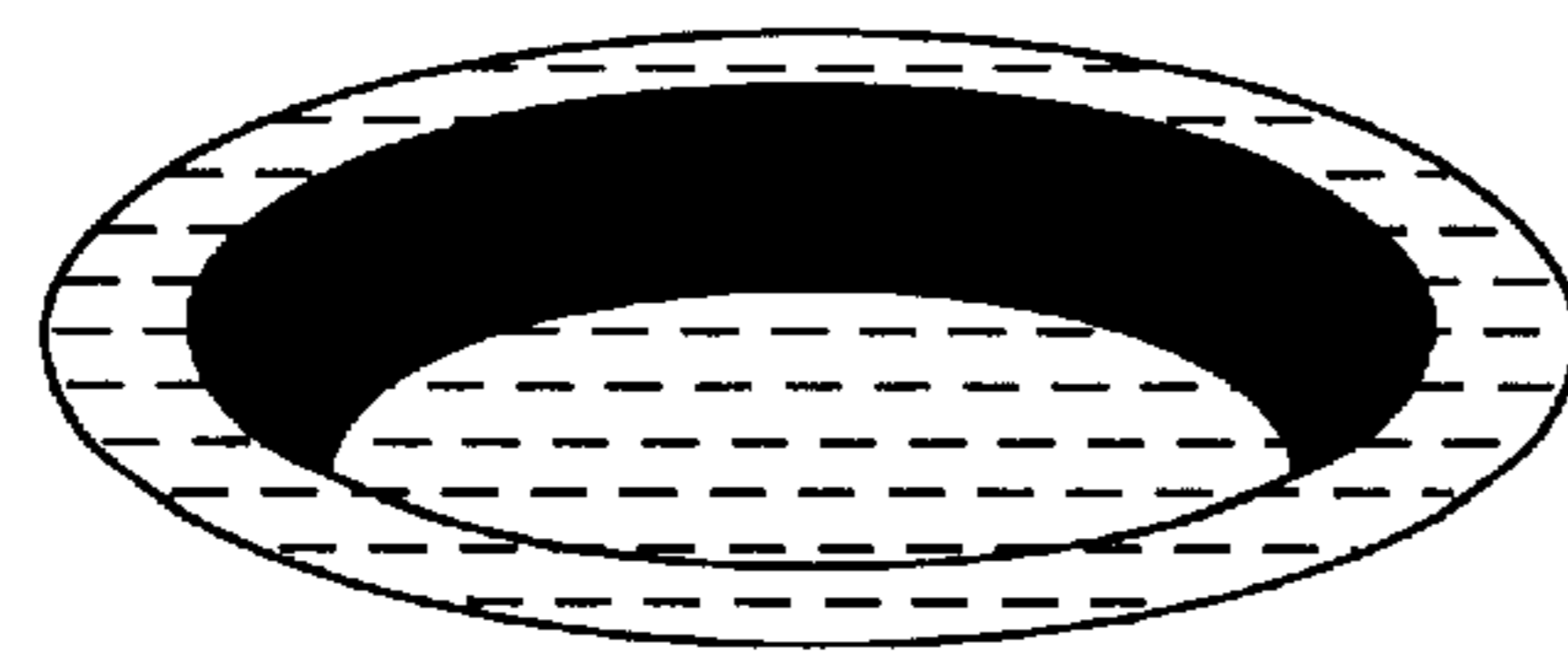


FIG. 8



FIG. 9