



US00D490603S

(12) **United States Design Patent**
Schenone

(10) **Patent No.:** **US D490,603 S**

(45) **Date of Patent:** **** Jun. 1, 2004**

- (54) **PORTION OF A SHOE MIDSOLE**
- (75) Inventor: **David J. Schenone**, Beaverton, OR (US)
- (73) Assignee: **Nike, Inc.**, Beaverton, OR (US)
- (**) Term: **14 Years**
- (21) Appl. No.: **29/190,506**
- (22) Filed: **Sep. 23, 2003**
- (51) **LOC (7) Cl.** **02-99**
- (52) **U.S. Cl.** **D2/972; D2/946**
- (58) **Field of Search** D2/902, 907, 943, D2/944, 946, 969, 972-974; 36/45, 50.1, 77 M, 77 R, 83, 88, 113, 114, 126-130; D23/266

- D420,504 S * 2/2000 Avar D2/972
- D426,054 S 6/2000 Mazars
- D426,943 S 6/2000 Hernandez
- D427,420 S 7/2000 Hernandez
- D427,421 S 7/2000 Hernandez
- D428,550 S 7/2000 Hernandez
- D428,687 S 8/2000 Hernandez
- D476,466 S 7/2003 Schenone
- D480,548 S * 10/2003 Matis et al. D2/969

OTHER PUBLICATIONS

- Nike Footwear Catalog Spring 1991, p. 8, published Jun. 1990.
- Nike Footwear Catalog Fall 1991, p. 134, published Dec. 1990.
- Nike Footwear Catalog Fall 1997, p. 134, published Dec. 1996.
- Nike Footwear Catalog Spring 1998, pp. 38 and 40, published Jun. 1997.

(56) **References Cited**

U.S. PATENT DOCUMENTS

- 2,901,024 A * 8/1959 Marsden, Jr. D23/266
- D215,002 S * 8/1969 Bauman D23/266
- D296,952 S 8/1988 Brown et al.
- D310,132 S 8/1990 Hase
- D351,934 S 11/1994 Devoe
- D374,340 S 10/1996 Avar
- D379,864 S 6/1997 Kayano
- D384,197 S * 9/1997 Crowley D2/972
- D385,413 S * 10/1997 Teague et al. D2/972
- D385,999 S 11/1997 Tong
- D392,455 S * 3/1998 Lozano D2/972
- D398,740 S 9/1998 Hewett
- D401,741 S 12/1998 Clarke
- D402,448 S 12/1998 Kayano
- D409,362 S 5/1999 Turner et al.
- D409,826 S 5/1999 Turner et al.
- D410,138 S 5/1999 Turner et al.
- D411,909 S 7/1999 Lavertue et al.
- D413,713 S 9/1999 Hernandez

* cited by examiner

Primary Examiner—Dominic Simone
(74) *Attorney, Agent, or Firm*—Banner & Witcoff, Ltd.

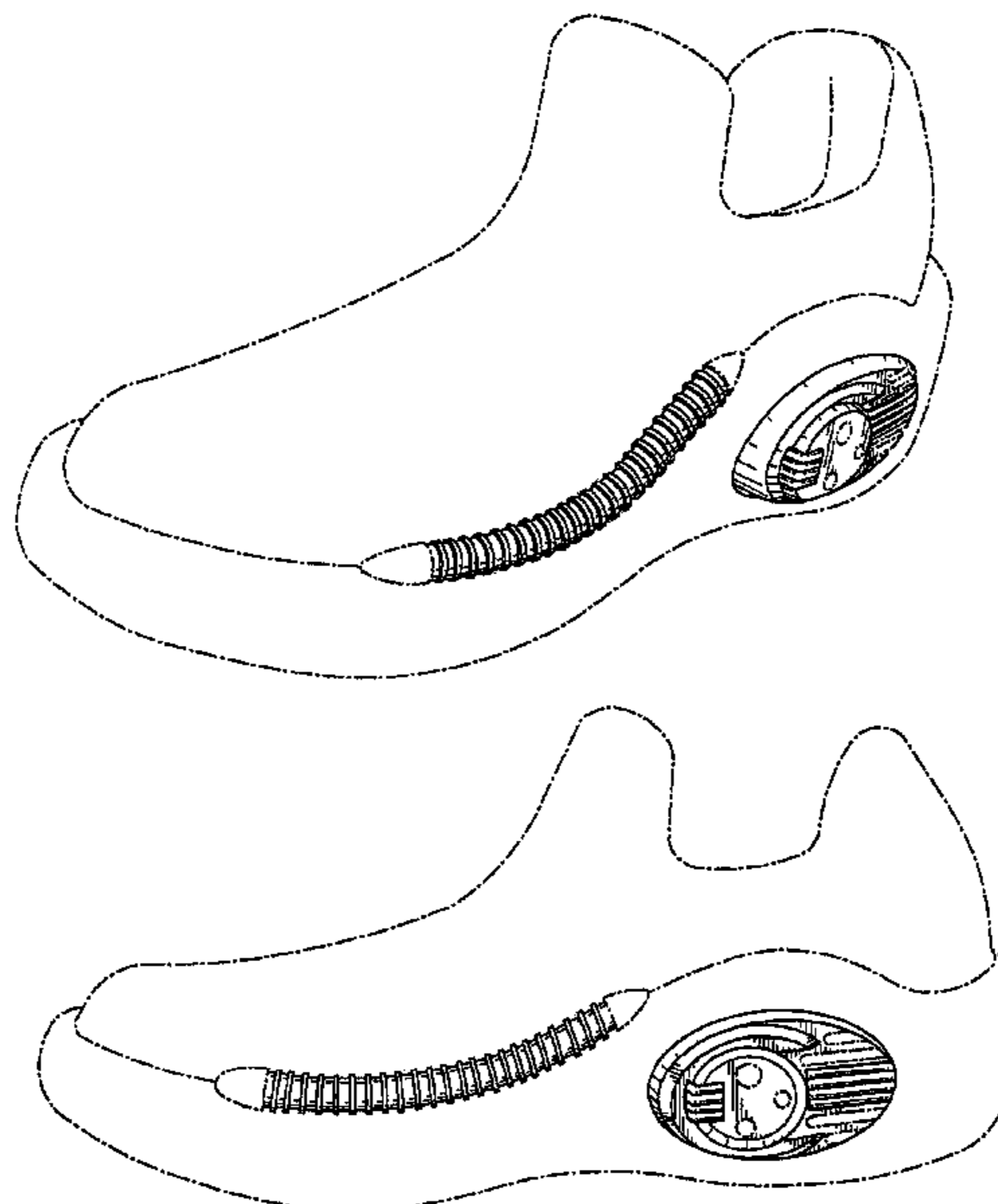
(57) **CLAIM**

The ornamental design for a portion of a shoe midsole, as shown and described.

DESCRIPTION

FIG. 1 is a perspective view of a portion of a shoe midsole showing my new design; FIG. 2 is a side view thereof; FIG. 3 is a top view thereof; and, FIG. 4 is a rear view thereof. The uneven broken line showing of the remainder of the shoe sole is for illustrative purposes only and forms no part of the claimed design.

1 Claim, 4 Drawing Sheets



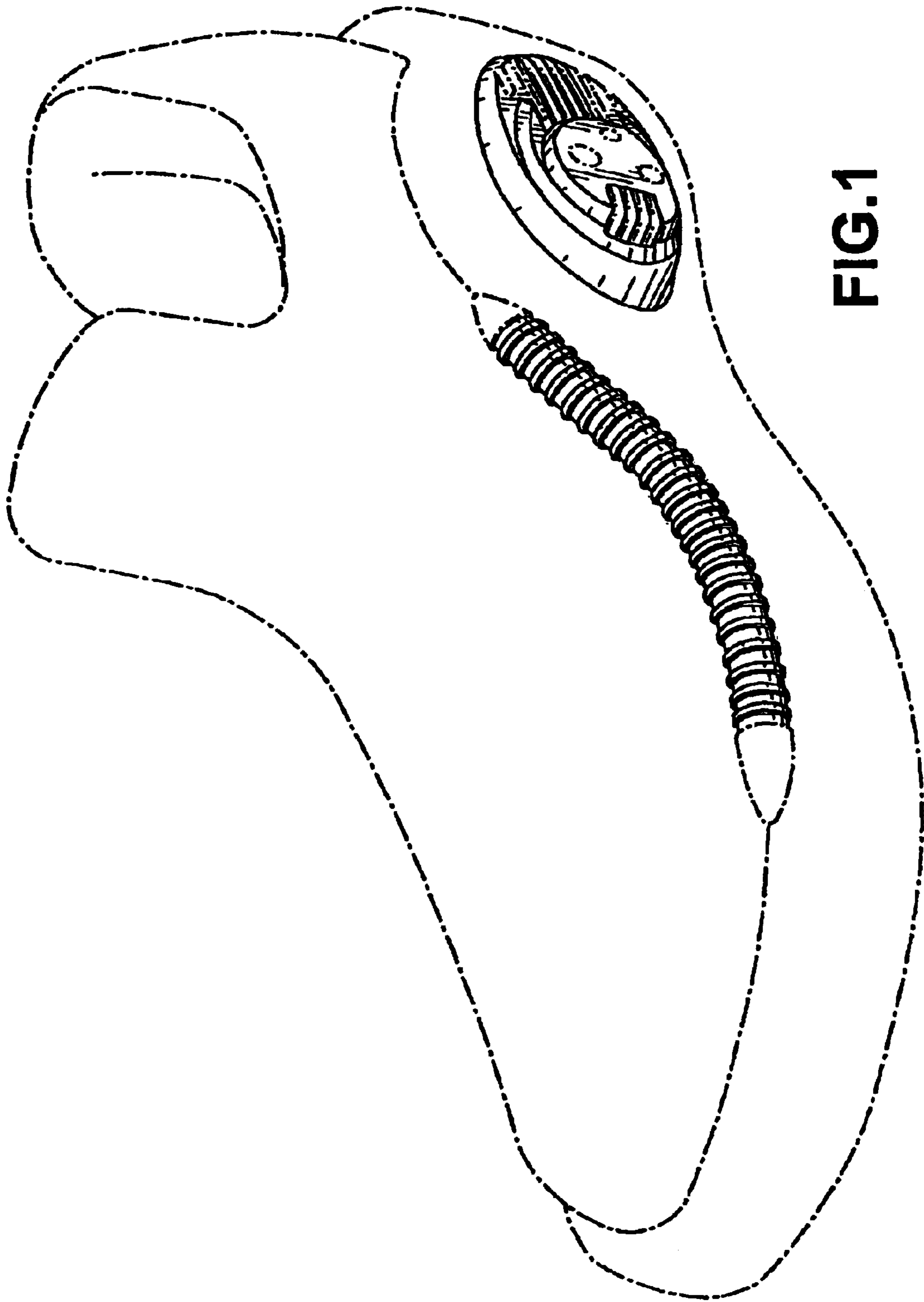


FIG.1

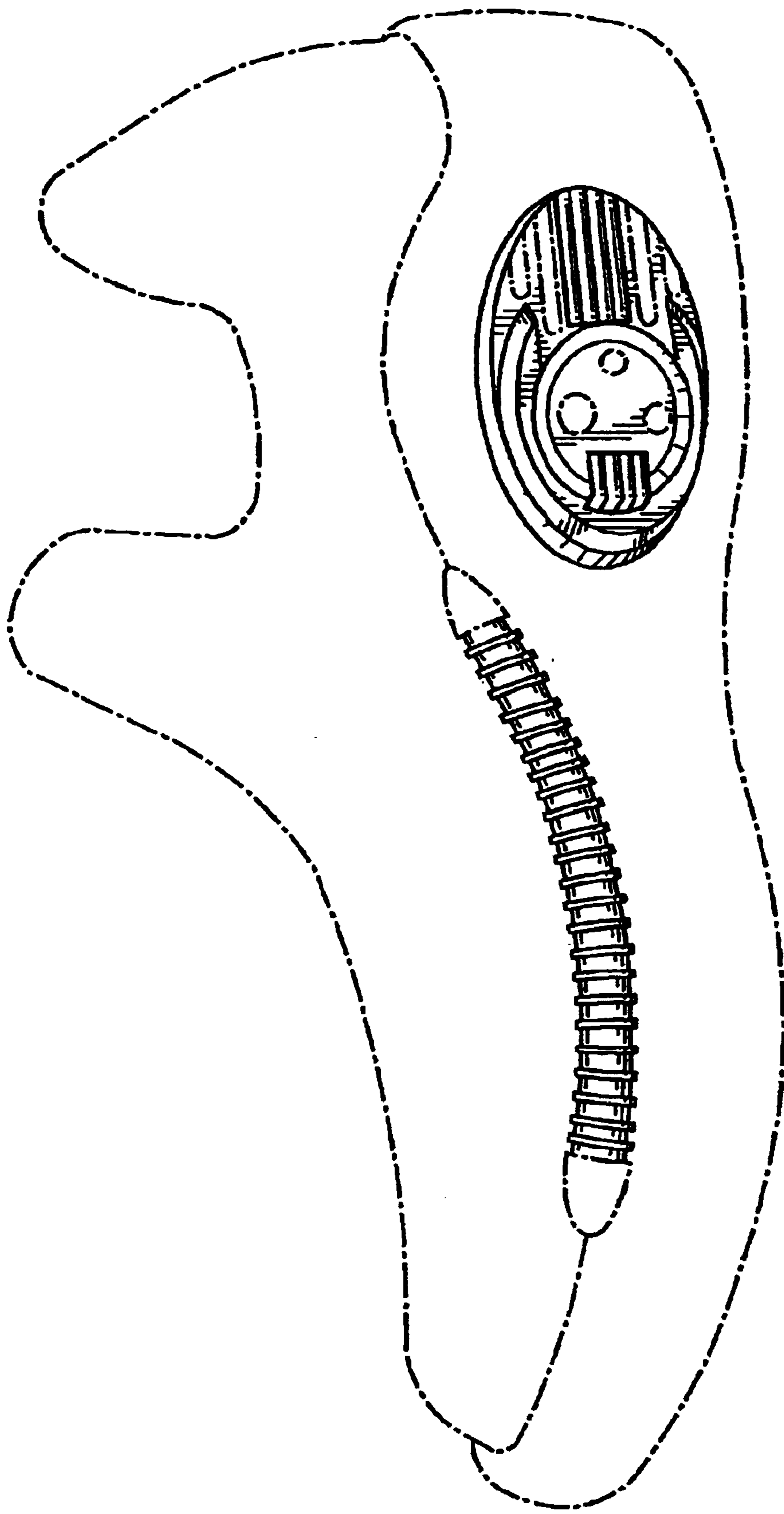


FIG.2

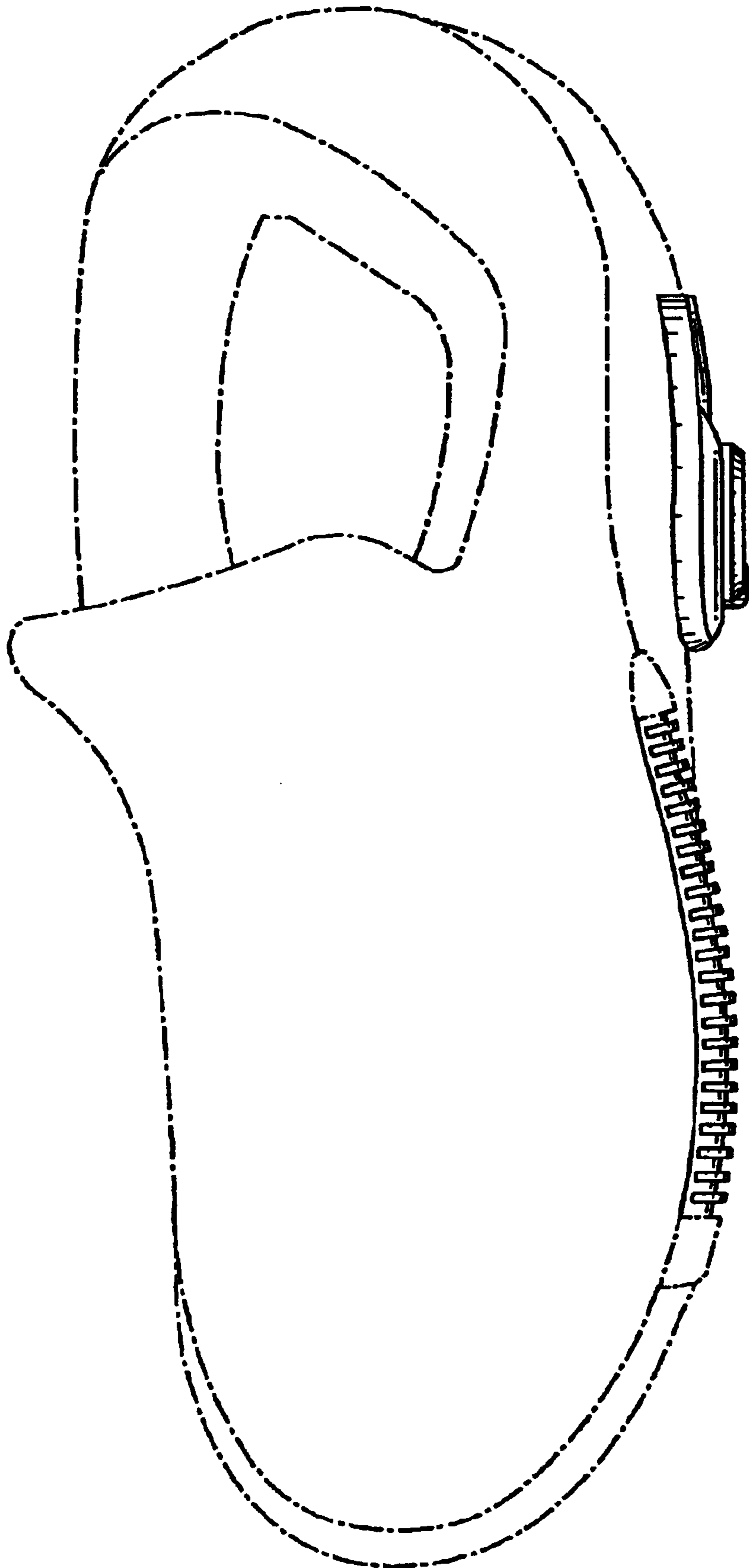


FIG. 3

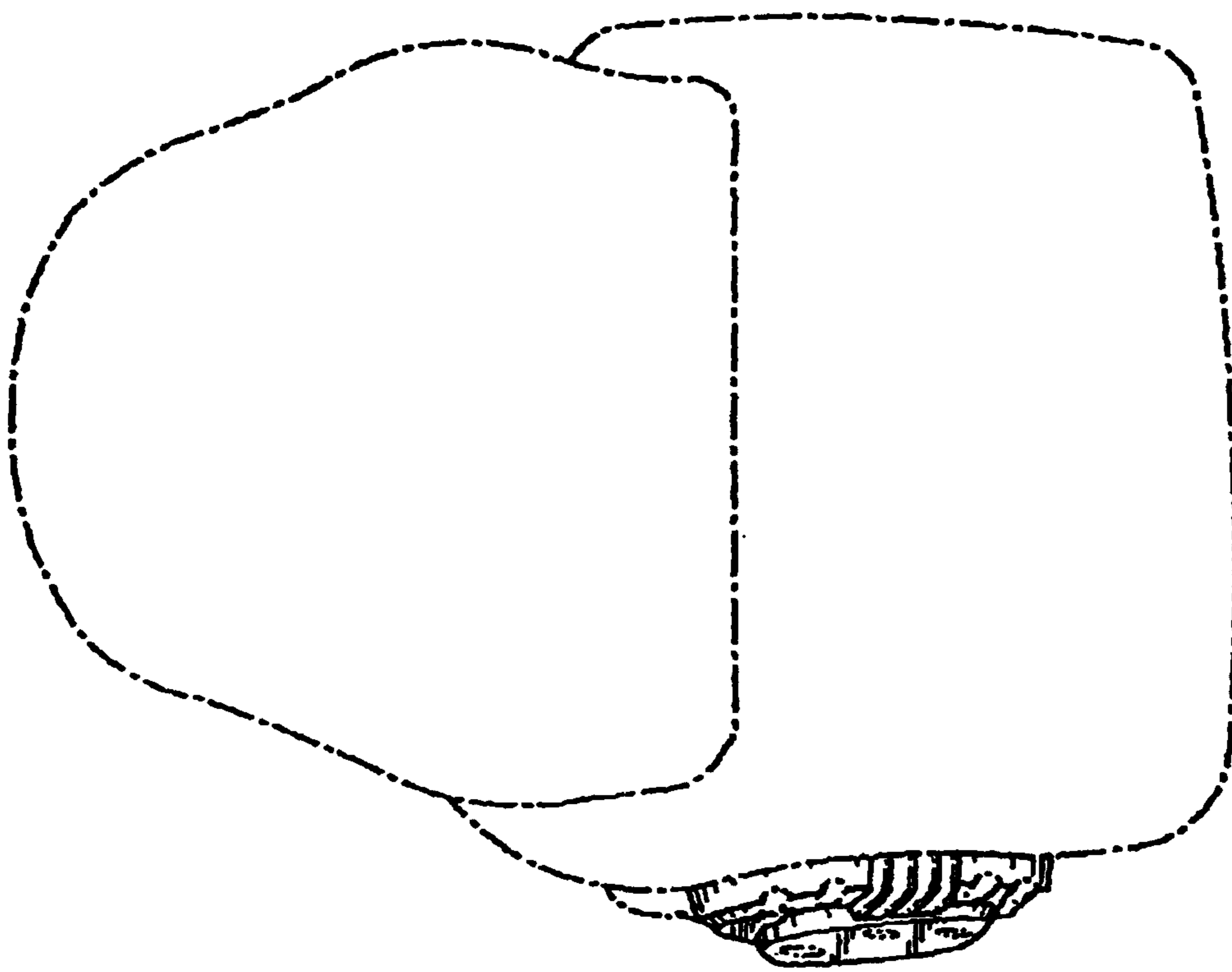


FIG.4