



US00D490602S

(12) **United States Design Patent**
Dombrow

(10) **Patent No.:** **US D490,602 S**

(45) **Date of Patent:** **** Jun. 1, 2004**

(54) **SIDE ELEMENT OF A SHOE UPPER**

(75) Inventor: **David Dombrow**, Santa Barbara, CA
(US)

(73) Assignee: **Nike, Inc.**, Beaverton, OR (US)

(**) Term: **14 Years**

(21) Appl. No.: **29/189,156**

(22) Filed: **Aug. 29, 2003**

(51) **LOC (7) Cl.** **02-99**

(52) **U.S. Cl.** **D2/972**

(58) **Field of Search** D2/902, 907, 943,
D2/944, 969, 972-974; 36/45, 50.1, 77 M,
77 R, 83, 88, 113, 114, 126-130

(56) **References Cited**

U.S. PATENT DOCUMENTS

D86,964 S	5/1932	Miller	
D94,350 S	1/1935	Holtz	
D361,884 S	9/1995	Lozano	
D391,050 S	2/1998	Morris	
D396,141 S	7/1998	Smith, III	
D397,855 S	9/1998	Clarke	
D397,861 S	9/1998	Teague	
D400,000 S	10/1998	Hatfield et al.	
D404,554 S	1/1999	Kelchak	
D407,547 S	4/1999	Fogg	
D412,053 S	7/1999	Blakeslee et al.	
D413,194 S	8/1999	Cooper	
D414,599 S	10/1999	Doxey	
D417,775 S	* 12/1999	Holmes D2/972
D417,776 S	12/1999	McDowell	
D420,500 S	2/2000	Hudson	
D428,693 S	8/2000	Hlavacs	
D429,412 S	8/2000	Tresser	
D431,899 S	10/2000	Cooper	
D432,775 S	10/2000	McDowell	
D433,219 S	11/2000	Lozano	
D441,182 S	5/2001	Link	
D442,773 S	5/2001	Smith	
D449,731 S	* 10/2001	Roulo D2/972
D452,992 S	1/2002	Smith	

D458,015 S	6/2002	Dolan et al.	
D461,304 S	8/2002	Clegg	
D475,522 S	* 6/2003	Hlavacs D2/972
D475,846 S	* 6/2003	Lupo D2/972
D476,471 S	* 7/2003	Alfaro D2/972
D477,457 S	* 7/2003	Neely D2/972

OTHER PUBLICATIONS

“Nike Footwear Catalog,” Fall 1990, published Dec. 1989 (p. 118). Beaverton, Oregon.

“Nike Footwear Catalog,” Spring 1997, published Jun. 1996 (p. 42), Beaverton, Oregon.

“Nike Footwear Catalog,” Fall 1997, published Dec. 1996 (pp. 7, 120), Beaverton, Oregon.

“Nike Footwear Catalog,” Holiday 1997, published Mar. 1997 (pp. 185, 215), Beaverton, Oregon.

(List continued on next page.)

Primary Examiner—Dominic Simone

(74) *Attorney, Agent, or Firm*—Trask Britt

(57)

CLAIM

The ornamental design for a side element of a shoe upper, as shown and described.

DESCRIPTION

FIG. 1 is a perspective view of a side element of a shoe upper showing my new design;

FIG. 2 is a side view of the side element of a shoe upper shown in FIG. 1;

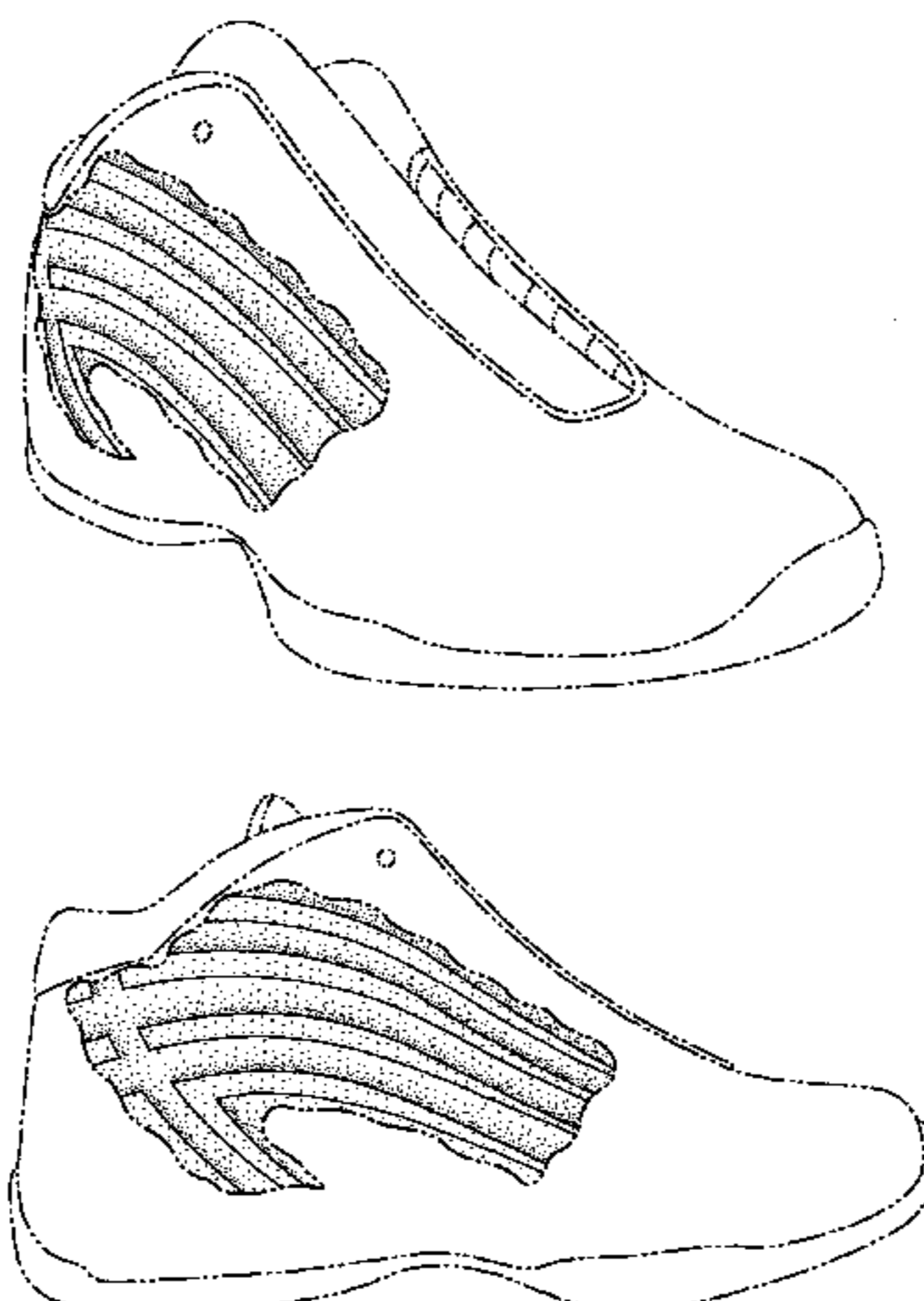
FIG. 3 is front view of the side element of a shoe upper shown in FIG. 1;

FIG. 4 is a rear view of the side element of a shoe upper shown in FIG. 1; and,

FIG. 5 is a top view of the side element of a shoe upper shown in FIG. 1.

The uneven broken lines immediately adjacent to the shaded areas represent the bounds of the claimed design. All other uneven broken lines represent the remaining portion of the shoe. The uneven broken line representations in FIGS. 1-5 are for illustrative purposes only and form no part of the claimed design.

1 Claim, 2 Drawing Sheets



OTHER PUBLICATIONS

"Nike Footwear Catalog," Spring 1998, published Jun. 1997 (p. 31), Beaverton, Oregon.

"Nike Footwear Catalog," Fall 1999, published Nov. 1998 (p. M11), Beaverton, Oregon.

"Nike Footwear Catalog," Spring 2000, published Jul. 1999 (p. 108), Beaverton, Oregon.

"Nike Footwear Catalog," Spring 2001, published Jun. 2000 (pp. 9, 30), Beaverton, Oregon.

"Nike Footwear Catalog," Late Spring 2001, published Sep. 2000 (p. 8), Beaverton, Oregon.

"Nike Footwear Catalog," Fall 2001, published Nov. 2000 (pp. 7, 48, 79), Beaverton, Oregon.

"Nike Footwear Catalog," Holiday 2001, published Feb. 2001 (p. 28), Beaverton, Oregon.

"Nike Footwear Catalog," Spring 2002, published Jun. 2001 (pp. 7,15,28,33,66,68,87), Beaverton, Oregon.

"Nike Footwear Catalog," Fall 2002, published Nov. 2001 (p. 36), Beaverton, Oregon.

* cited by examiner

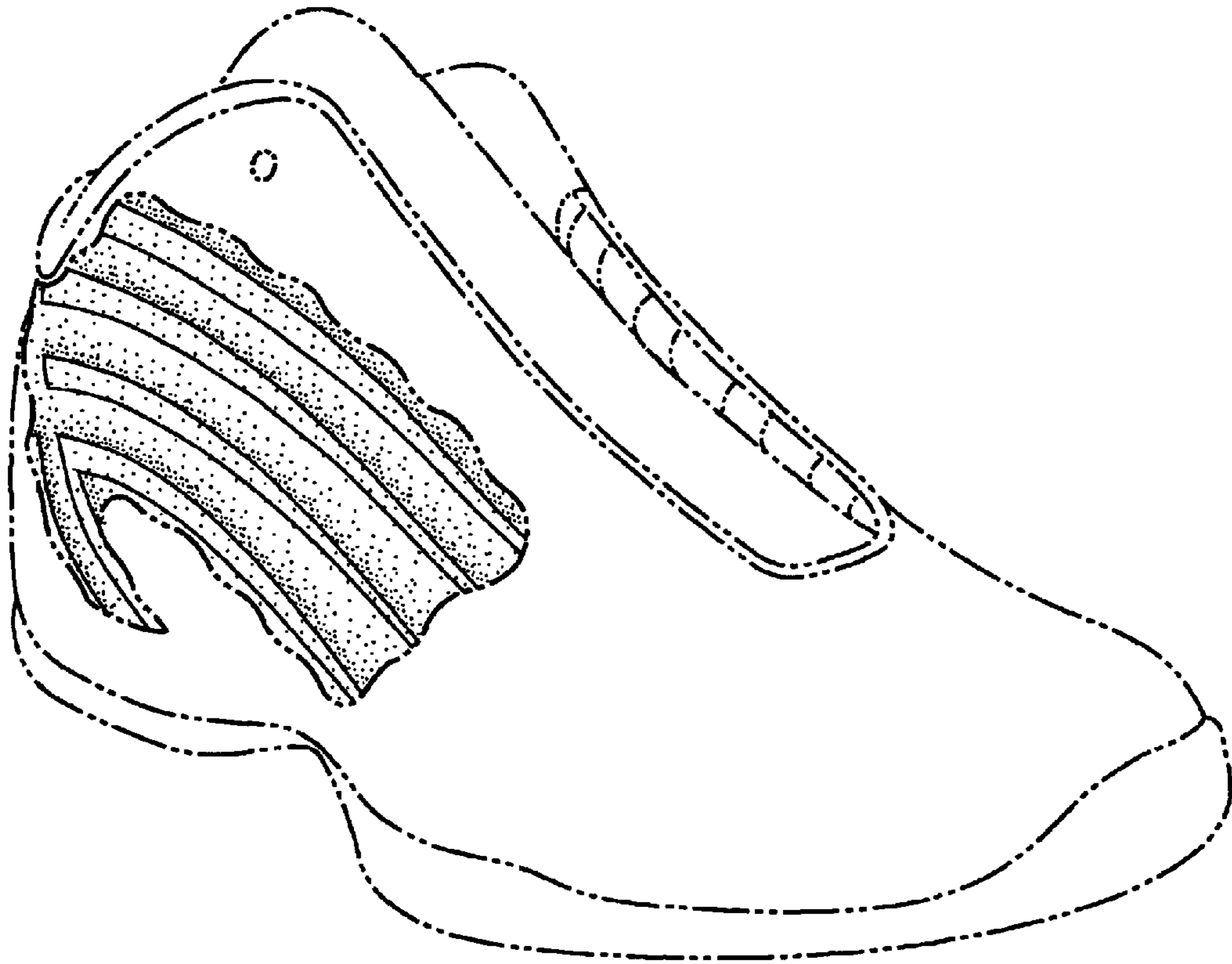


Fig. 1




Fig. 2

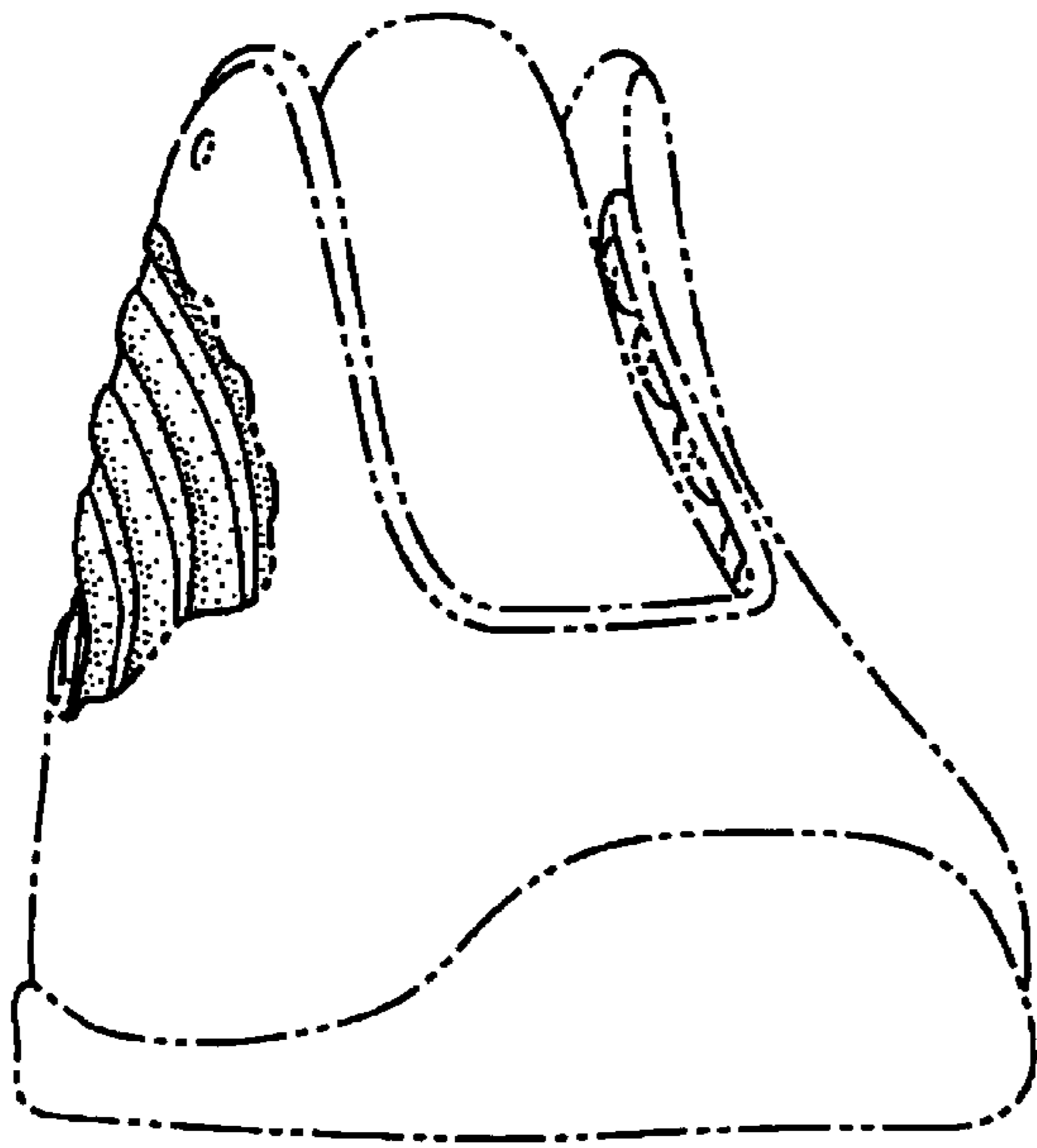


Fig. 3

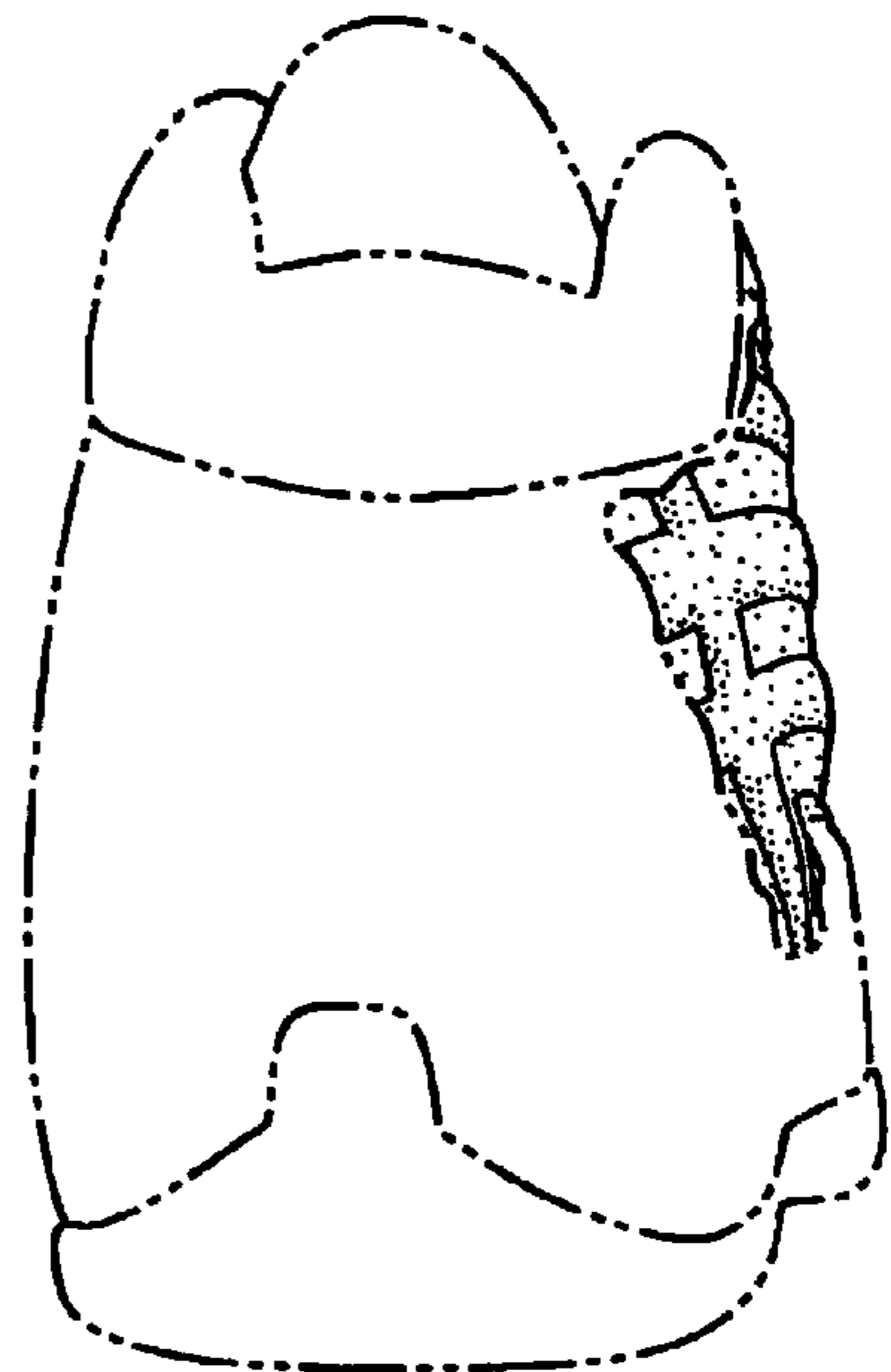


Fig. 4




Fig. 5