



US00D490600S

(12) **United States Design Patent**
Lozano

(10) **Patent No.:** **US D490,600 S**

(45) **Date of Patent:** **** Jun. 1, 2004**

(54) **SIDE ELEMENT OF A SHOE UPPER**

D459,868 S * 7/2002 McCourt D2/972
D471,350 S 3/2003 Roulo

(75) Inventor: **Sergio Lozano**, Beaverton, OR (US)

OTHER PUBLICATIONS

(73) Assignee: **Nike, Inc.**, Beaverton, OR (US)

“Nike Footwear Catalog,” Spring 1991, published Jun. 1990 (p. 88), Beaverton, Oregon.

(**) Term: **14 Years**

“Nike Footwear Catalog,” Spring 1998, published Jun. 1997 (p. 8), Beaverton, Oregon.

(21) Appl. No.: **29/186,199**

“Nike Footwear Catalog,” Spring 1999, published Jun. 1998 (p. M48), Beaverton, Oregon.

(22) Filed: **Jul. 11, 2003**

“Nike Footwear Catalog,” Fall 1999, published Nov. 1998 (p. W24), Beaverton Oregon.

(51) **LOC (7) Cl.** **02-99**

(52) **U.S. Cl.** **D2/972**

(58) **Field of Search** D2/902, 907, 943,
D2/944, 969, 972-974; 36/45, 50.1, 77 M,
77 R, 83, 88, 113, 114, 126-130

“Nike Footwear Catalog,” Holiday 1999, published Mar. 1999 (p. W58), Beaverton Oregon.

(List continued on next page.)

(56) **References Cited**

Primary Examiner—Dominic Simone

(74) *Attorney, Agent, or Firm*—Trask Britt

U.S. PATENT DOCUMENTS

(57) **CLAIM**

D89,294 S	2/1933	Atkins	
D92,923 S	7/1934	Pape	
D93,394 S	9/1934	Grossman	
D94,754 S	3/1935	Grossman	
D94,832 S	3/1935	Grossman	
D98,324 S	1/1936	Hirshman	
D99,495 S	5/1936	Andrews	
D100,379 S	7/1936	Loman	
D101,099 S	9/1936	Baldwin	
D109,132 S	4/1938	Freeman	
2,801,477 A	8/1957	Adams et al.	
D265,436 S	7/1982	Vermont	
D287,301 S	12/1986	Tong	
D295,230 S	4/1988	Tong	
D299,582 S	1/1989	McCrea et al.	
D326,953 S	6/1992	Hatfield	
5,197,210 A	3/1993	Sink	
D397,859 S	* 9/1998	Cass D2/972
D397,861 S	9/1998	Teague	
D413,196 S	8/1999	Hatfield	
D423,769 S	5/2000	Clarke	
D429,556 S	8/2000	Vestuti	
D433,221 S	* 11/2000	Smith D2/972
D450,916 S	* 11/2001	Turner et al. D2/972
D452,369 S	* 12/2001	Roulo D2/973
D456,129 S	4/2002	Smith, III	

The ornamental design for a side element of a shoe upper, as shown and described.

DESCRIPTION

FIG. 1 is a perspective view of a side element of a shoe upper showing my new design;

FIG. 2 is a side view of the side element of a shoe upper shown in FIG. 1;

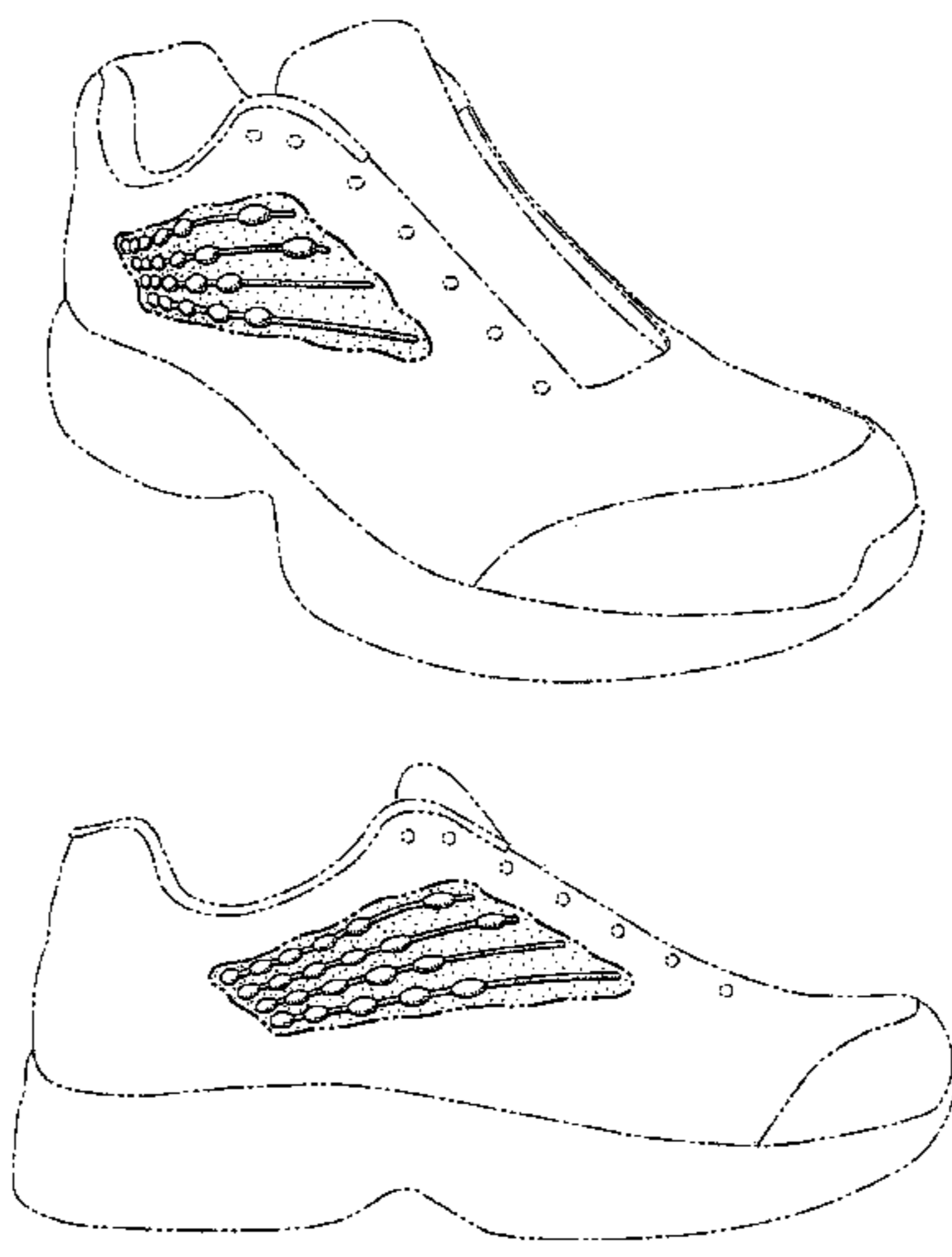
FIG. 3 is front view of the side element of a shoe upper shown in FIG. 1;

FIG. 4 is a rear view of the side element of a shoe upper shown in FIG. 1; and,

FIG. 5 is a top view of the side element of a shoe upper shown in FIG. 1.

The uneven broken lines immediately adjacent to the shaded areas represent the bounds of the claimed design. All other uneven broken lines represent the remaining portion of the shoe. The uneven broken line representations in FIGS. 1-5 are for illustrative purposes only and form no part of the claimed design.

1 Claim, 2 Drawing Sheets



OTHER PUBLICATIONS

"Nike Footwear Catalog," Spring 2000, published Jul. 1999 (p. 26, 115), Beaverton Oregon.

"Nike Footwear Catalog," Fall 2000, published Nov. 1999 (p. 42), Beaverton Oregon.

"Nike Footwear Catalog," Holiday 2000, published Mar. 2000 (p. 8), Beaverton Oregon.

"Nike Footwear Catalog," Spring 2001, published Jun. 2000 (p. 4), Beaverton Oregon.

"Nike Footwear Catalog," Holiday 2001, published Feb. 2001 (p. 35), Beaverton Oregon.

"Nike Footwear Catalog," Men's Spring 2002, published Jun. 2001 (p. 33,97), Beaverton Oregon.

"Nike Footwear Catalog," Women's Spring 2002, published Jun. 2001 (p. 31), Beaverton Oregon.

"Nike Footwear Catalog," Men's Late Spring 2002, published Sep. 2001 (p. 10, 69), Beaverton Oregon.

"Nike Footwear Catalog," Women's Late Spring 2002, published Sep. 2001 (p. 14), Beaverton Oregon.

"Nike Footwear Catalog," Men's Holiday 2002, published Mar. 2002 (p. 17), Beaverton Oregon.

"Nike Footwear Catalog," Men's Spring 2003, published Jun. 2002 (p. 44), Beaverton Oregon.

* cited by examiner

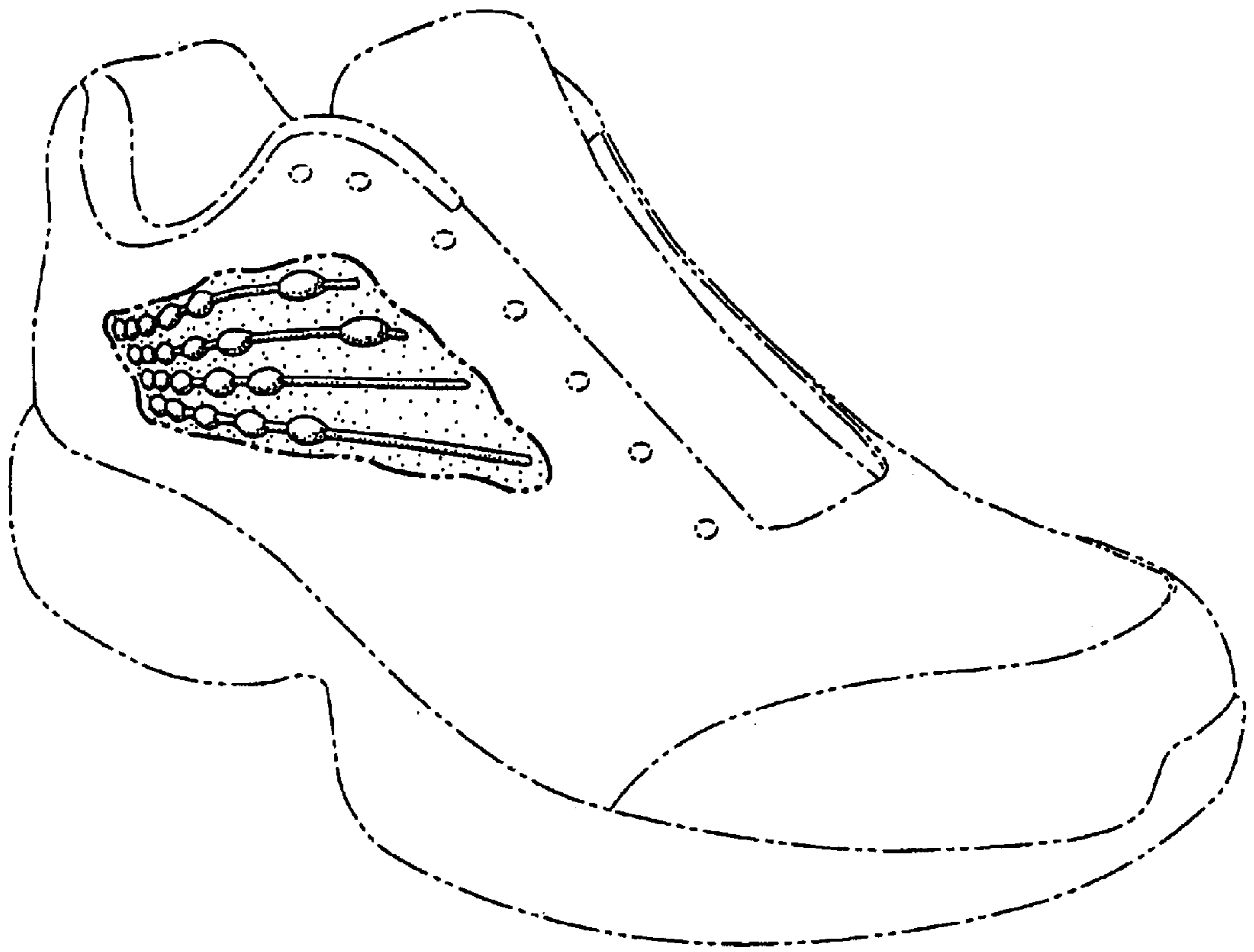


FIG. 1




FIG. 2

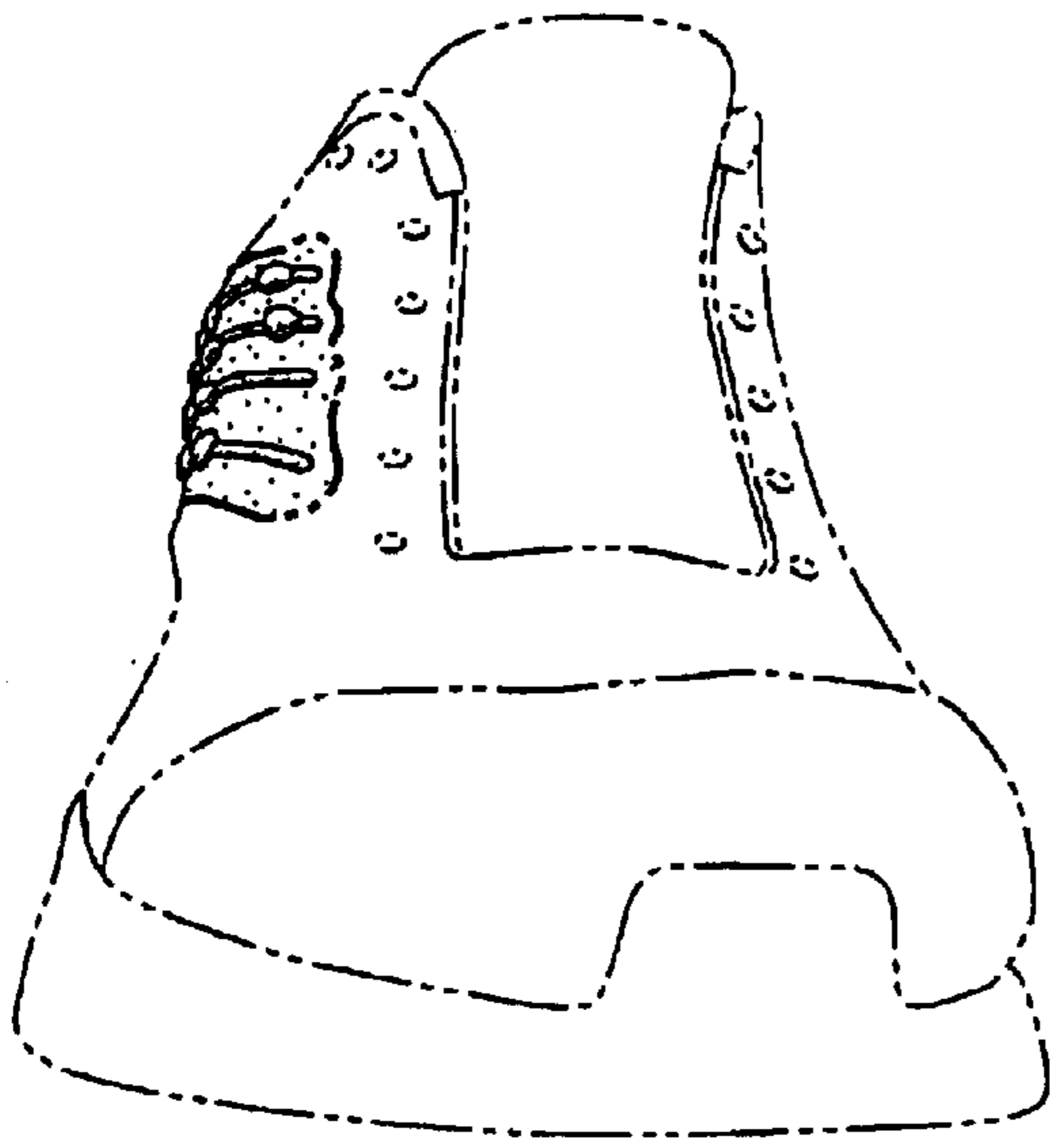


FIG. 3

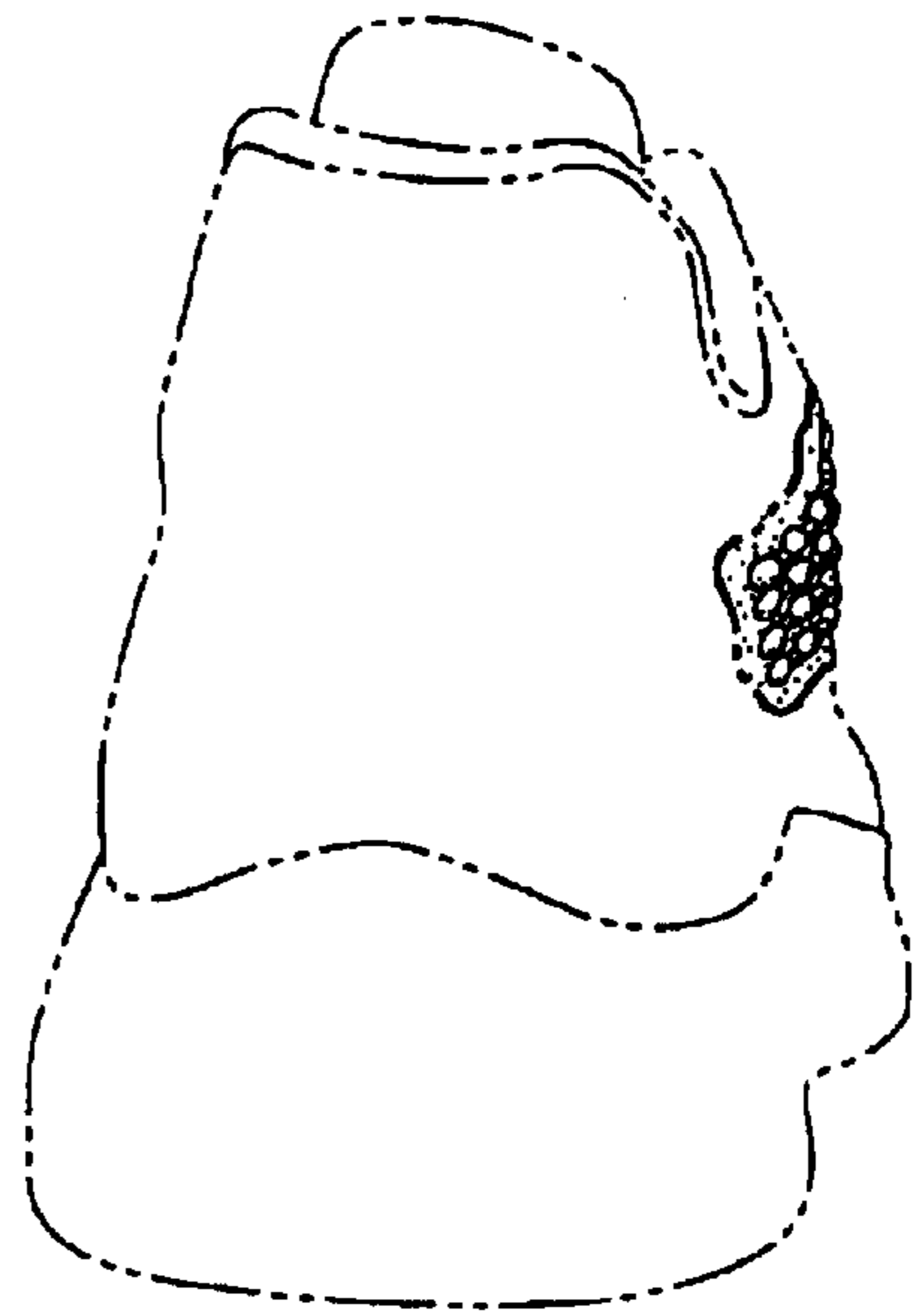


FIG. 4

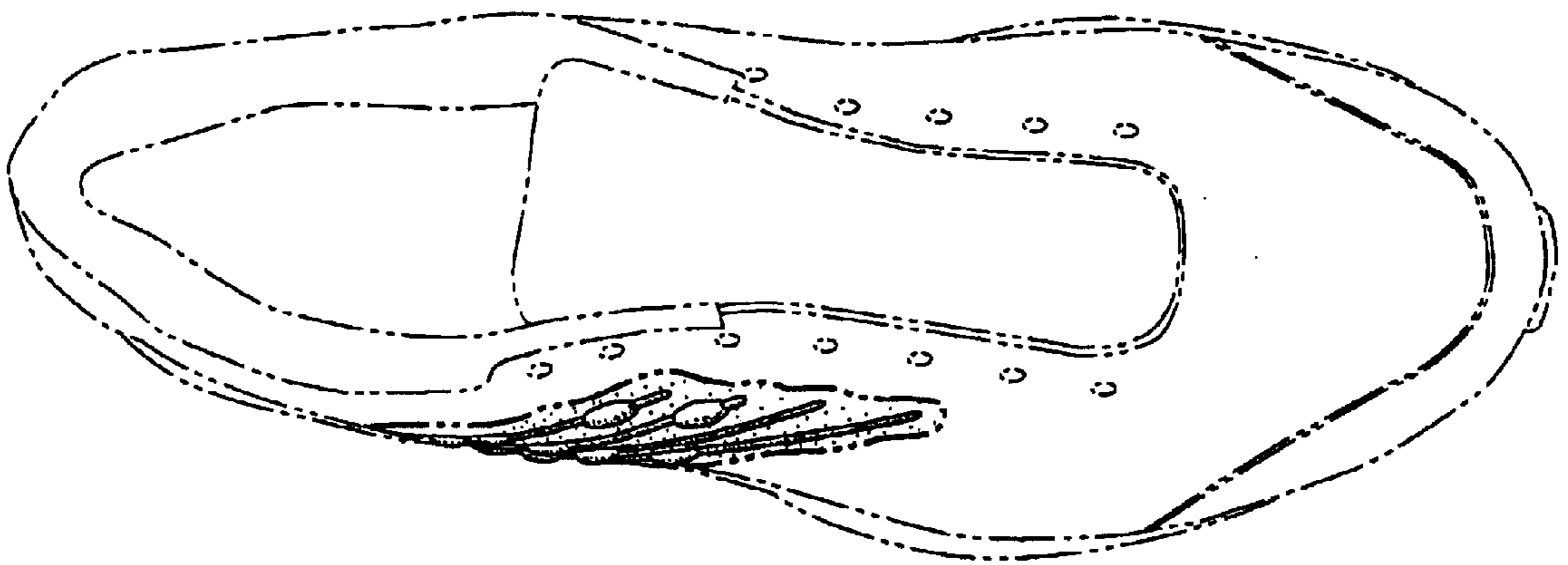


FIG. 5