



US00D490596S

(12) **United States Design Patent**  
**Belley et al.**

(10) **Patent No.:** **US D490,596 S**

(45) **Date of Patent:** **\*\* Jun. 1, 2004**

(54) **FOOTWEAR SOLE**

(75) Inventors: **Manon Belley**, Laval (CA); **Grant A. Urie**, Shelburne, VT (US)

(73) Assignee: **Wolverine World Wide, Inc.**, Rockford, MI (US)

(\*\*) Term: **14 Years**

(21) Appl. No.: **29/170,879**

(22) Filed: **Nov. 13, 2002**

(51) **LOC (7) Cl.** ..... **02-04**

(52) **U.S. Cl.** ..... **D2/957; D2/956; D2/959**

(58) **Field of Search** ..... D2/946-949, 951-962,  
D2/967, 977; 36/3 B, 22 R, 25 R, 30 R,  
32 A, 32 R, 59 R, 67 A, 67 B

(56) **References Cited**

**U.S. PATENT DOCUMENTS**

D113,890 S	*	3/1939	Cowen	
D146,505 S	*	3/1947	Kavenagh	
2,722,756 A	*	11/1955	Ecclesine	
D234,014 S	*	12/1974	Traver	
D277,615 S	*	2/1985	Gamm	D2/912
D324,133 S	*	2/1992	Mitsui	D2/953
D332,863 S	*	2/1993	Lucas	D2/957
D333,288 S	*	2/1993	Rogers et al.	D12/146
D341,481 S	*	11/1993	Peterson	D2/959
D351,713 S	*	10/1994	Smotrycz et al.	D2/916
D358,929 S	*	6/1995	Peterson	D2/908
D363,371 S	*	10/1995	Werman	D2/957
D369,456 S	*	5/1996	Peterson	D2/910
D377,109 S	*	1/1997	Manfredi	D2/957

D401,045 S	*	11/1998	Greenberg	D2/960
D414,594 S	*	10/1999	Parisotto	D2/959
D420,497 S	*	2/2000	Panella	D2/957
D428,688 S	*	8/2000	Egelja et al.	D2/957
D436,432 S	*	1/2001	Gams	D2/957
D439,031 S	*	3/2001	Matis et al.	D2/959

**OTHER PUBLICATIONS**

Cabela's 2002 Catalog, p. 248.  
Merrell Fall 2000 Catalog, p. 27.

\* cited by examiner

*Primary Examiner*—Celia Murphy

(74) *Attorney, Agent, or Firm*—Warner Norcross & Judd LLP


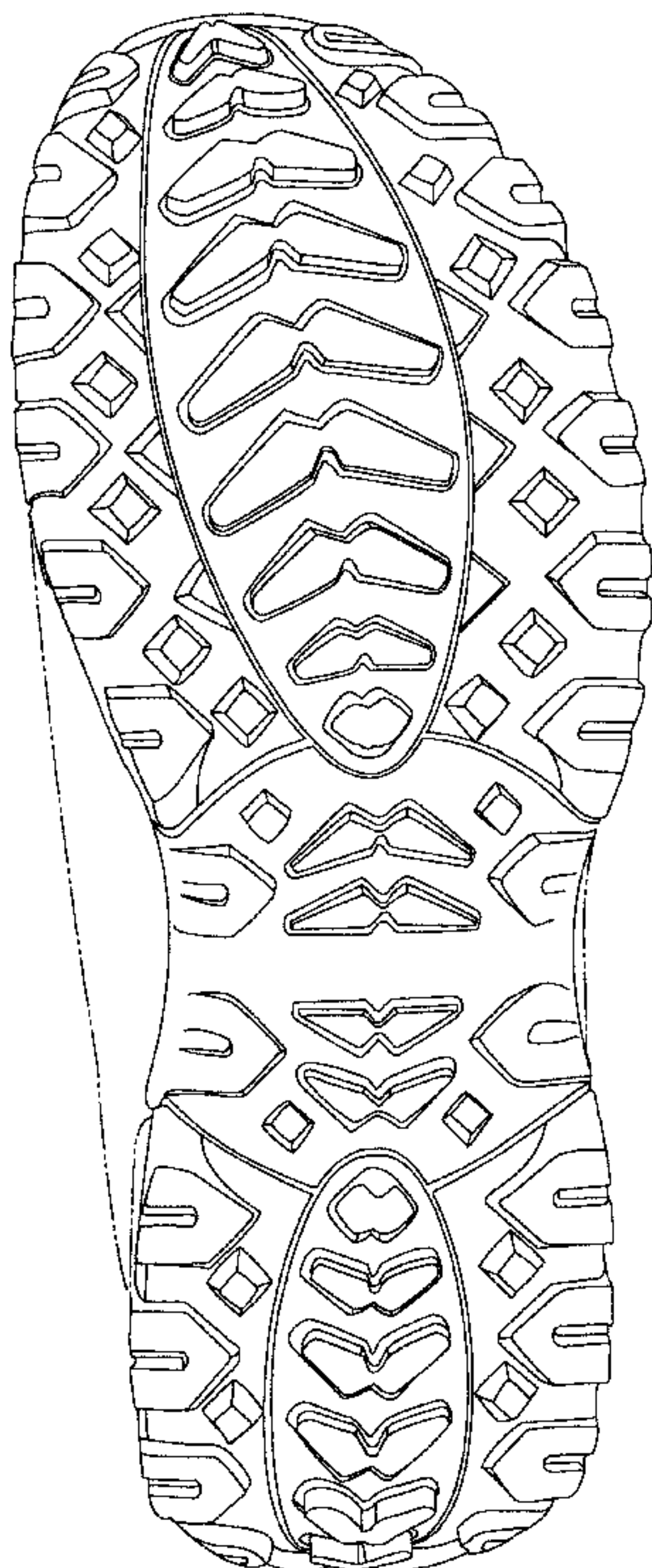
(57) **CLAIM**

The ornamental design for footwear sole, as shown and described.

**DESCRIPTION**

FIG. 1 is a perspective view of a footwear sole embodying our new design;  
FIG. 2 is a bottom plan view thereof;  
FIG. 3 is a right side elevational view thereof;  
FIG. 4 is a left side elevational view thereof;  
FIG. 5 is a front elevational view thereof; and,  
FIG. 6 is a rear elevational view thereof.  
FIGS. 1-6 show portions of an upper and a midsole in broken lines. The upper and midsole are shown for environmental purposes and do not form any part of the claimed design.

**1 Claim, 4 Drawing Sheets**



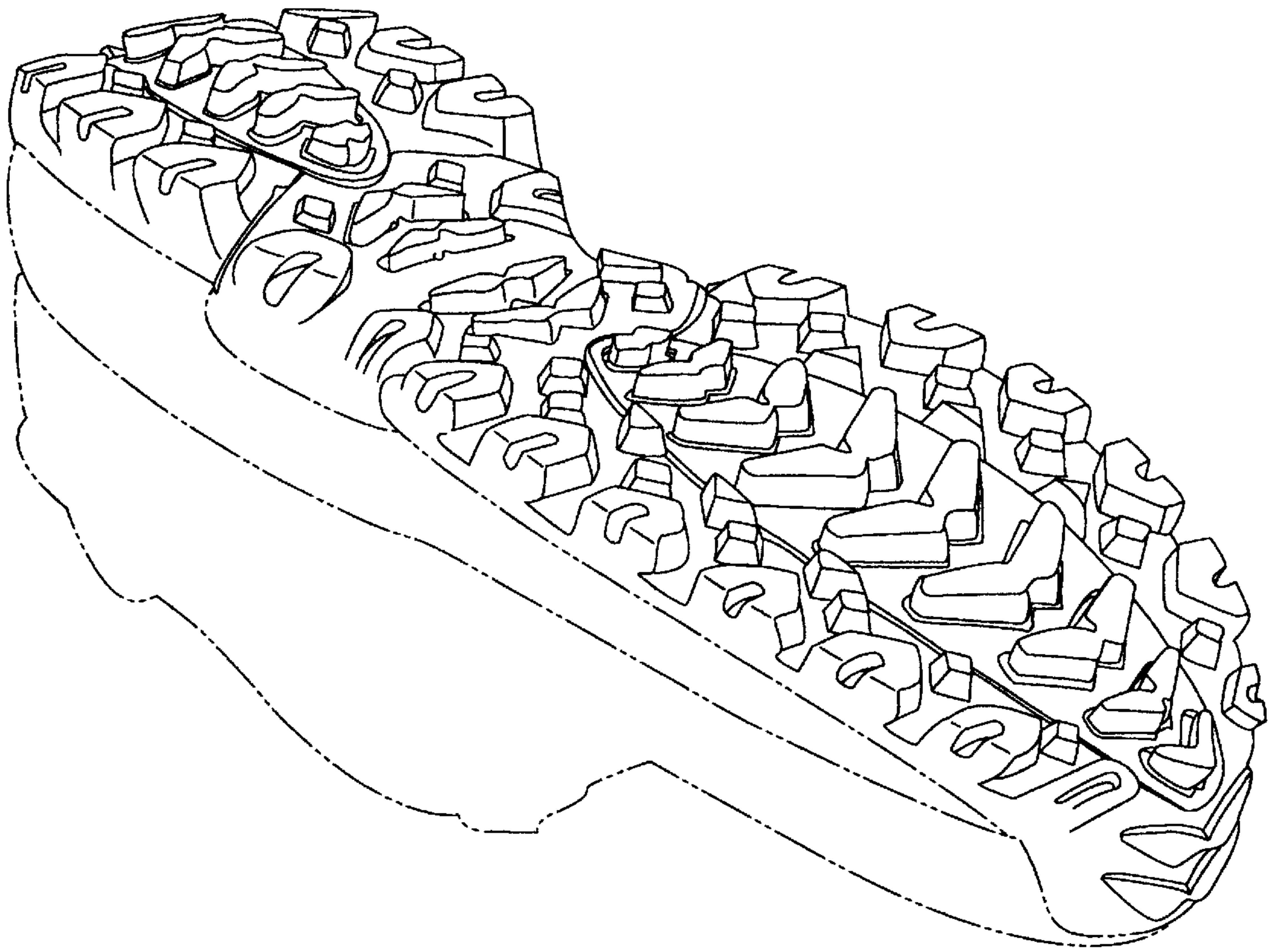


Fig. 1



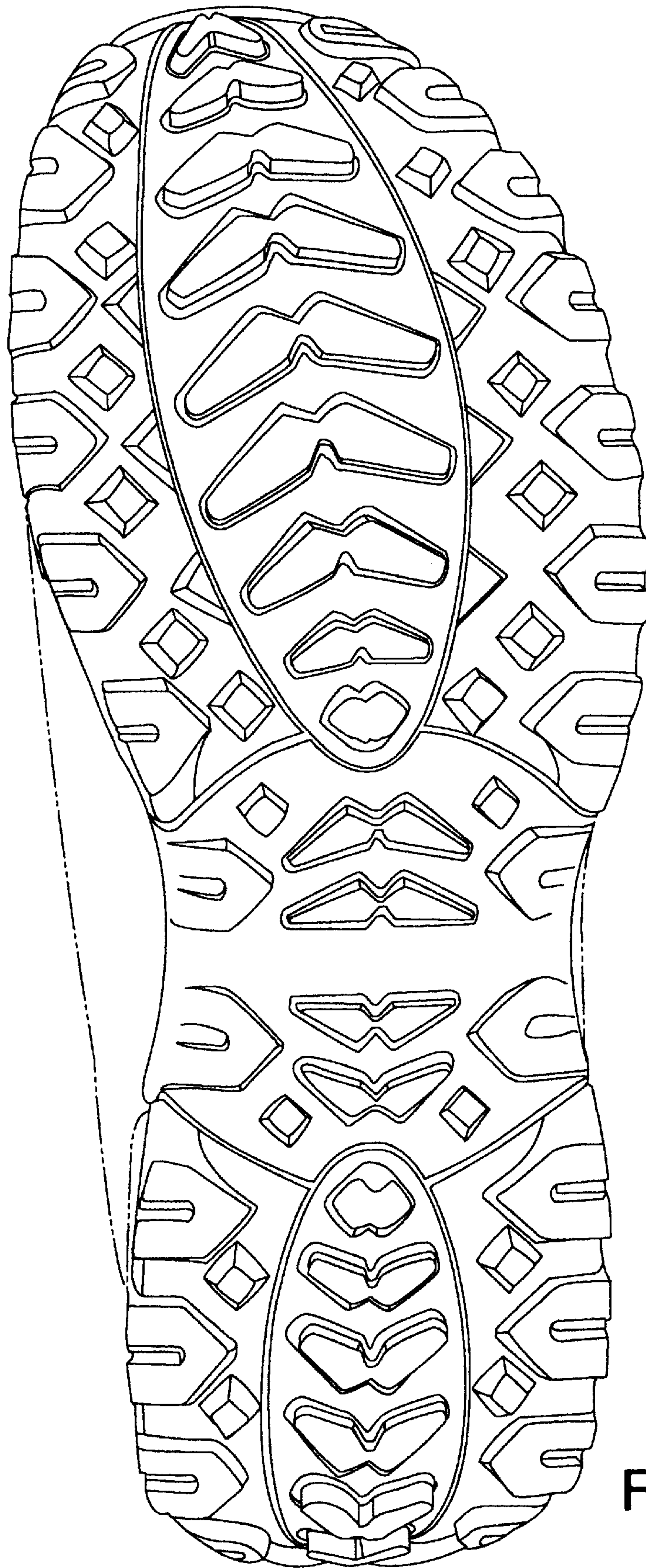


Fig 2.




Fig. 3

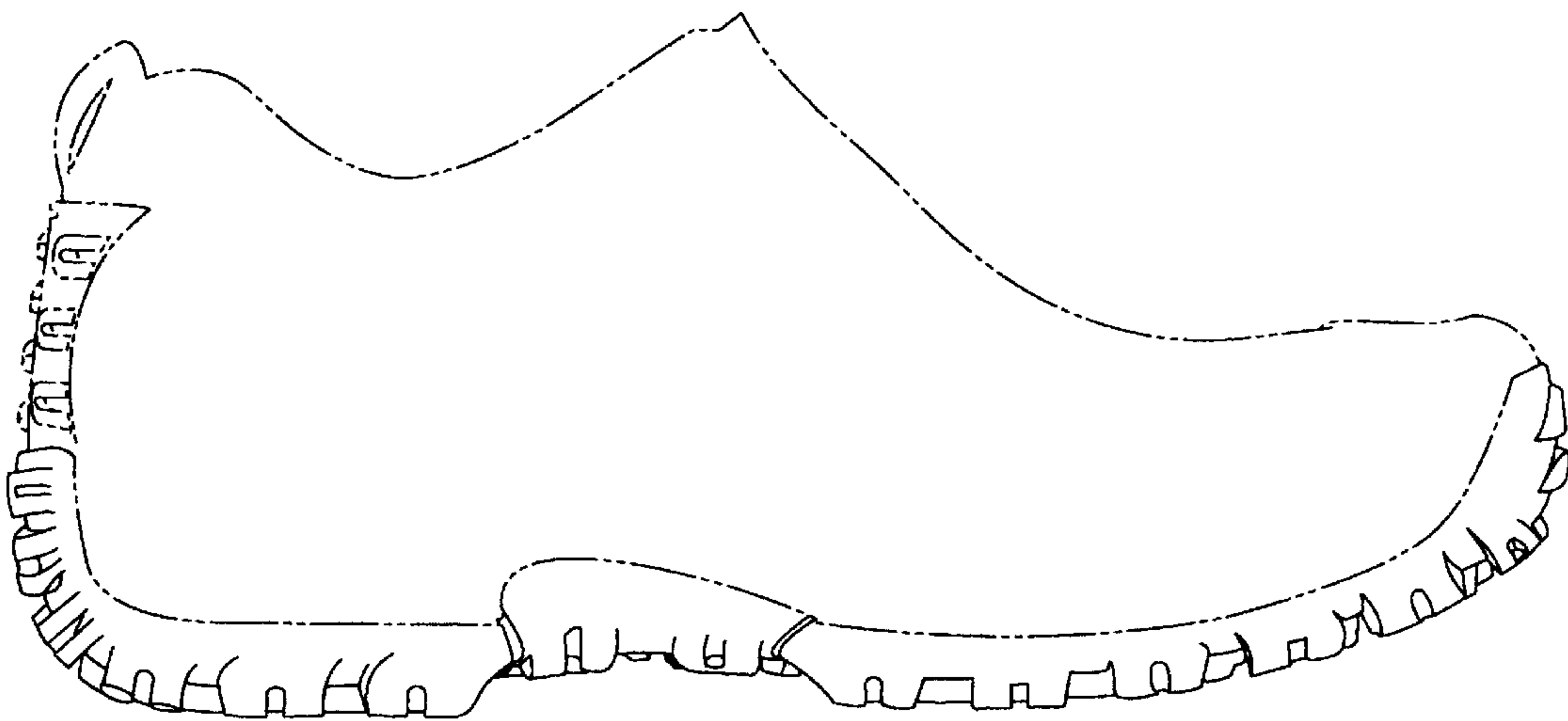


Fig. 4

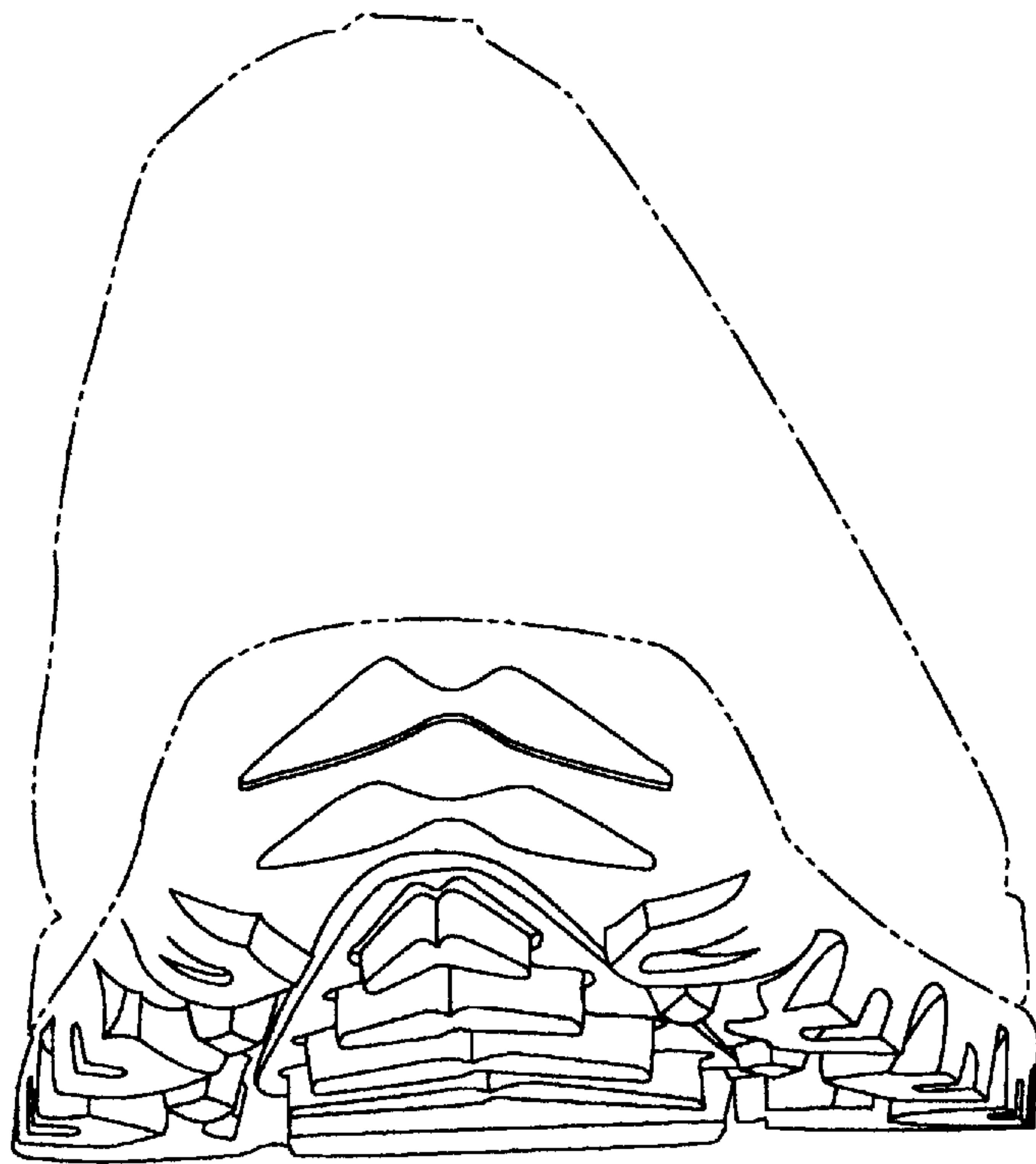


Fig. 5




Fig. 6