



US00D490595S

(12) **United States Design Patent**
McClaskie

(10) **Patent No.:** **US D490,595 S**

(45) **Date of Patent:** **** Jun. 1, 2004**

(54) **OUTSOLE**

(75) **Inventor:** **Thomas E. McClaskie**, Bethlehem, PA (US)

(73) **Assignee:** **Columbia Insurance Company**, Omaha, NE (US)

(**) **Term:** **14 Years**

(21) **Appl. No.:** **29/191,422**

(22) **Filed:** **Oct. 7, 2003**

(51) **LOC (7) Cl.** **02-04**

(52) **U.S. Cl.** **D2/953; D2/951**

(58) **Field of Search** D2/902, 946-949, D2/951-960; 36/3 B, 22 R, 25 R, 30 R, 32 A, 32 R, 59 R, 67 A, 67 B

(56) **References Cited**

U.S. PATENT DOCUMENTS

| | | | | | |
|-------------|---|---------|----------|-------|--------|
| D271,539 S | * | 11/1983 | Bergmans | | D2/960 |
| 4,633,597 A | * | 1/1987 | Shiang | | 36/43 |
| D306,794 S | * | 3/1990 | Trulsen | | D2/951 |
| D361,881 S | * | 9/1995 | Hatfield | | D2/951 |
| D386,595 S | * | 11/1997 | Teague | | D2/960 |
| D395,342 S | * | 6/1998 | Ball | | D2/960 |
| D411,243 S | * | 6/1999 | Lozano | | D2/953 |
| D411,910 S | * | 7/1999 | Cessor | | D2/953 |
| D413,011 S | * | 8/1999 | Yokoyama | | D2/952 |
| D414,918 S | * | 10/1999 | McNaught | | D2/953 |

| | | | | | |
|--------------|---|---------|--------------|-------|--------|
| D429,874 S | * | 8/2000 | Gumbert | | D2/952 |
| 6,412,196 B1 | * | 7/2002 | Gross | | 36/102 |
| D462,158 S | * | 9/2002 | White | | D2/953 |
| D481,526 S | * | 11/2003 | Matis et al. | | D2/953 |
| D482,851 S | * | 12/2003 | McClaskie | | D2/956 |

* cited by examiner

Primary Examiner—Celia A. Murphy

(74) *Attorney, Agent, or Firm*—St. Onge Steward Johnston & Reens LLC

(57) **CLAIM**

I claim the ornamental design for an outsole, as shown and described.

DESCRIPTION

FIG. 1 is a bottom plan view of an outsole showing my new design;

FIG. 2 is a right view of the outsole in accordance with the embodiment of the new design shown in FIG. 1;

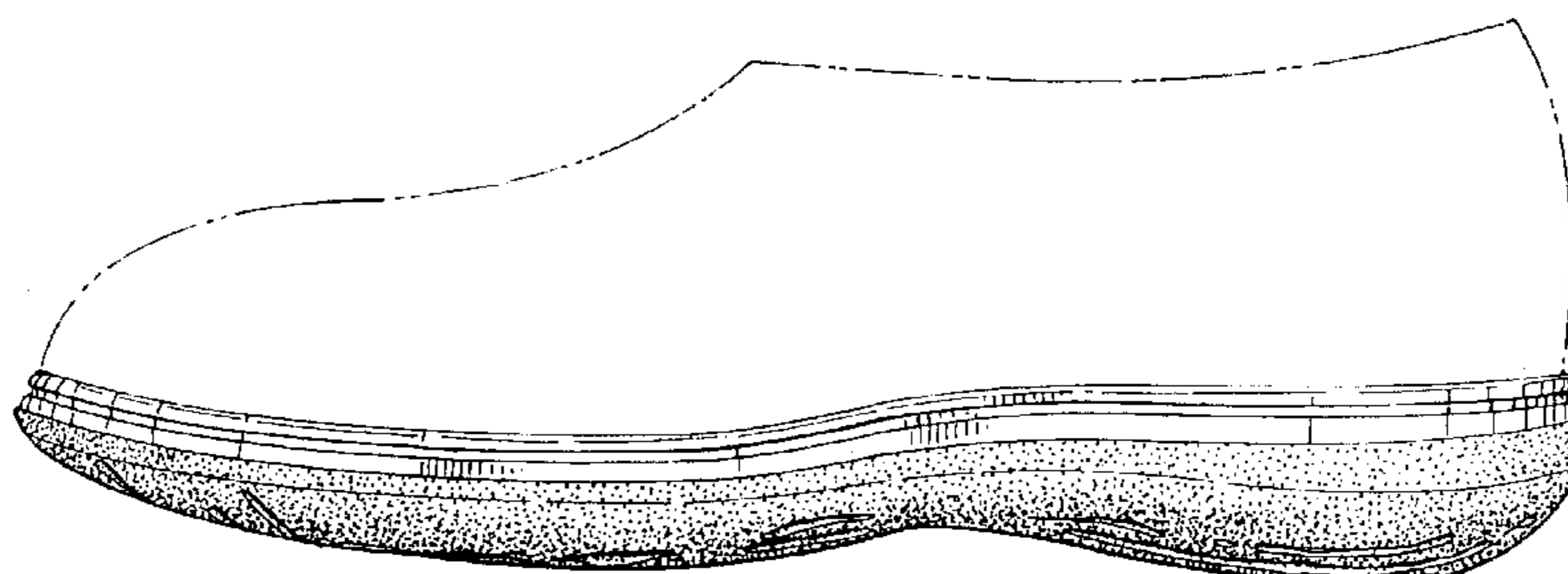
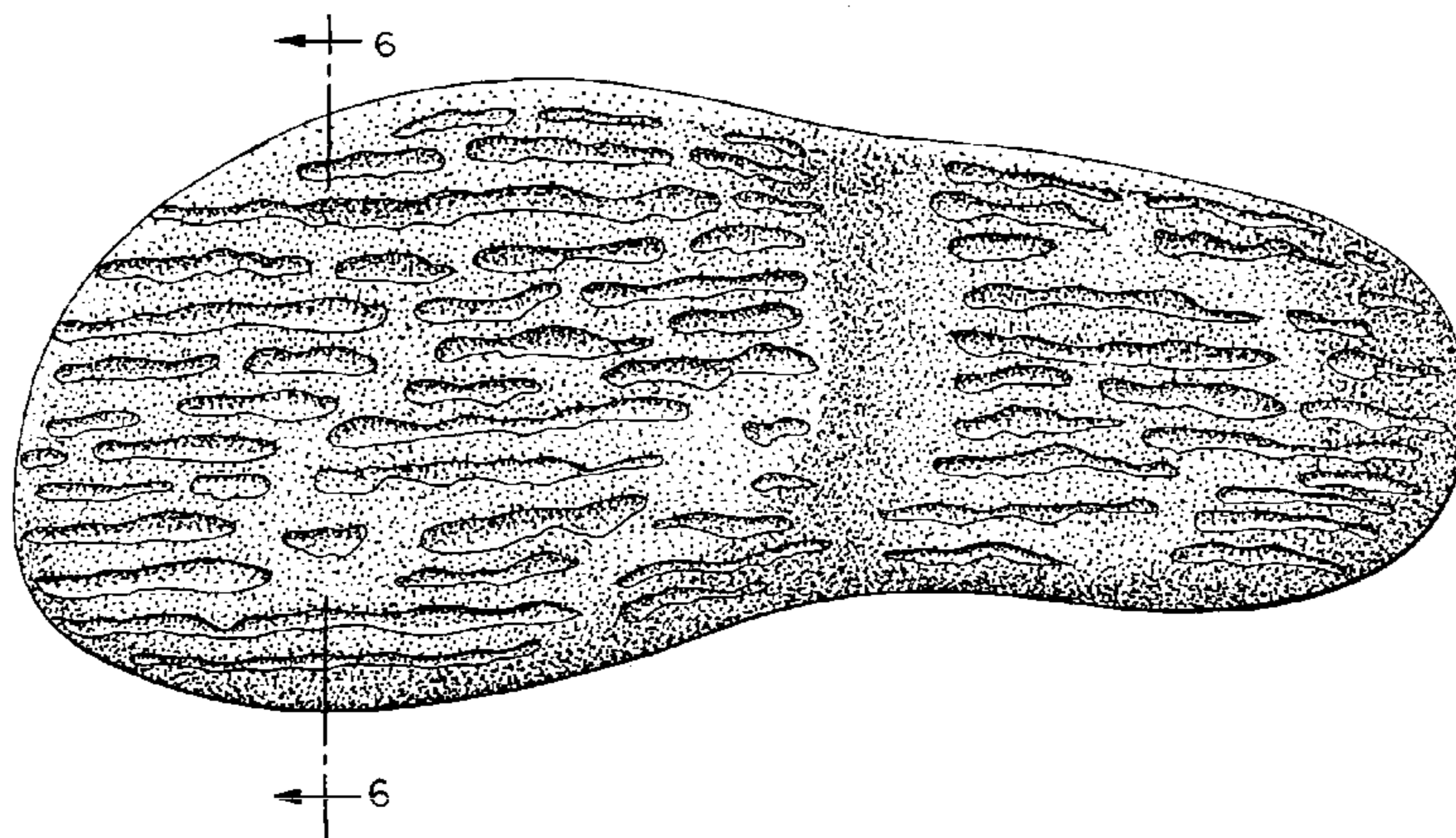
FIG. 3 is a left view of the outsole in accordance with the embodiment of the new design shown in FIG. 1;

FIG. 4 is a front view of the outsole in accordance with the embodiment of the new design shown in FIG. 1;

FIG. 5 is a back view of the outsole in accordance with the embodiment of the new design shown in FIG. 1; and,

FIG. 6 is an enlarged cross-sectional view taken on line 6—6 of FIG. 1; the broken lines showing the interior surface being understood to form no part of the claim.

1 Claim, 5 Drawing Sheets



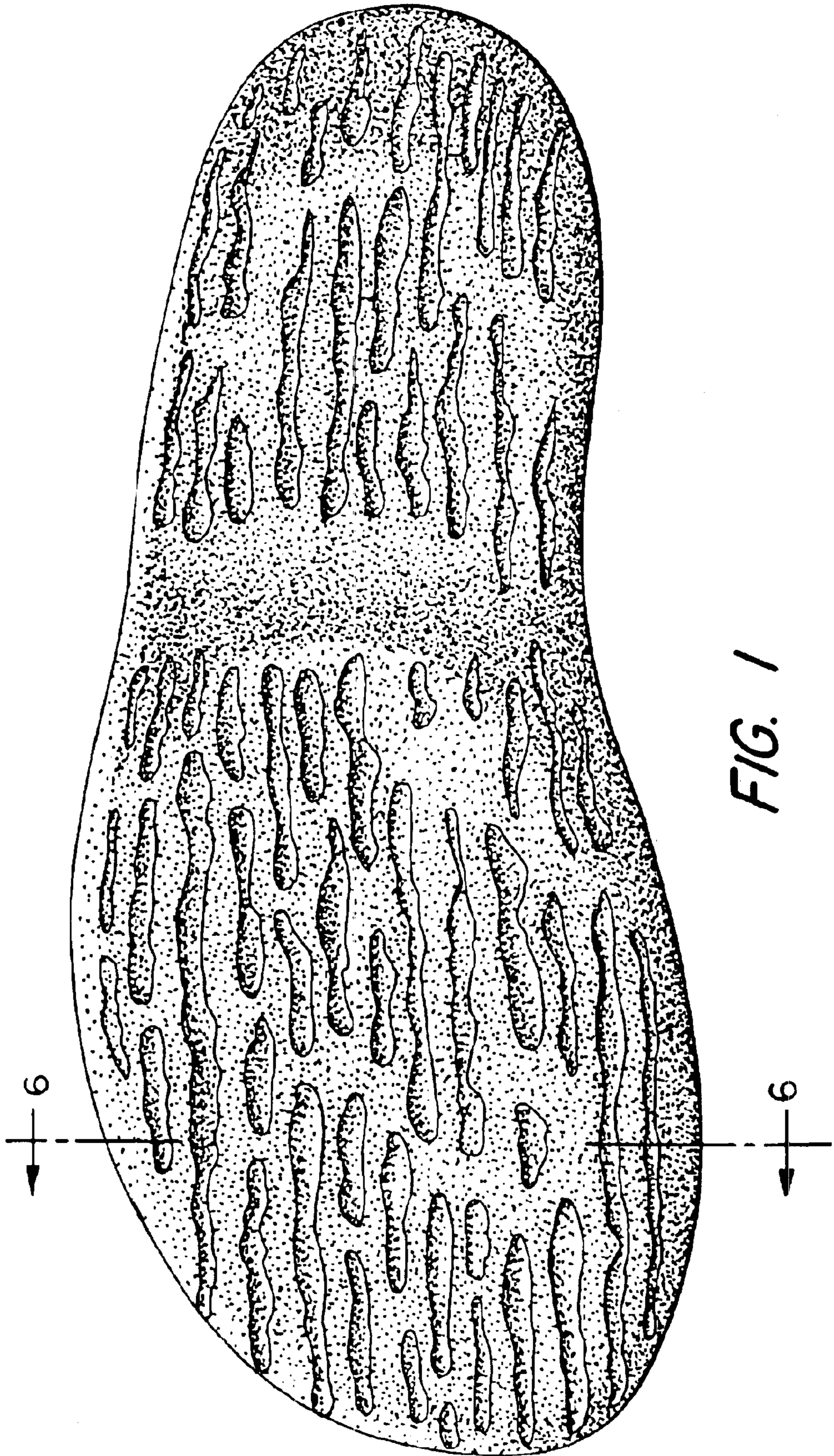


FIG. 1

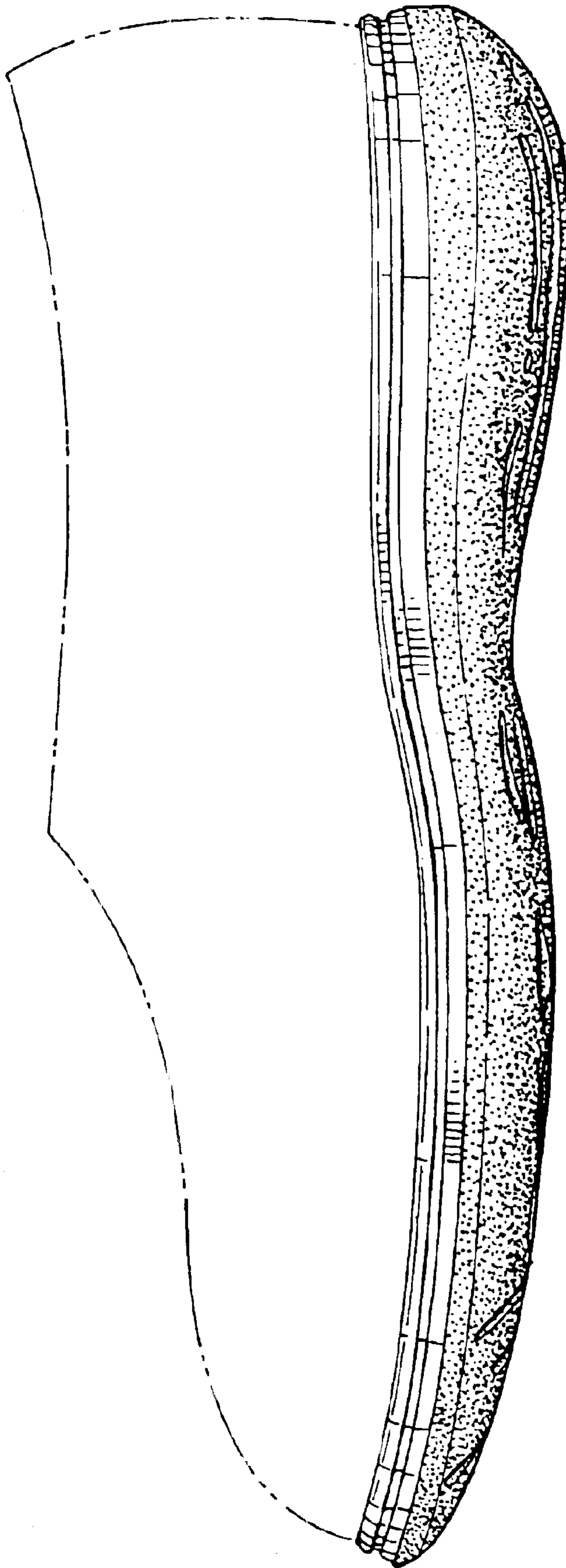


FIG. 2

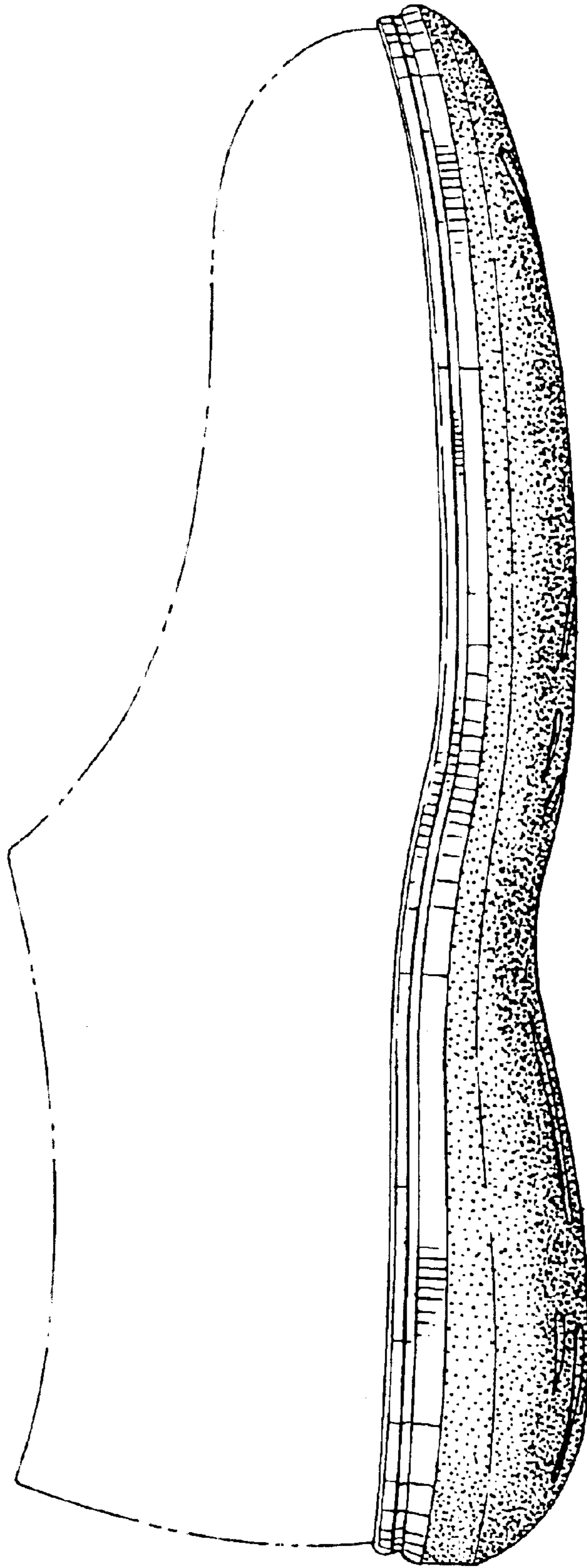


FIG. 3

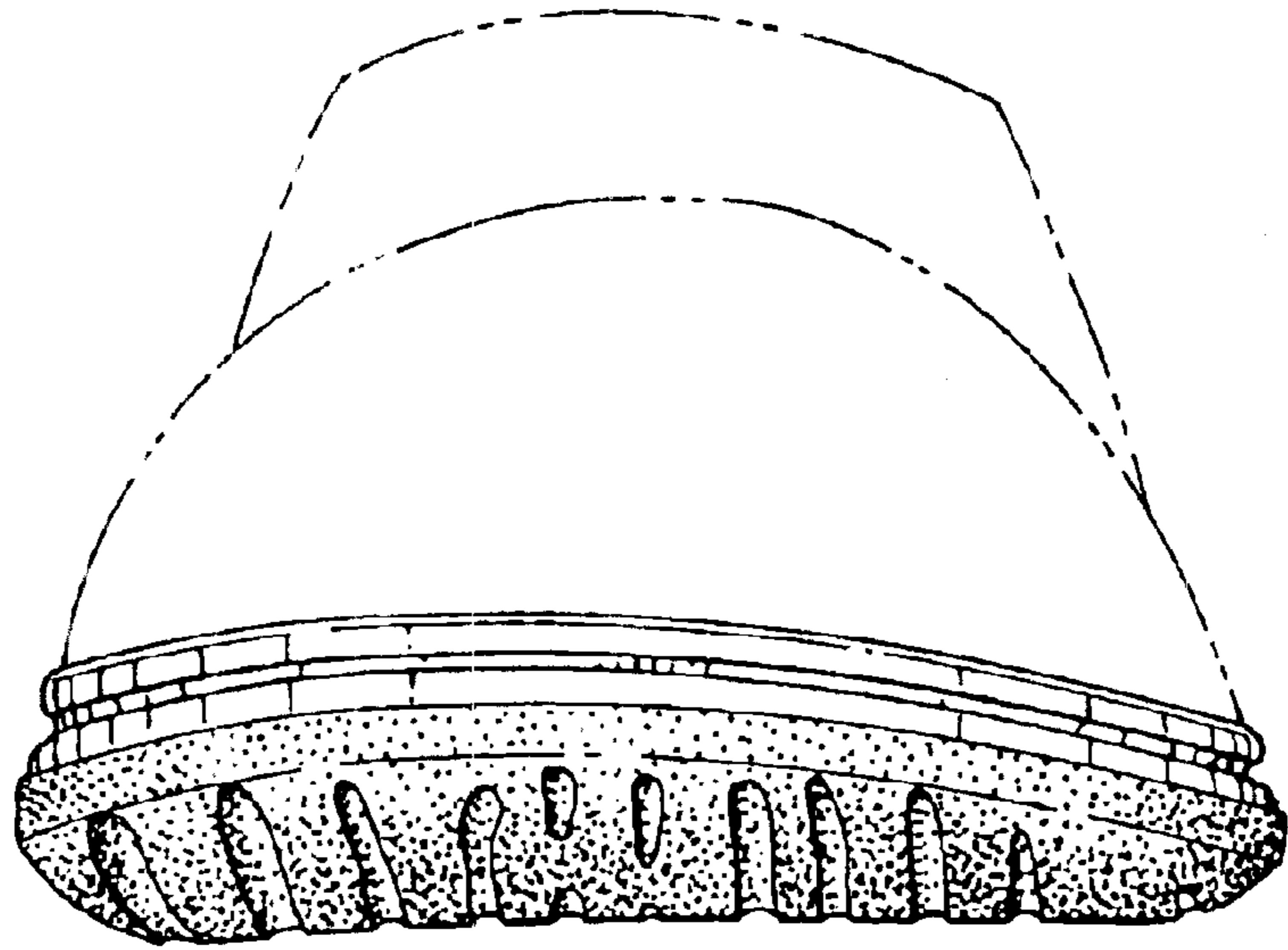


FIG. 4

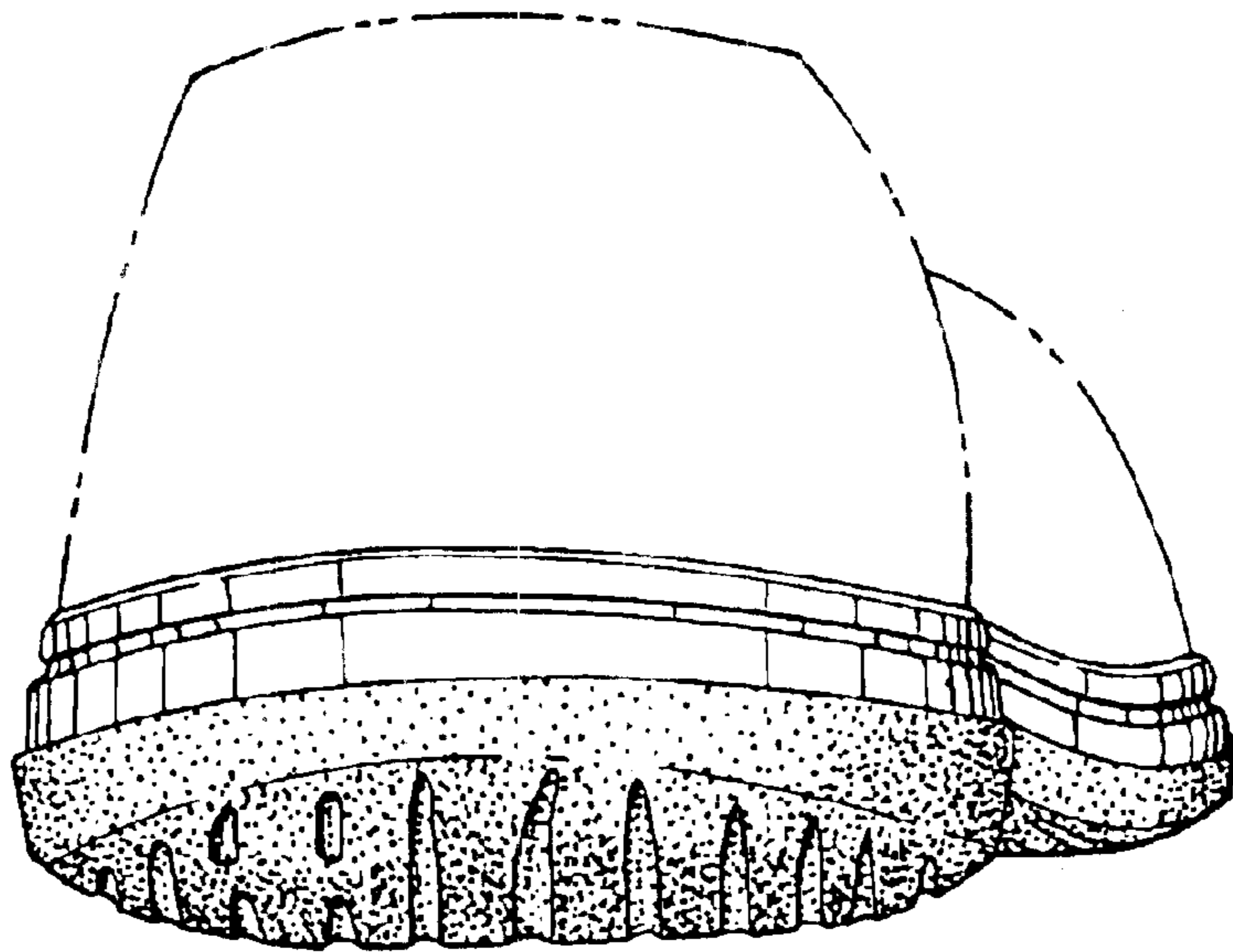


FIG. 5

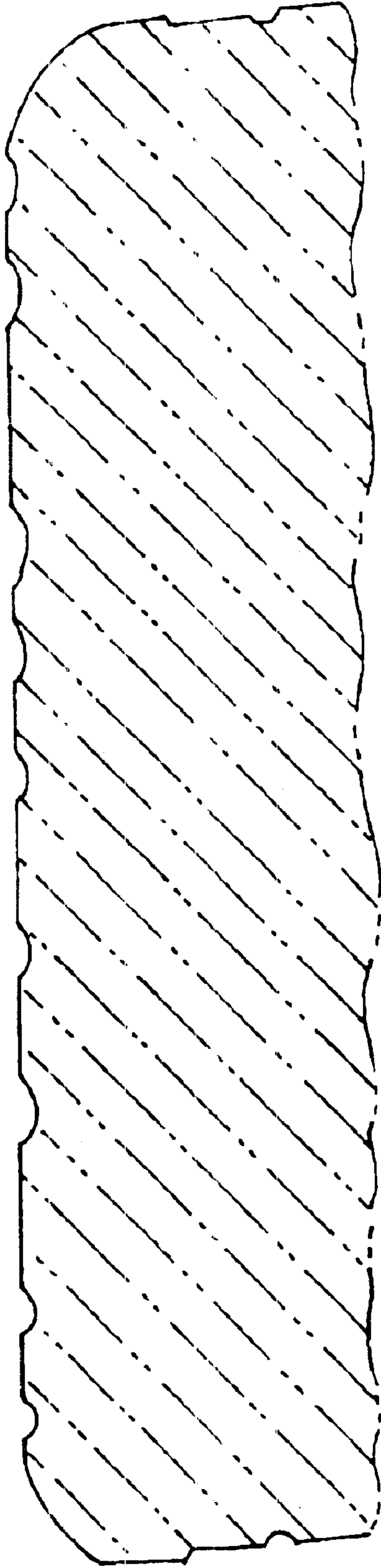


FIG. 6