



US00D490589S

(12) **United States Design Patent** (10) **Patent No.:** **US D490,589 S**
Bortone (45) **Date of Patent:** **** Jun. 1, 2004**

(54) **SINUSOIDAL SHAPED PUFFED EXTRUDATE SNACK FOOD**

(75) Inventor: **Eugenio Bortone**, Frisco, TX (US)

(73) Assignee: **Frito-Lay North America, Inc.**, Plano, TX (US)

(**) Term: **14 Years**

(21) Appl. No.: **29/163,128**

(22) Filed: **Jul. 1, 2002**

(51) **LOC (7) Cl.** **01-01**

(52) **U.S. Cl.** **D1/125**

(58) **Field of Search** D1/125, 126, 129;
426/94, 104-105, 138, 274, 549, 559, 583,
539, 550, 440, 445-446, 449-501, 513,
808

(56) **References Cited**

U.S. PATENT DOCUMENTS

2,038,366 A * 4/1936 Kretchmer 426/390
D198,619 S * 7/1964 Heintz D1/199
D272,009 S * 1/1984 Zonnenberg D1/199
D397,536 S 9/1998 Rodriguez, Jr. et al.

* cited by examiner

Primary Examiner—Pamela Burgess

(74) *Attorney, Agent, or Firm*—Colin P. Cahoon; Carstens, Yee & Cahoon, L.L.P.

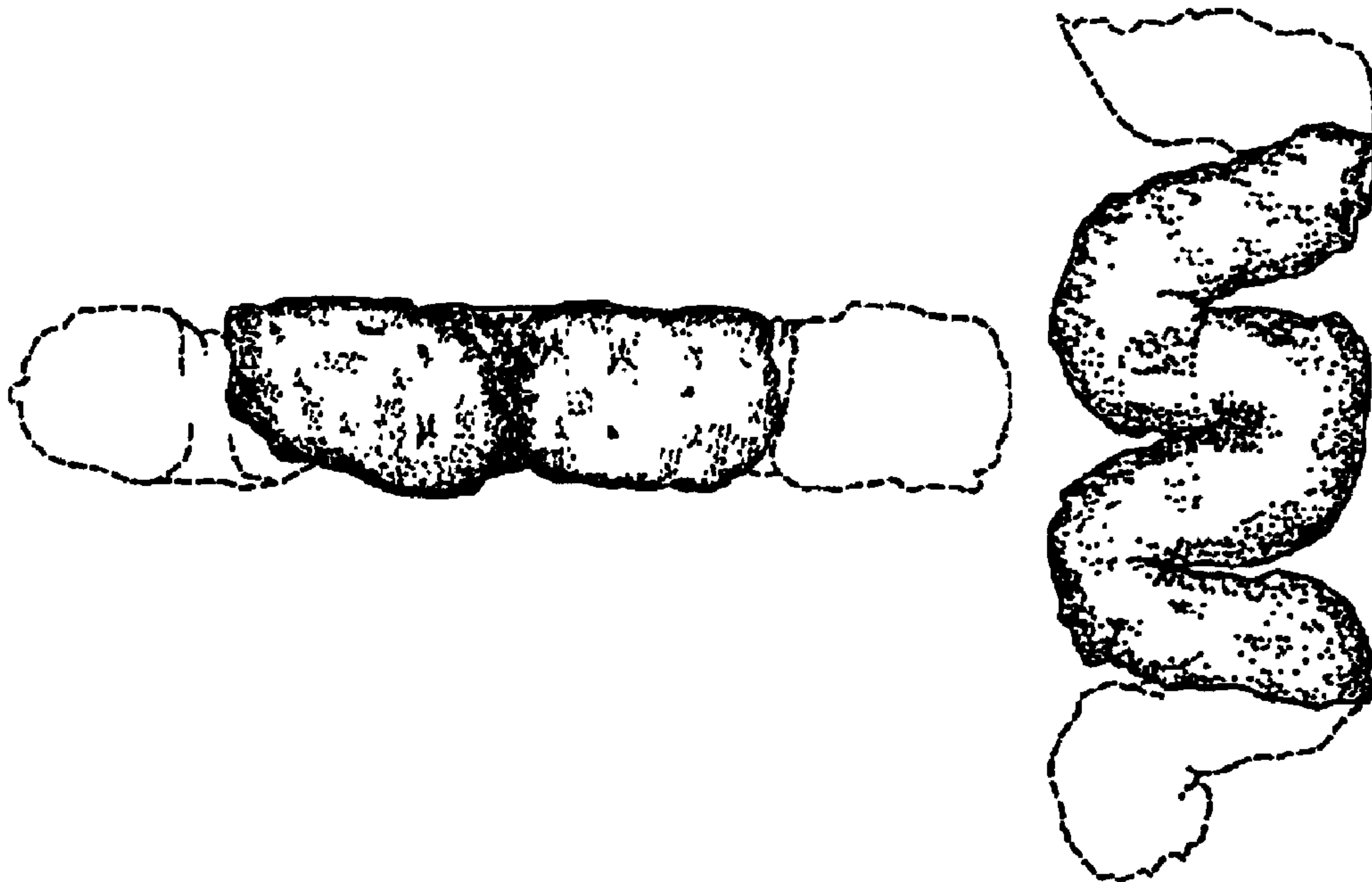
(57) **CLAIM**

The ornamental design for a sinusoidal shaped puffed extrudate snack food, as shown and described.

DESCRIPTION

FIG. 1 is a front perspective view of the sinusoidal shaped puffed extrudate snack food of the present invention; FIG. 2 is a rear perspective view of the sinusoidal shaped puffed extrudate snack food of the present invention; FIG. 3 is a bottom elevation view of the sinusoidal shaped puffed extrudate snack food of the present invention; FIG. 4 is a top elevation view of the sinusoidal shaped puffed extrudate snack food of the present invention; FIG. 5 is a front elevation view of the sinusoidal shaped puffed extrudate snack food of the present invention; FIG. 6 is a rear elevation view of the sinusoidal shaped puffed extrudate snack food of the present invention; FIG. 7 is a left side elevation view of the sinusoidal shaped puffed extrudate snack food of the present invention; and, FIG. 8 is a right side elevation view of the sinusoidal shaped puffed extrudate snack food of the present invention. The broken lines showing additional structure in FIGS. 1, 2, 3, 4, 7, and 8 are for illustrative purposes only and forms no part of the claimed design.

1 Claim, 1 Drawing Sheet



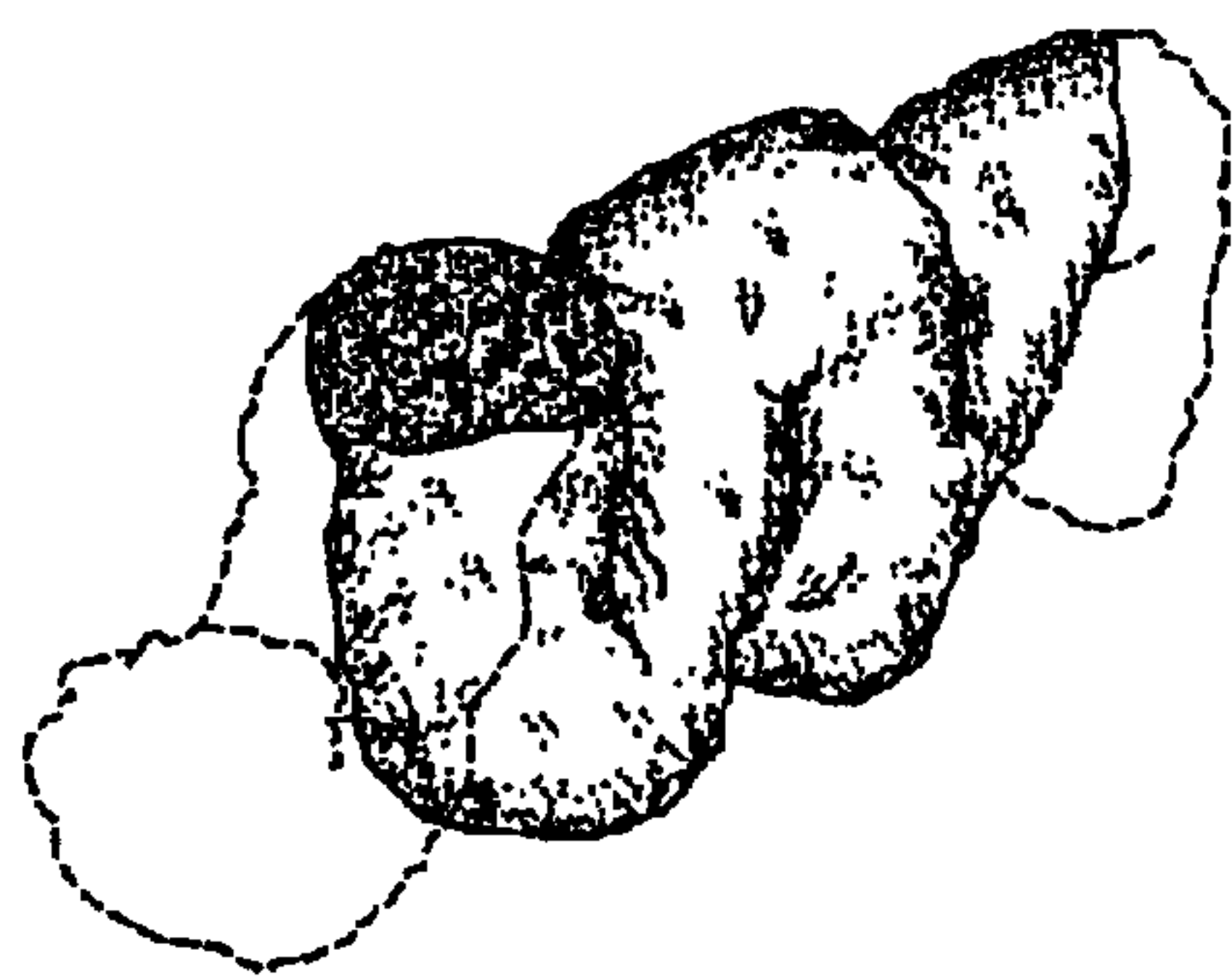


FIG. 1




FIG. 2




FIG. 3




FIG. 4



FIG. 5




FIG. 6

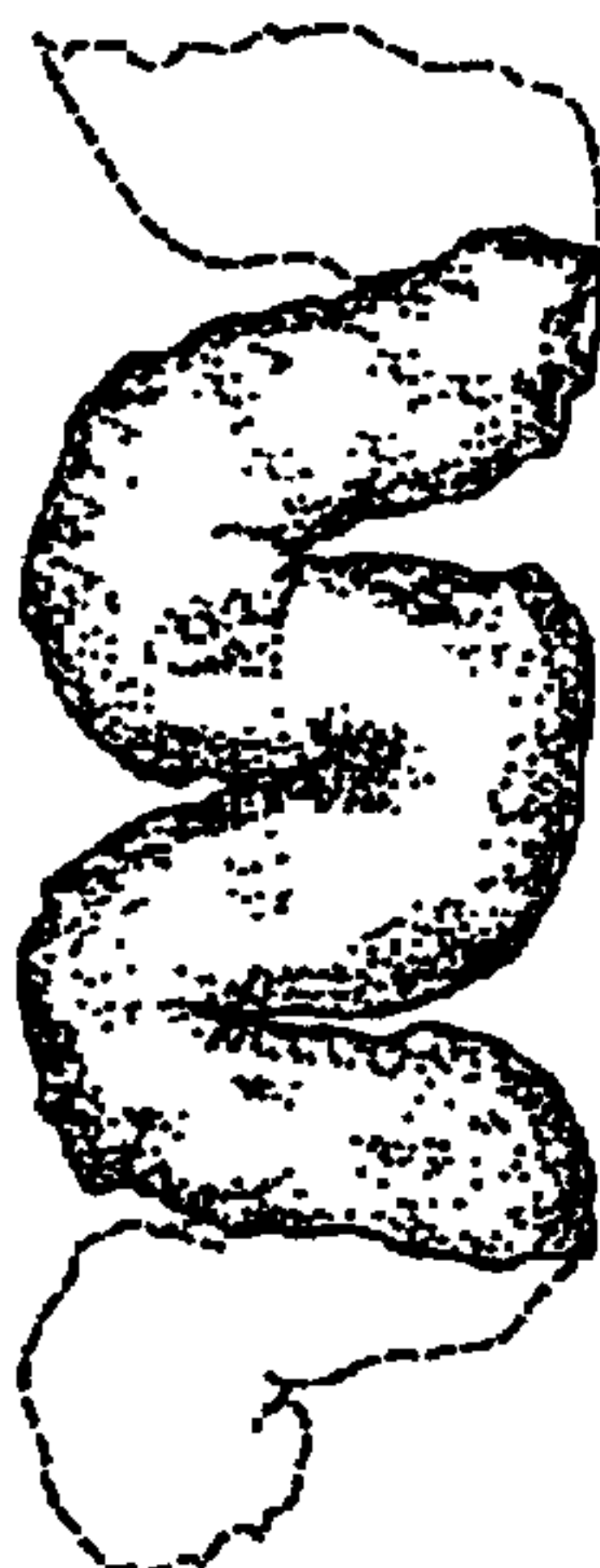


FIG. 7

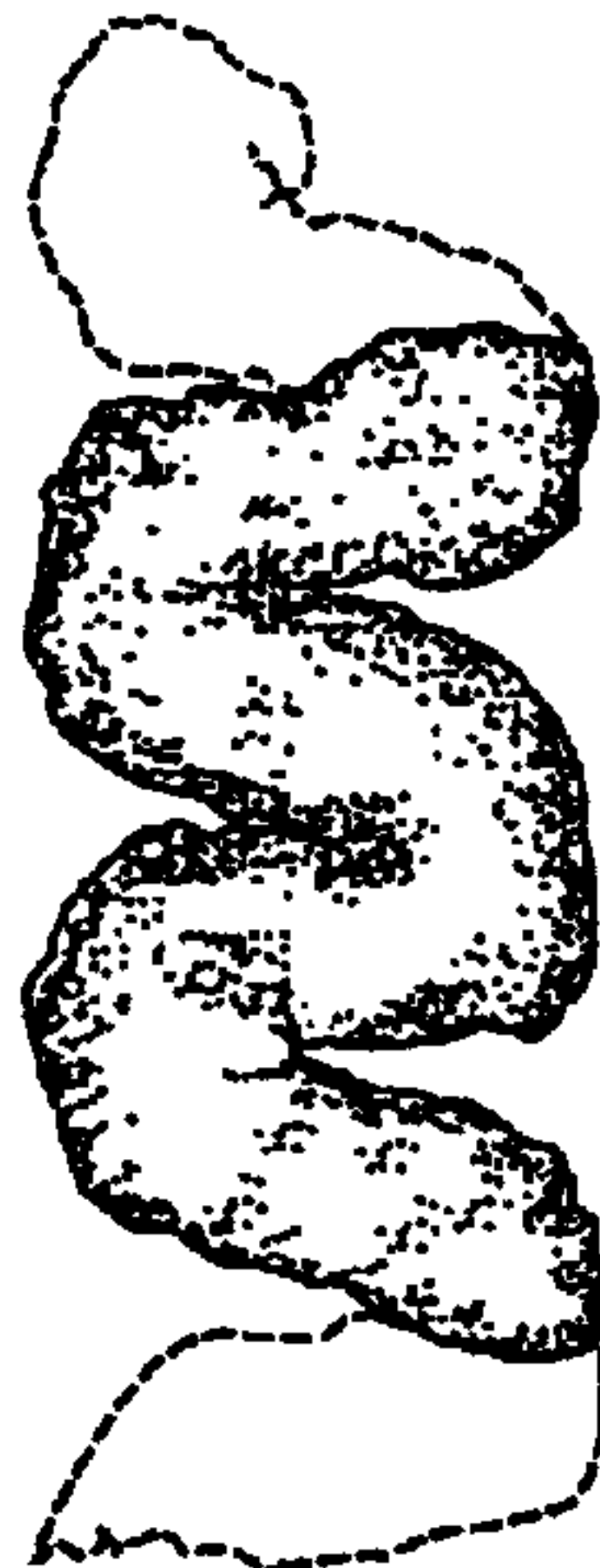


FIG. 8