



US00D490566S

(12) **United States Design Patent**  
**Bergquist et al.**

(10) **Patent No.: US D490,566 S**

(45) **Date of Patent: \*\* May 25, 2004**

(54) **COSMETIC PAD**

(75) Inventors: **Paul Roland Bergquist**, Southport, CT  
(US); **Craig Stephen Slavtcheff**,  
Guilford, CT (US)

(73) Assignee: **Unilever Home & Personal Care**  
**USA, division of Conopco, Inc.**,  
Greenwich, CT (US)

(\*\*) Term: **14 Years**

(21) Appl. No.: **29/156,599**

(22) Filed: **Mar. 4, 2002**

(51) **LOC (7) Cl. .... 28-02**

(52) **U.S. Cl. .... D28/8; D28/7**

(58) **Field of Search .... D28/7, 8; 132/320,**  
132/317; 15/118, 104.93, 104.94, 209.1,  
229.14, 244.3, 244.4; 401/200, 201, 196,  
6, 266; D6/601; D24/119, 189; D32/40,  
52; D29/108, 121.1; 424/446, 443

(56) **References Cited**

**U.S. PATENT DOCUMENTS**

636,267	A	*	11/1899	Levy	.....	401/201
D55,474	S	*	6/1920	Koon	.....	D28/8
1,565,775	A	*	12/1925	Bash	.....	15/229.14
1,826,304	A	*	10/1931	Diehl	.....	15/209.1
D95,801	S	*	6/1935	Burkhart	.....	D28/8
2,121,701	A	*	6/1938	Landers	.....	15/104.94
2,382,169	A	*	8/1945	Pena	.....	156/88
3,284,963	A	*	11/1966	Lanham et al.	.....	451/532
4,015,306	A	*	4/1977	Fenster	.....	15/209.1
4,510,641	A	*	4/1985	Morris	.....	15/118
5,713,842	A	*	2/1998	Kay	.....	602/57

D416,327	S	*	11/1999	Kugel	.....	D24/189
6,283,664	B1	*	9/2001	Gueret	.....	401/261
2003/0104036	A1		6/2003	Gregoire		

**FOREIGN PATENT DOCUMENTS**

EP	0 836 842	10/1996
WO	01/56542	8/2001

**OTHER PUBLICATIONS**

Hong Kong Enterprise, Jun. 1994, p. 72, Cosmetic Puffs and Sponges, item SP-9.\*  
"Trade Yellow Pages 1994"—p. 294.

\* cited by examiner

*Primary Examiner*—Lucy Lieberman

(74) *Attorney, Agent, or Firm*—Milton L. Honig

(57) **CLAIM**

The ornamental design for a cosmetic pad, as shown and described.

**DESCRIPTION**

FIG. 1 is a perspective view showing our new pad design; FIG. 2 is a top plan view; FIG. 3 is an enlarged cross-sectional view along line 3—3 of FIG. 2; FIG. 4 is a bottom plan view; FIG. 5 is a front elevational view; FIG. 6 is a rear elevational view; FIG. 7 is a left side elevational view; and, FIG. 8 is a right side elevational view.

The portions of the cosmetic pad shown in broken lines are for illustrative purposes only and form no part of the claimed design.

**1 Claim, 2 Drawing Sheets**

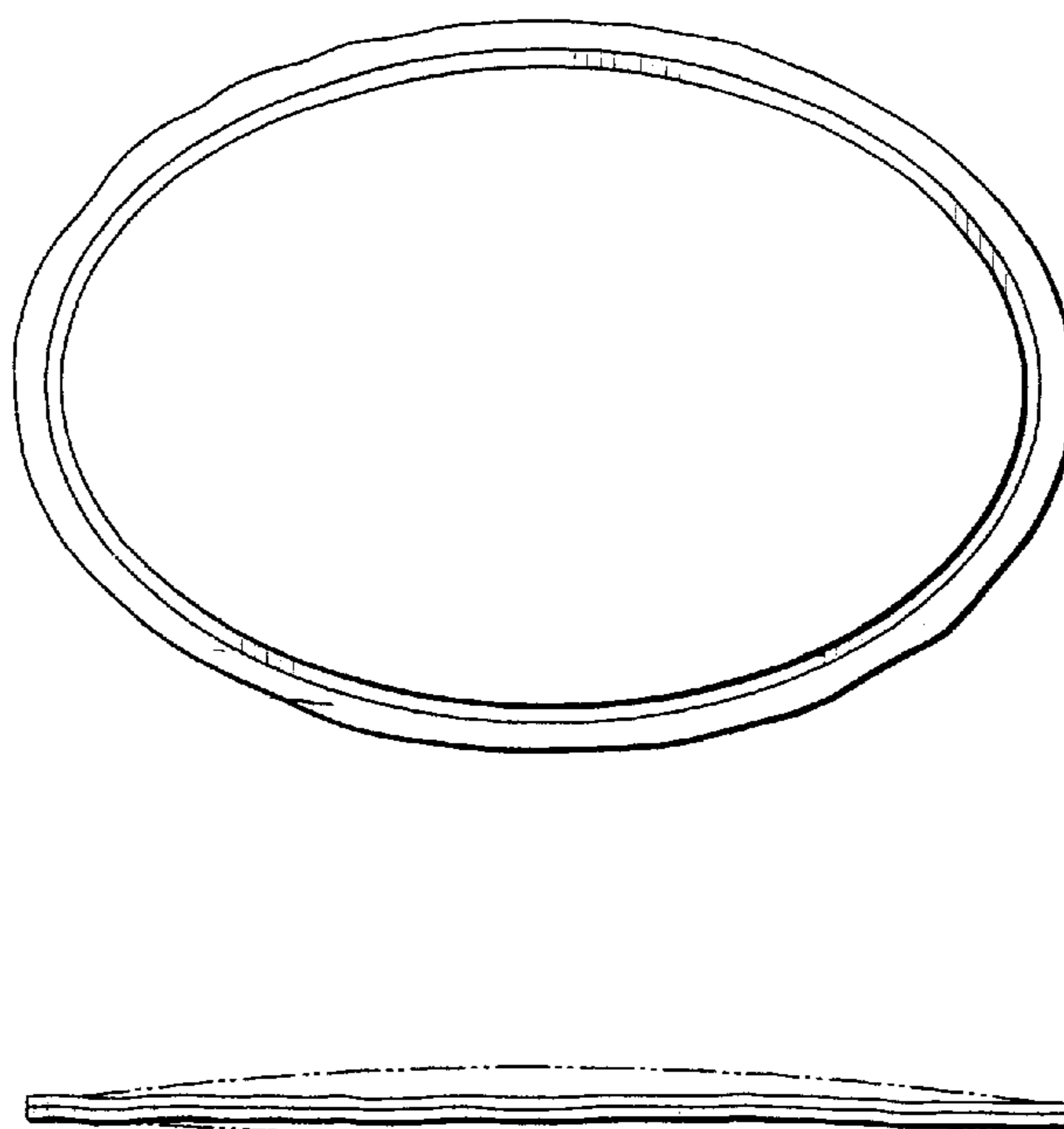


FIG. 1

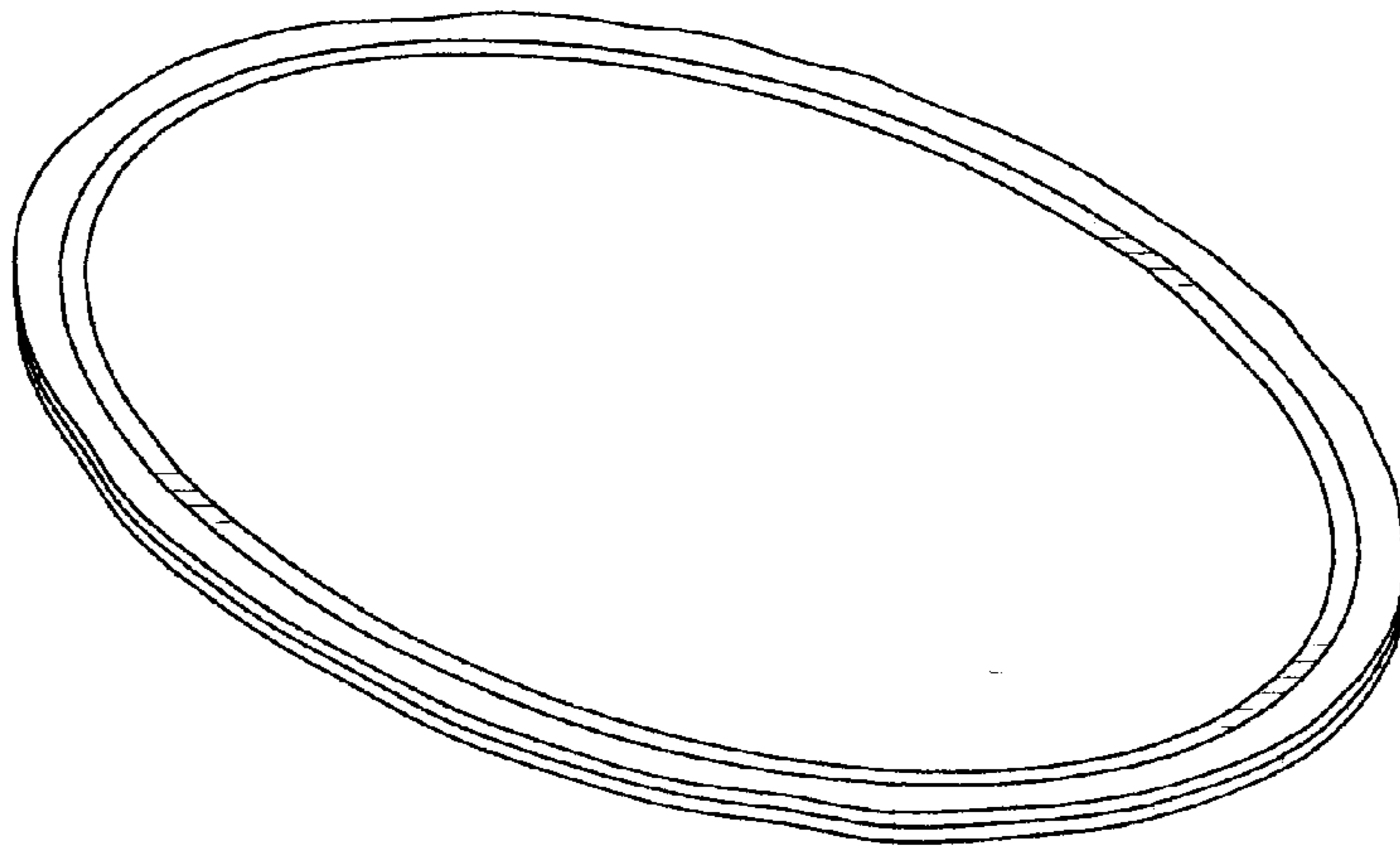


FIG. 2

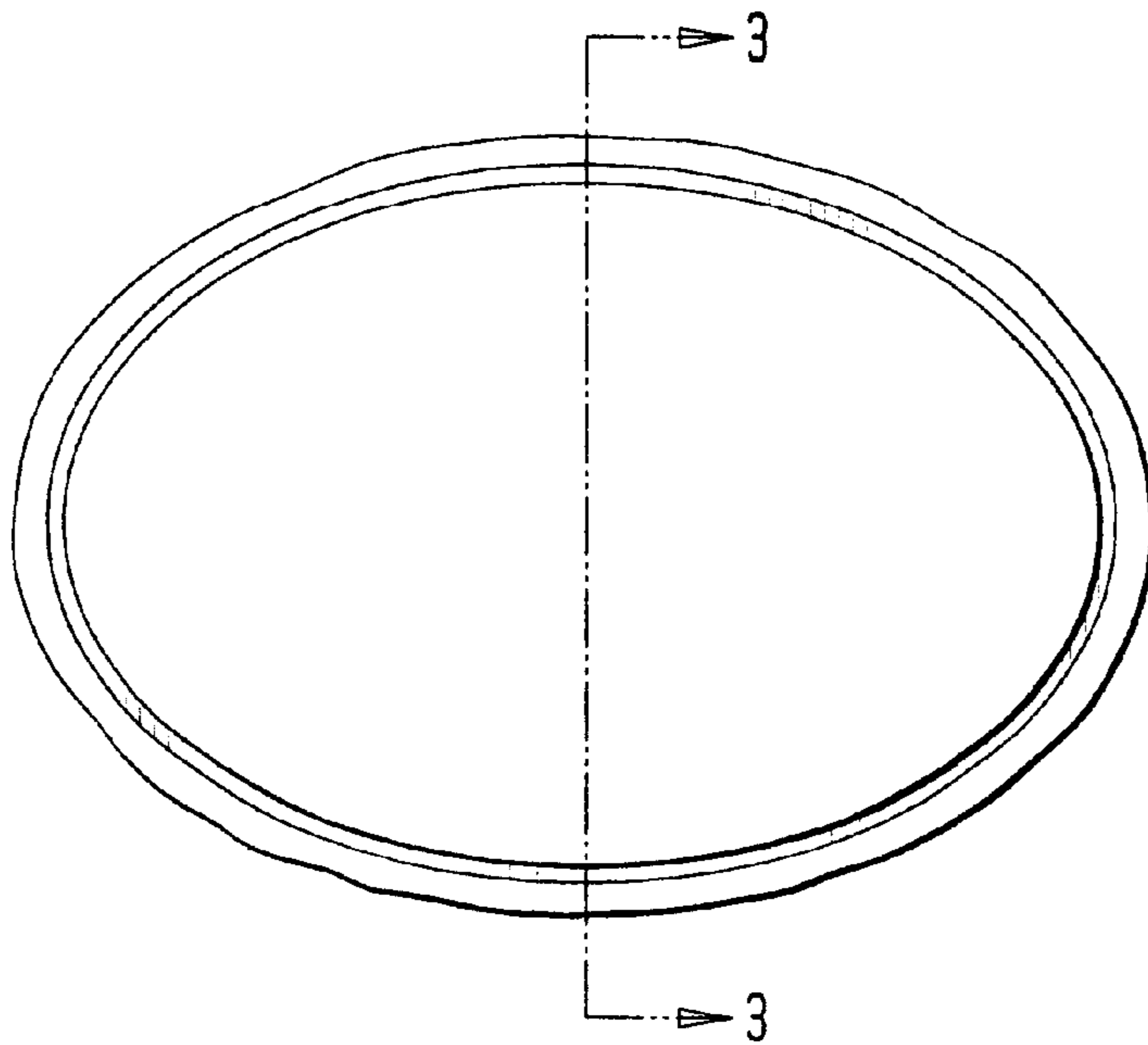


FIG. 3




FIG. 4

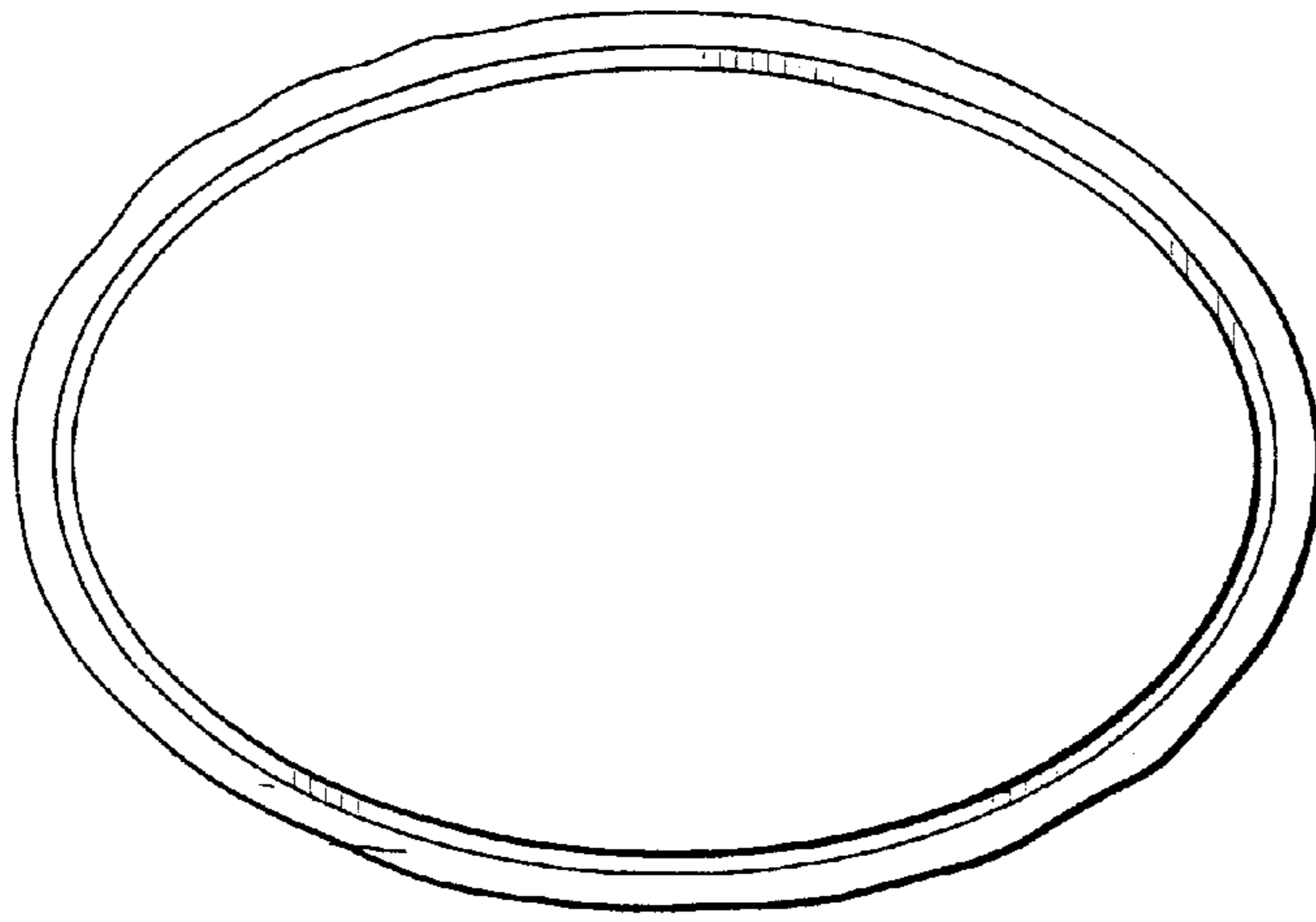


FIG. 5




FIG. 6




FIG. 7



FIG. 8

