



US00D490538S

(12) **United States Design Patent**  
**Clarkin**

(10) **Patent No.:** **US D490,538 S**

(45) **Date of Patent:** **\*\* May 25, 2004**

(54) **WINDOW**

(76) Inventor: **William E. Clarkin**, 2754 Swansea Rd., Columbus, OH (US) 43221

(\*\*) Term: **14 Years**

(21) Appl. No.: **29/176,249**

(22) Filed: **Feb. 20, 2003**

**Related U.S. Application Data**

(63) Continuation-in-part of application No. 29/142,232, filed on May 22, 2001.

(51) **LOC (7) Cl.** ..... **25-02**

(52) **U.S. Cl.** ..... **D25/52**

(58) **Field of Search** ..... D25/52; 52/204.5, 52/204.57, 204.55, 204.593, 656.1, 656.5, 656.8, 501; 49/61, 63, DIG. 2

(56) **References Cited**

**U.S. PATENT DOCUMENTS**

28,267 A	5/1860	Fry	
118,512 A	8/1871	Butler	
385,577 A	7/1888	Silbereisen	
402,708 A	5/1889	Zalikowski	
588,700 A	8/1897	Faerber et al.	
631,564 A	8/1899	Dunn	
1,332,361 A	3/1920	Schebora	
1,530,610 A	3/1925	Ortleb	
1,688,836 A	10/1928	Stein	
2,024,877 A	12/1935	Reynolds	
2,583,395 A	1/1952	Skelly	
3,861,082 A	1/1975	Dau	
3,959,926 A	6/1976	Noecker et al.	
4,888,915 A	12/1989	Goldenberg	
5,083,409 A	* 1/1992	Pliml, Jr. ....	52/656.9
D363,557 S	* 10/1995	Lindgren et al. ....	D25/52
5,467,841 A	* 11/1995	Krumal ....	182/70
5,566,507 A	10/1996	Schmidt et al.	

5,595,026 A	*	1/1997	Licking et al. ....	49/360
D394,714 S	*	5/1998	Plummer ....	D25/52
5,970,656 A		10/1999	Maier	

**OTHER PUBLICATIONS**

“Are they . . . !” brochure by Norco Windows and Patio Doors 1997.

“think of the possibilities” brochure by Marvin Windows and Doors 2000.

\* cited by examiner

*Primary Examiner*—Stella Reid

(74) *Attorney, Agent, or Firm*—Mueller and Smith, LPA

(57) **CLAIM**

The ornamental design for a window, as shown and described.

**DESCRIPTION**

FIG. 1 is a front exterior view of the window showing my new design;

FIG. 2 is a right side view thereof;

FIG. 3 is a top view thereof;

FIG. 4 is an interior rear view;

FIG. 5 is a left side view;

FIG. 6 is a bottom view;


FIG. 7 is a cross-sectional view taken along line 7—7 of FIG. 1;

FIG. 8 is a perspective view of FIG. 1, showing the window in partially open condition; and,

FIG. 9 is a second embodiment of the window in FIG. 1 in partially open condition, with the only difference residing in the window opening from the opposite direction of that shown in FIG. 8.

The broken line showing of the crank in FIGS. 2–7 is for illustrative purposes only and form no part of the claimed design.

**1 Claim, 4 Drawing Sheets**






FIG. 1

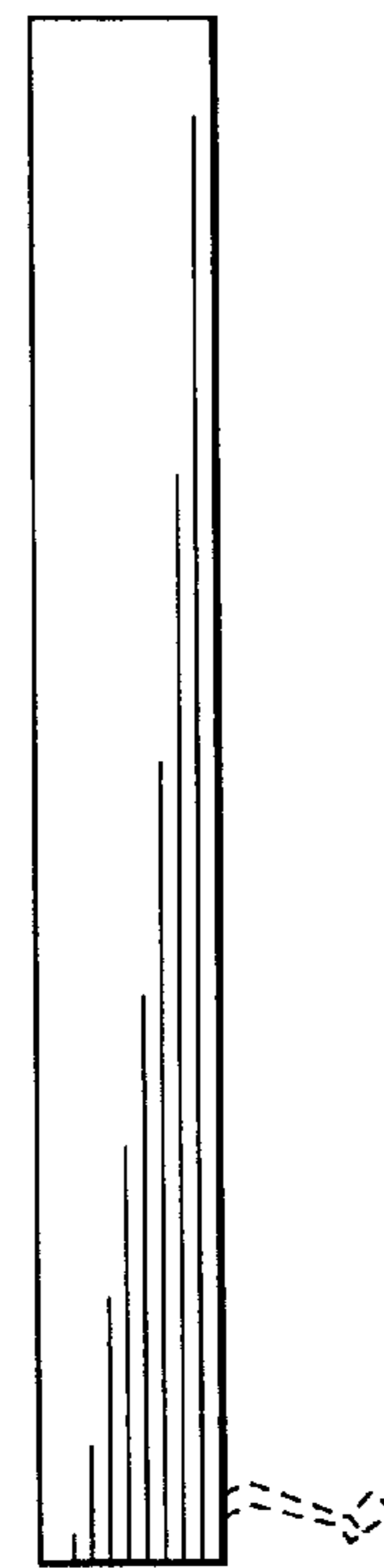


FIG. 2




FIG. 3

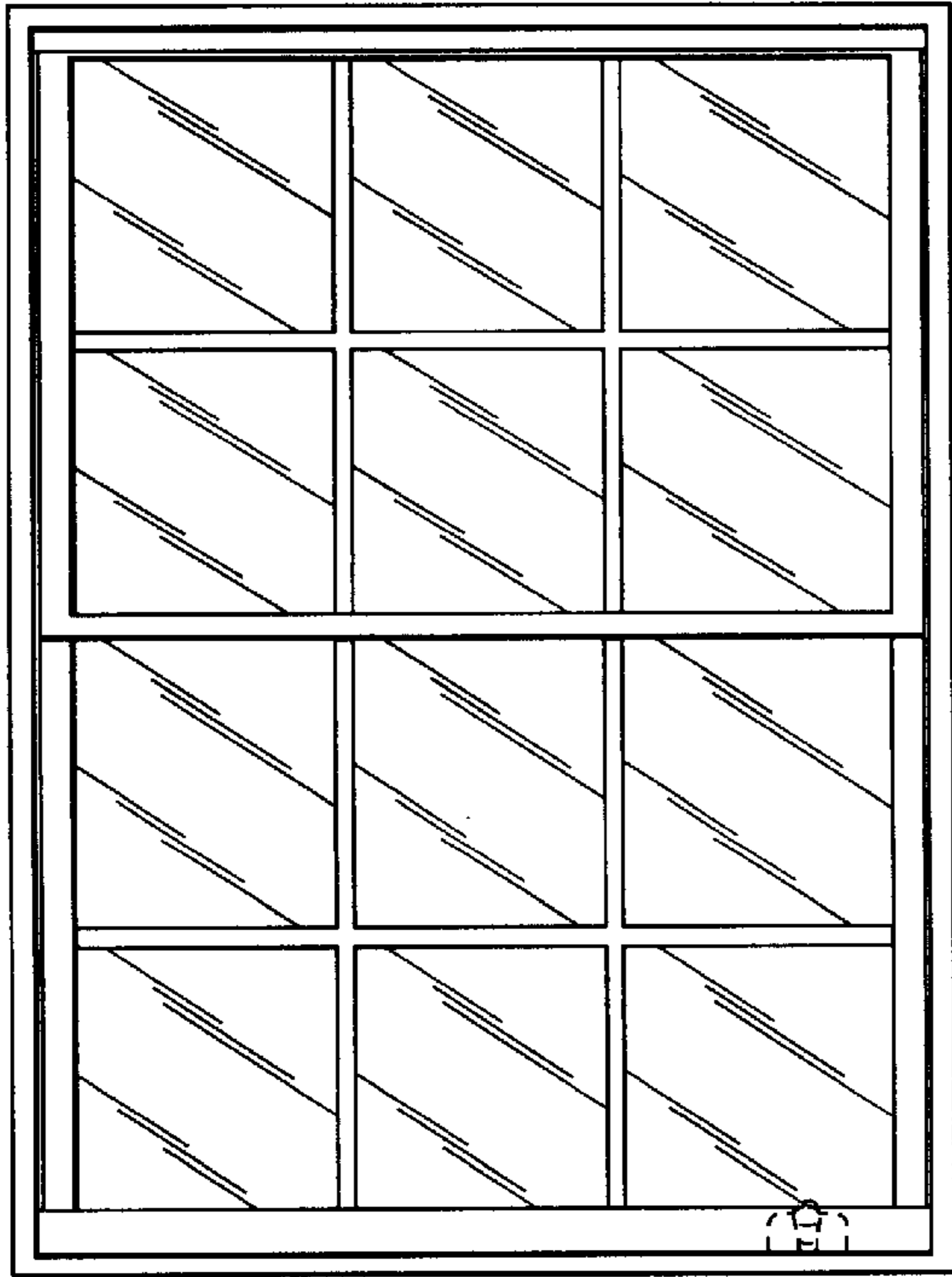


FIG. 4




FIG. 5




FIG. 6

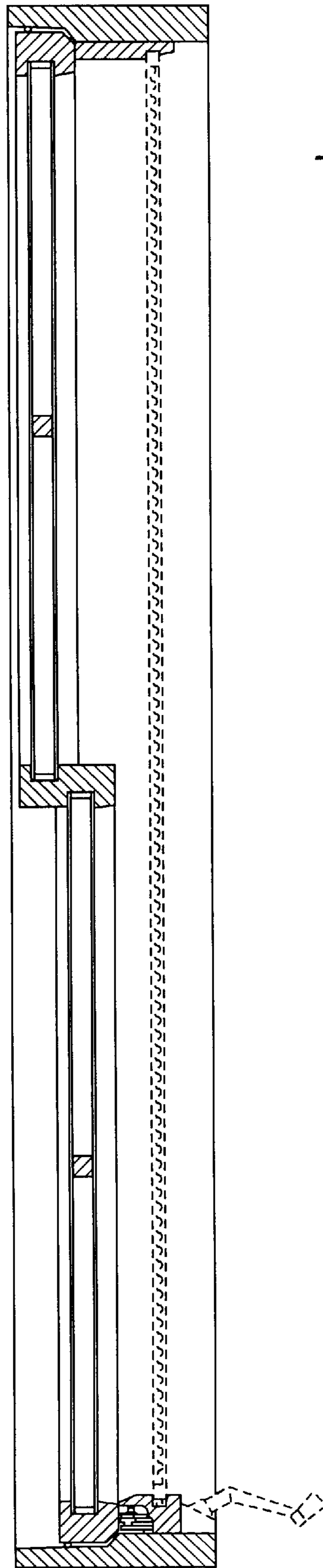


FIG. 7

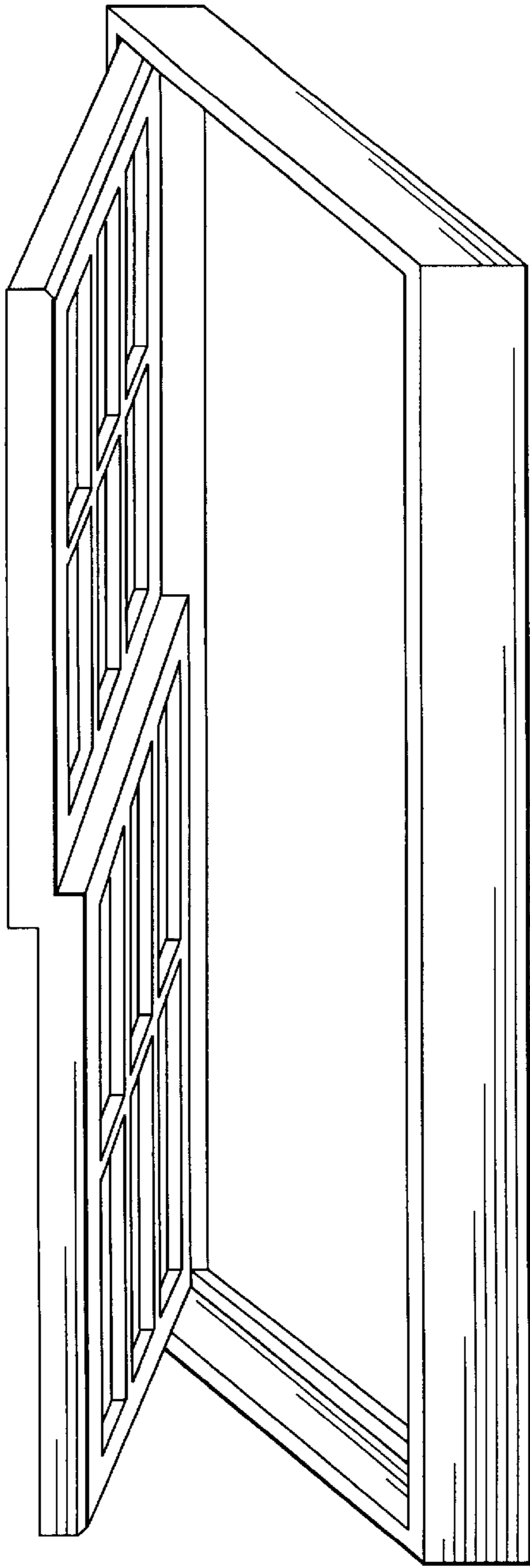


FIG. 8

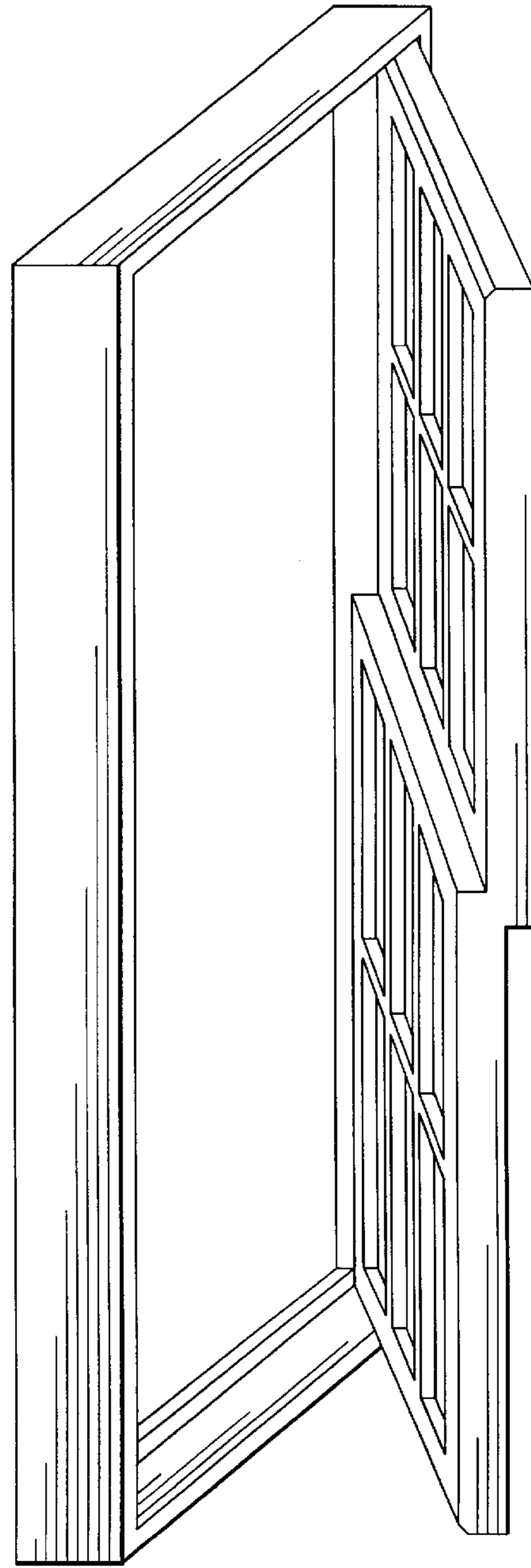


FIG. 9