



US00D490534S

(12)

United States Design Patent
Stegmeier

(10) Patent No.:

US D490,534 S

(45) Date of Patent:

**** May 25, 2004**

(54) **SWIMMING POOL JOINT COVER SYSTEM**

(75) Inventor: **William J. Stegmeier**, Arlington, TX (US)

(73) Assignee: **Stegmeier, LLC**, Arlington, TX (US)

(**) Term: **14 Years**

(21) Appl. No.: **29/188,880**

(22) Filed: **Aug. 26, 2003**

Related U.S. Application Data

(63) Continuation of application No. 10/619,367, filed on Jul. 14, 2003.

(51) **LOC (7) Cl.** **25-03**

(52) **U.S. Cl.** **D25/2**

(58) **Field of Search** D25/2; 4/506;
52/459, 460, 465, 468

(56) **References Cited**

U.S. PATENT DOCUMENTS

5,107,551 A * 4/1992 Weir et al. 4/496

D426,895 S * 6/2000 Mignone D25/2

* cited by examiner

Primary Examiner—Doris Clark

(74) *Attorney, Agent, or Firm*—Eric Karich

(57) **CLAIM**

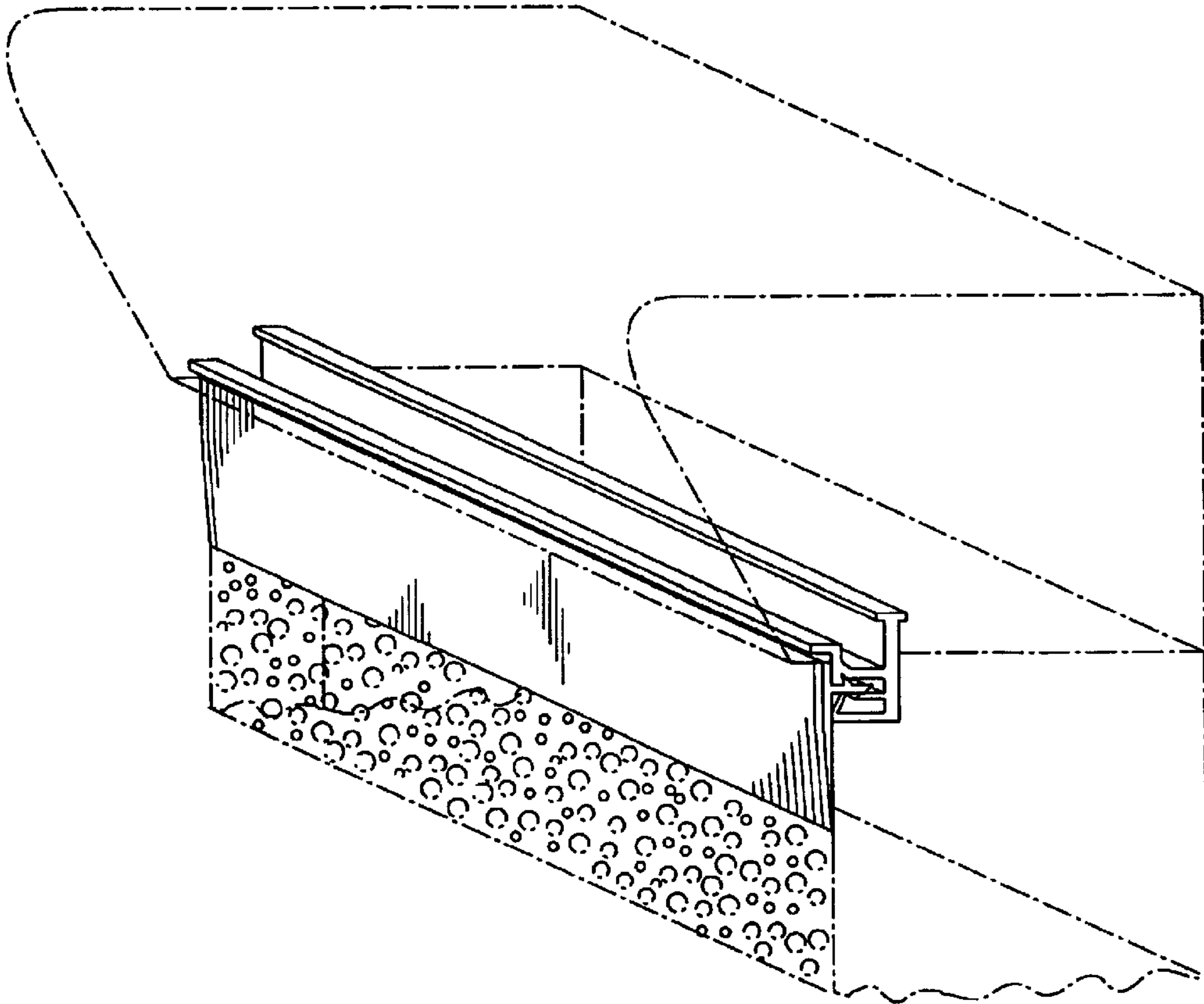
The ornamental design for a “swimming pool joint cover system”, as shown and described.

DESCRIPTION

FIG. 1 is a front perspective view of a swimming pool joint cover system, showing my new design;
FIG. 2 is a rear perspective view thereof;
FIG. 3 is a front elevational view thereof;
FIG. 4 is a rear elevational view thereof;
FIG. 5 is a left side elevational view thereof, the right side elevational view being a mirror image thereof;
FIG. 6 is a top plan view thereof; and,
FIG. 7 is a bottom plan view thereof.

The broken line showing of a pool coping and sidewall is for illustrative purposes only and forms no part of the claimed design.

1 Claim, 5 Drawing Sheets



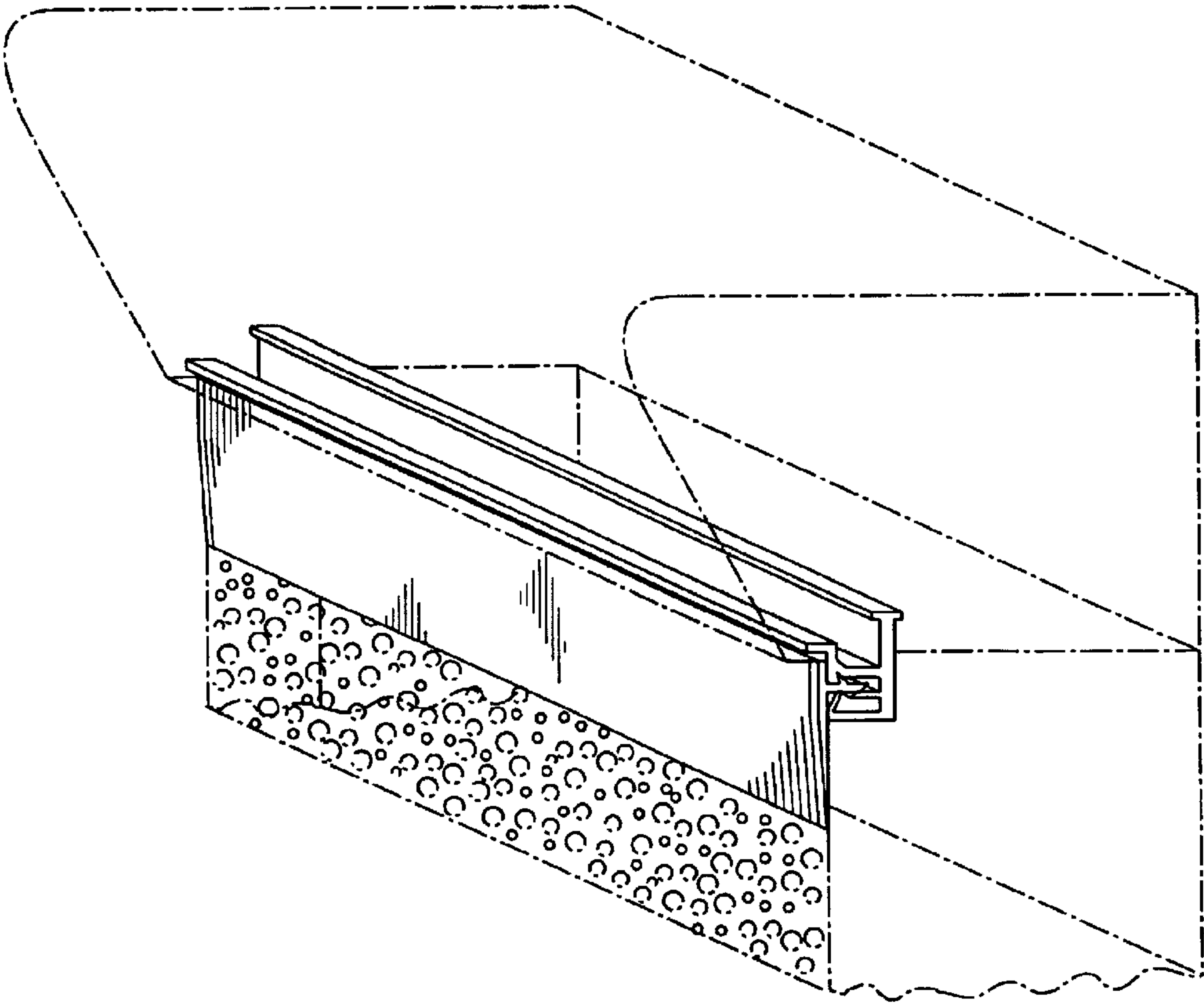


Fig. 1

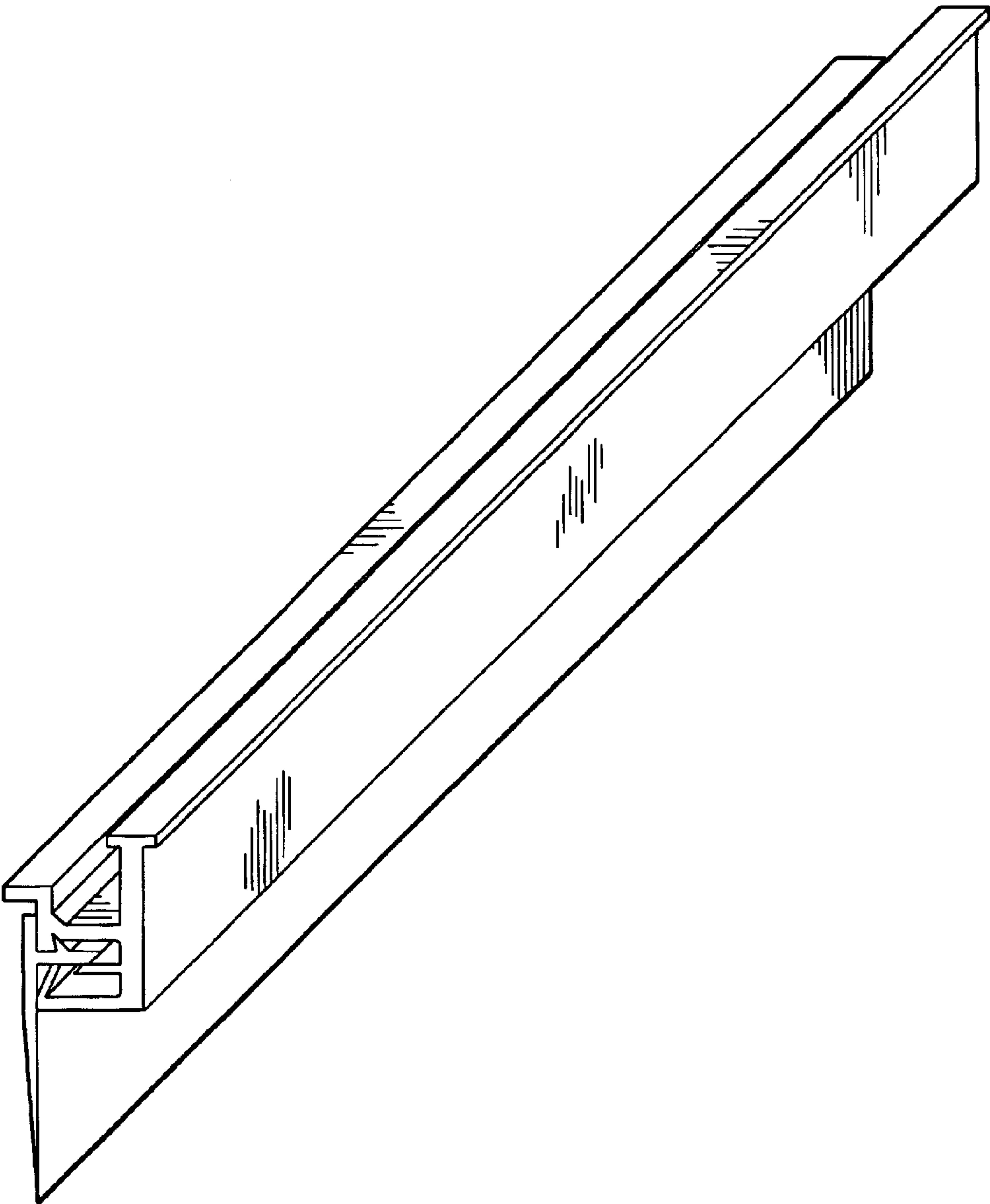


Fig. 2




Fig. 3




Fig. 4




Fig. 5




Fig. 6

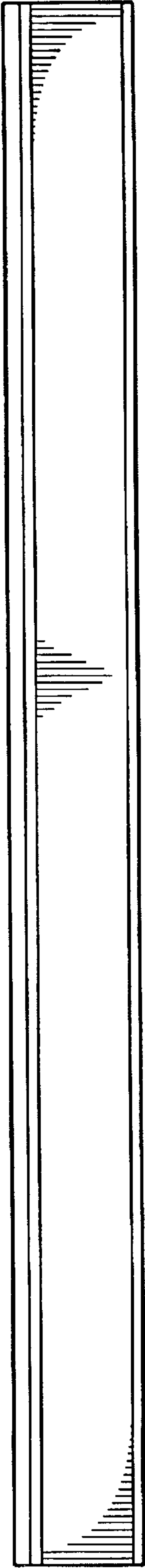


Fig. 7