



US00D490531S

(12) **United States Design Patent**  
**Feldman**

(10) **Patent No.:** **US D490,531 S**

(45) **Date of Patent:** **\*\* May 25, 2004**

(54) **MAGNETIC SEPARATOR HOUSING**

(75) Inventor: **Alex Feldman**, Vancouver (CA)

(73) Assignee: **StemCell Technologies Inc.**, Vancouver (CA)

(\*\*) Term: **14 Years**

(21) Appl. No.: **29/171,404**

(22) Filed: **Nov. 22, 2002**

(51) **LOC (7) Cl.** ..... **24-02**

(52) **U.S. Cl.** ..... **D24/216; D24/219; D19/75**

(58) **Field of Search** ..... **D9/339, 423, 430; D19/65, 75, 77, 81-85, 95; D24/216, 219, 230, 231, 232; 335/305; 210/95, 222, 695; 422/99, 93.71, 101, 140.1; 436/806; 209/224**

(56) **References Cited**

**U.S. PATENT DOCUMENTS**

4,608,155	A	*	8/1986	Desportes et al.	.....	209/224
D347,478	S	*	5/1994	Pinkney	.....	D24/216
5,514,340	A	*	5/1996	Lansdorp et al.	.....	422/101
5,795,470	A	*	8/1998	Wang et al.	.....	210/222
5,876,593	A	*	3/1999	Liberti et al.	.....	210/95
6,013,532	A	*	1/2000	Liberti et al.	.....	436/526
D421,653	S	*	3/2000	Purcell	.....	D24/231
D435,906	S	*	1/2001	Wilkinson et al.	.....	D24/121
6,241,894	B1	*	6/2001	Briggs et al.	.....	210/695
6,468,432	B1	*	10/2002	Miltenyi et al.	.....	210/695
6,491,917	B1	*	12/2002	Thomas et al.	.....	424/140.1
6,491,918	B1	*	12/2002	Thomas et al.	.....	424/140.1

**OTHER PUBLICATIONS**

EasySep™, Positive Cell Selection Made Simple! Printed from <http://www.stemcell.com> web site on Nov. 6, 2002.

Immunicon separator; public disclosure date of separator unknown.

MiniMacs separator; printed on Aug. 21, 2003; public disclosure date of separator unknown.

MidiMacs separator; printed on Aug. 21, 2003; public disclosure date of separator unknown.

Dynal separator; public disclosure date of separator unknown.

\* cited by examiner

*Primary Examiner*—Martie K. Holtje

(74) *Attorney, Agent, or Firm*—Bereskin & Parr; Micheline Gravelle

(57) **CLAIM**

The ornamental design for a magnetic separator housing, as described and shown.

**DESCRIPTION**

FIG. 1 is a top plan view of the magnetic separator housing; FIG. 2 is a side elevation view thereof, other side is identical;

FIG. 3 is a front elevation view of thereof rear is identical;

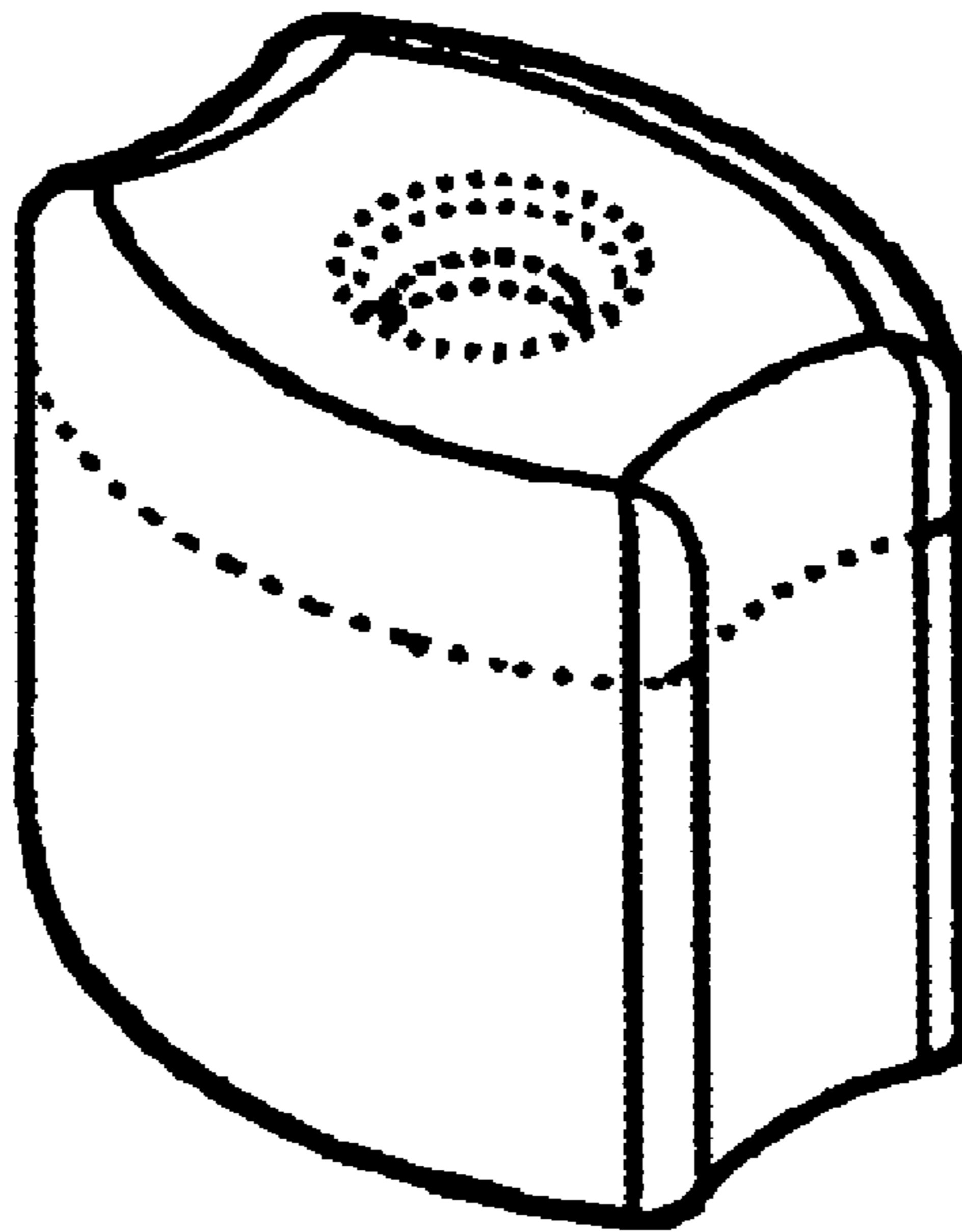
FIG. 4 is a bottom plan view;

FIG. 5 is a perspective view from above; and,

FIG. 6 is a perspective view from below.

In the figures having broken lines, matter shown in broken lines does not form part of the claimed design.

**1 Claim, 1 Drawing Sheet**



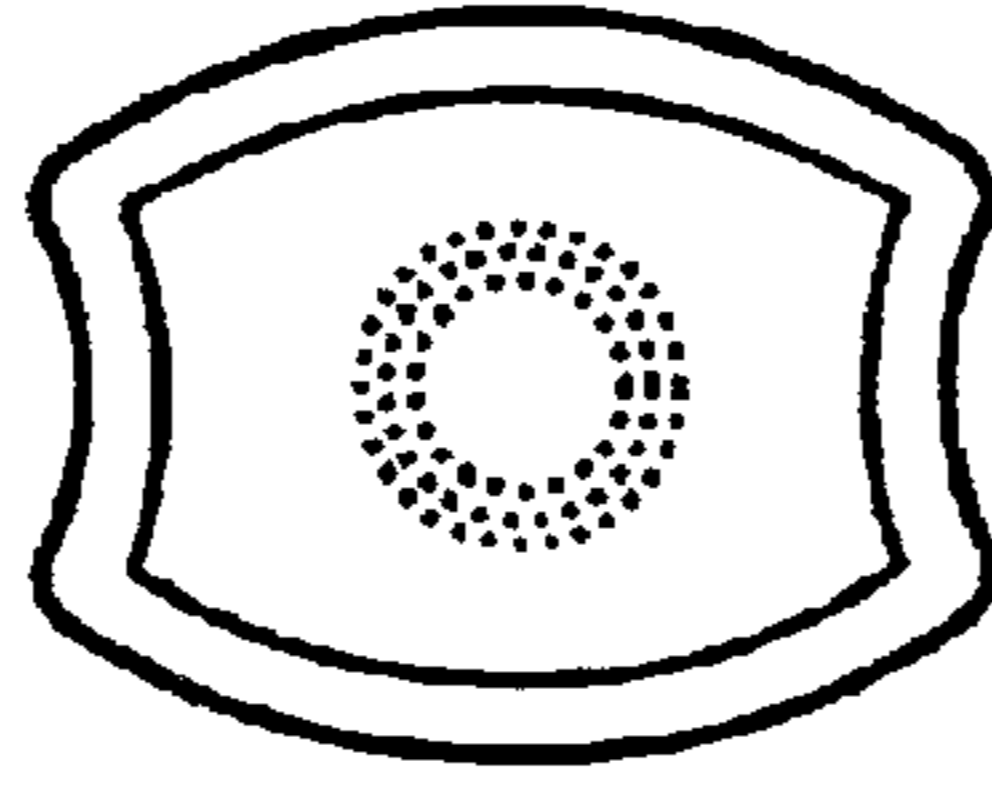


FIG. 1




FIG. 2




FIG. 3

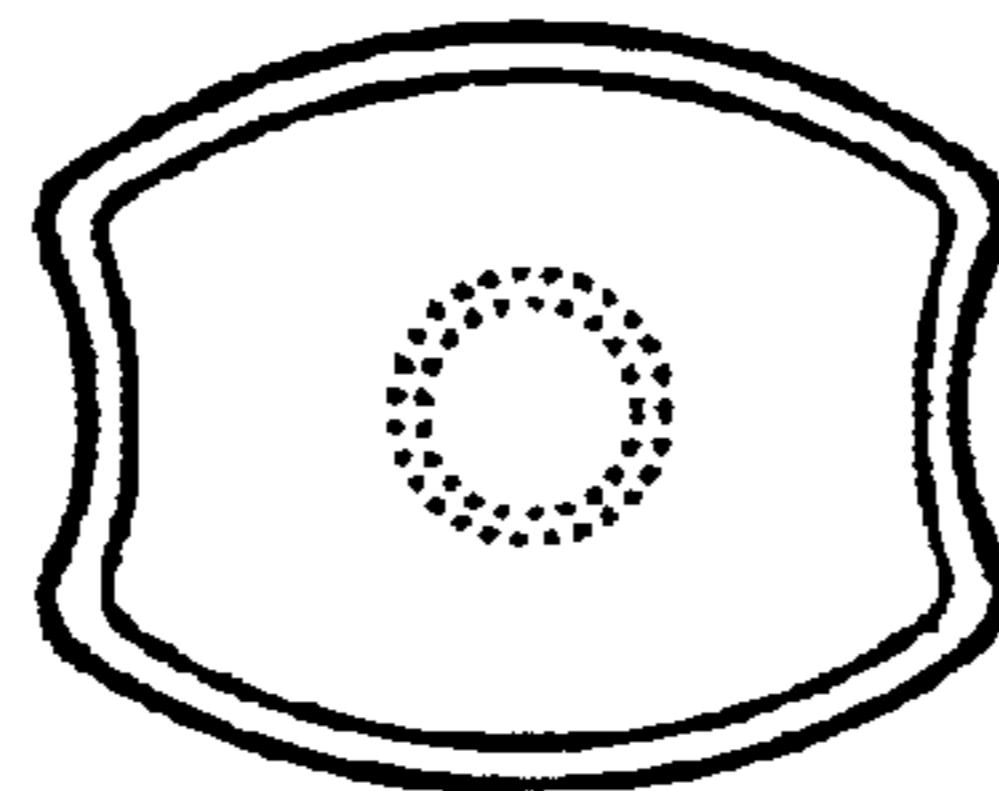


FIG. 4

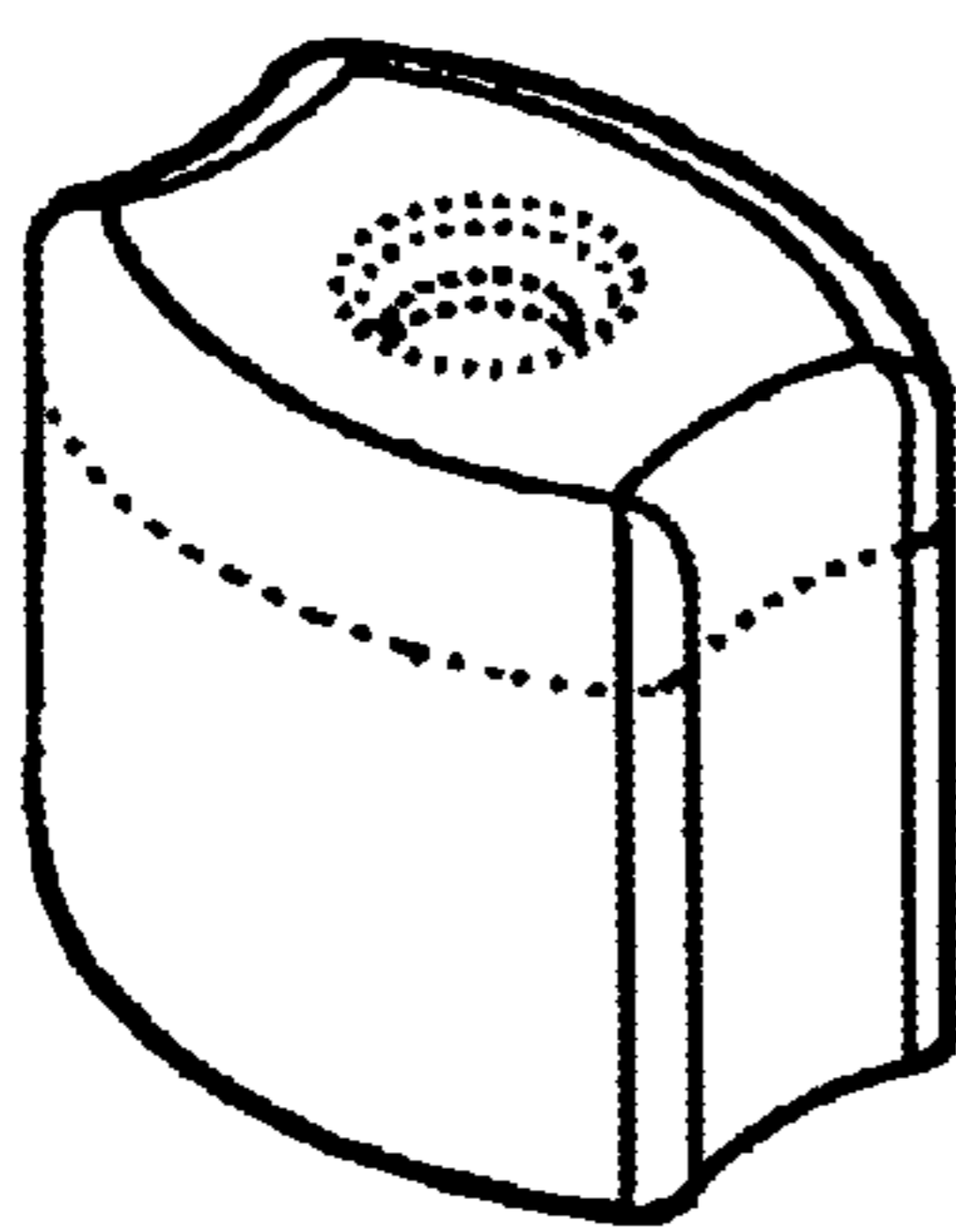


FIG. 5

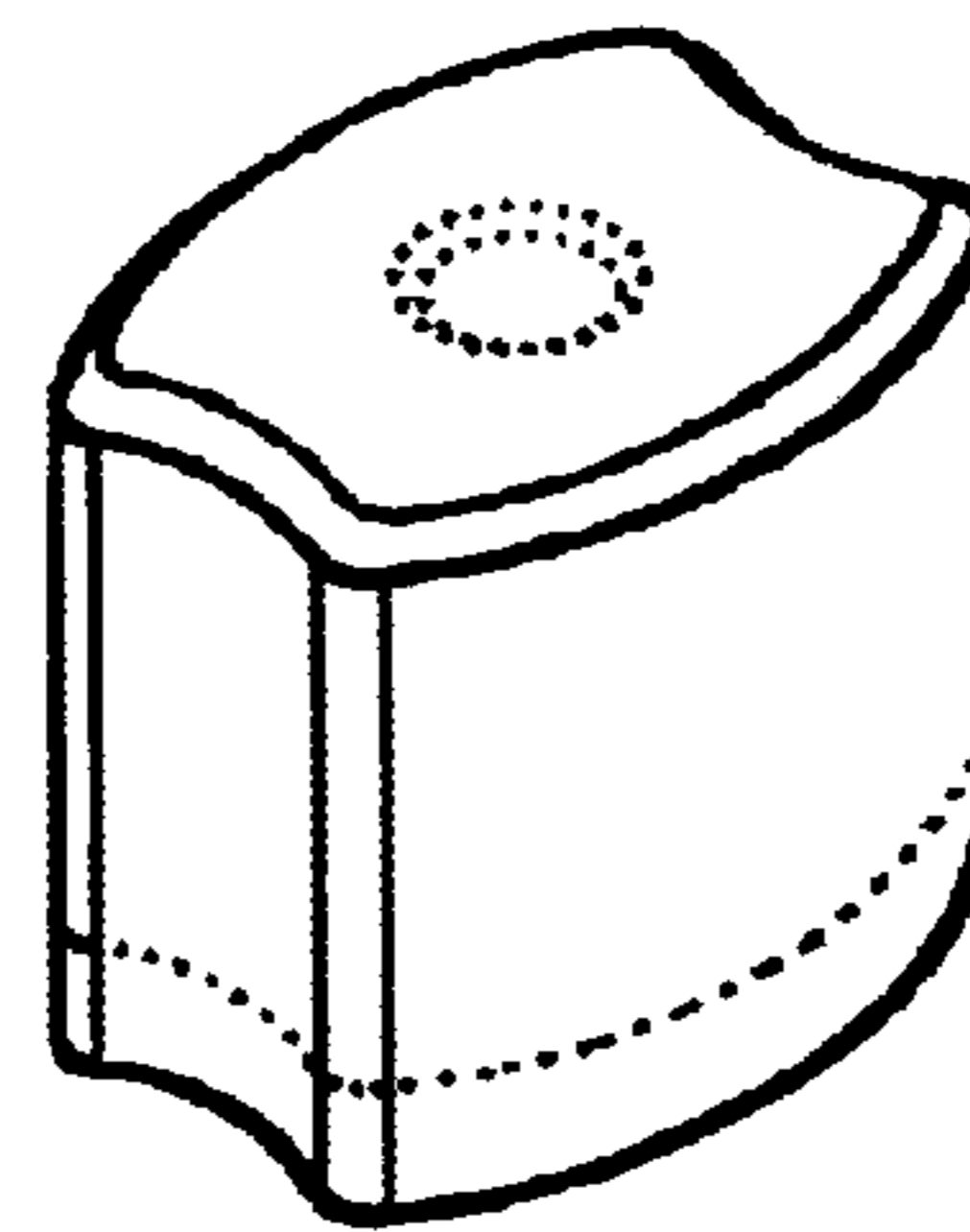


FIG. 6