



US00D490520S

(12) **United States Design Patent**
Hawley et al.

(10) **Patent No.:** **US D490,520 S**

(45) **Date of Patent:** **** May 25, 2004**

(54) **MEDICAL DEVICE FOR INJECTING FLUID
MEDICAMENTS**

(75) Inventors: **Miles Hawley**, London (GB); **Stephens
Sayers**, Buckinghamshire (GB)

(73) Assignee: **Aventis Pharma Deutschland GmbH**
(DE)

(**) Term: **14 Years**

(21) Appl. No.: **29/167,014**

(22) Filed: **Sep. 9, 2002**

(30) **Foreign Application Priority Data**

Mar. 9, 2002 (DE) 4 02 02 271

(51) **LOC (7) Cl.** **24-02**

(52) **U.S. Cl.** **D24/114; D19/51**

(58) **Field of Search** D24/114, 113,
D24/112; D19/43, 55, 51, 56; 604/157,
207, 208, 211, 187, 218, 232

(56) **References Cited**

U.S. PATENT DOCUMENTS

D368,961 S	4/1996	Himbert et al.	
5,728,074 A	3/1998	Castellano et al.	
D407,487 S	* 3/1999	Greubel et al. D24/112
D418,163 S	12/1999	Rosen	
6,001,089 A	12/1999	Burroughs et al.	
6,048,336 A	4/2000	Gabriel	
D426,299 S	6/2000	Bydlon et al.	

6,192,891 B1	*	2/2001	Gravel et al.	604/187
6,221,046 B1		4/2001	Burroughs et al.		
6,277,099 B1	*	8/2001	Strowe et al.	604/207
D453,569 S	*	2/2002	Himbert	D24/112
D460,484 S		7/2002	Bianco, Jr.		
6,419,661 B1		7/2002	Kuhr et al.		
D462,387 S	*	9/2002	Debbas et al.	D19/43
D462,760 S		9/2002	Ahlgrim et al.		
D473,590 S		4/2003	Mittersinker		

* cited by examiner

Primary Examiner—Ian Simmons

(74) *Attorney, Agent, or Firm*—Finnegan, Henderson,
Farabow, Garrett & Dunner, LLP

(57) **CLAIM**

The ornamental design for the medical device for injecting
fluid medicaments, as shown and described.

DESCRIPTION

FIG. 1 is a right-side view of a medical device for injecting
fluid medicaments of our new design, the left-side view
being a mirror image thereof;

FIG. 2 is the right side view of our new design, with an end
cap removed, the portion of the device shown in dashed lines
forming no part of the claimed design;

FIG. 3 is a front view of our new design;

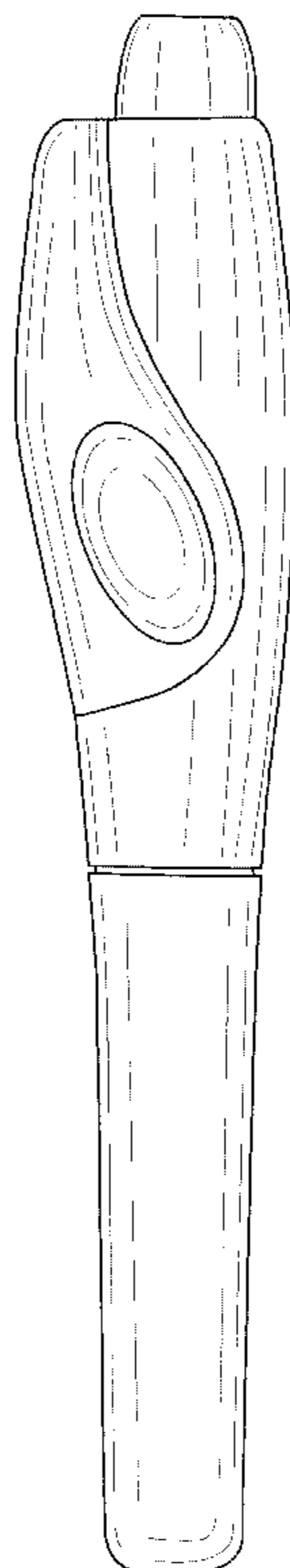
FIG. 4 is a rear view of our new design;

FIG. 5 is a perspective view of our new design;

FIG. 6 is a top view of our new design; and,

FIG. 7 is a bottom view of our new design.

1 Claim, 5 Drawing Sheets



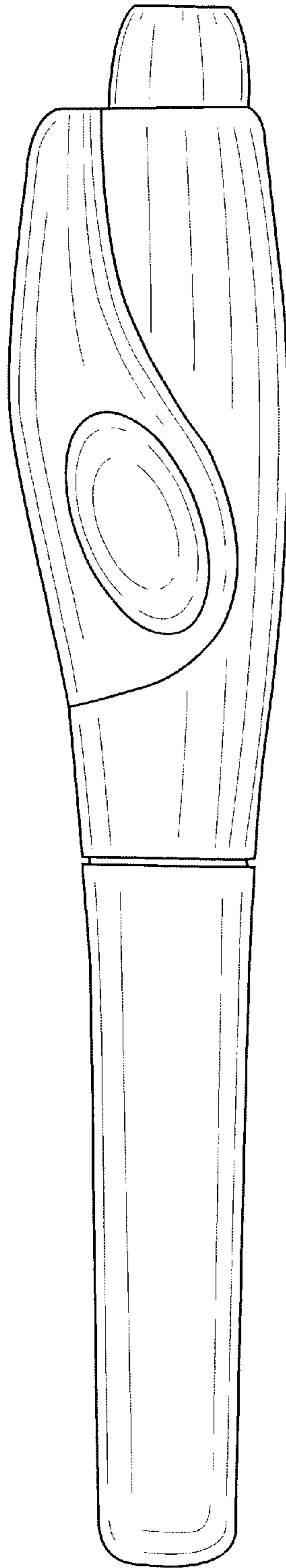


FIG. 1

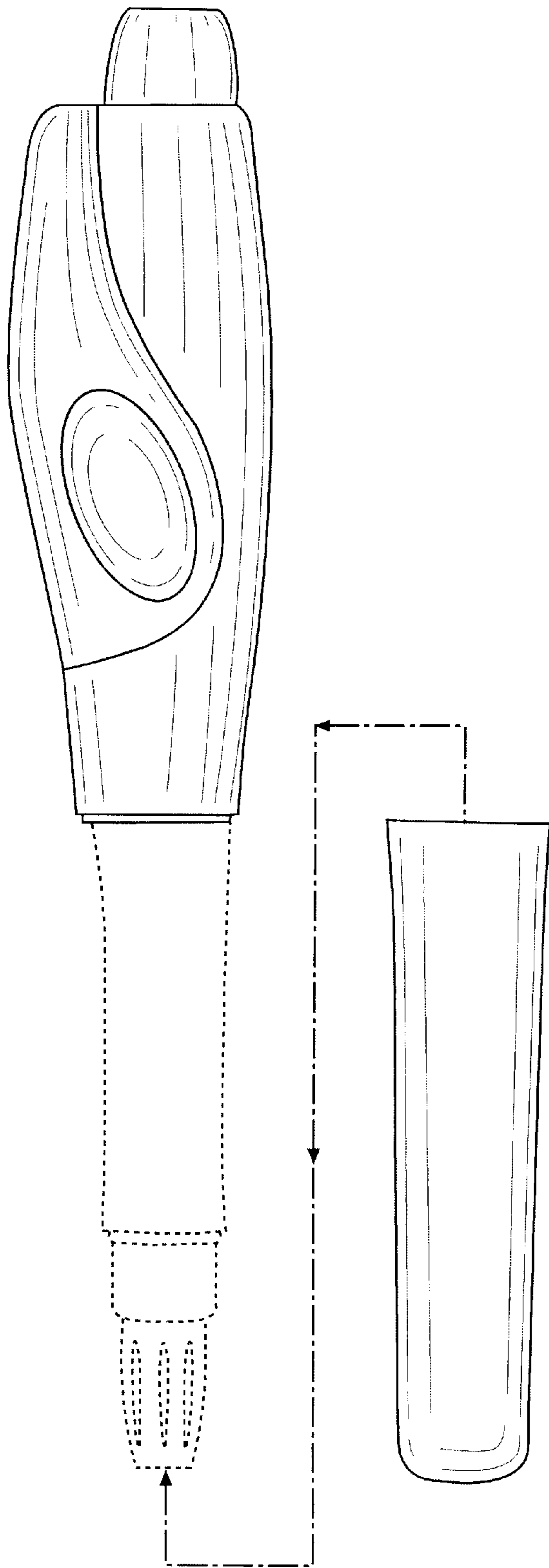


FIG. 2




FIG. 3

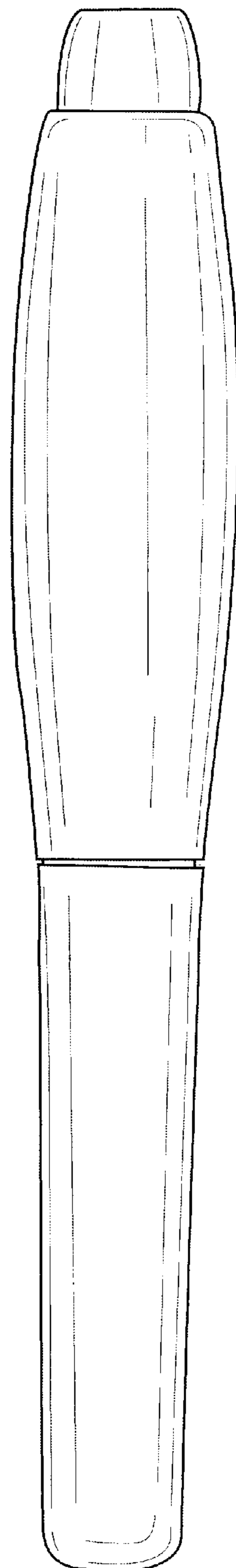


FIG. 4

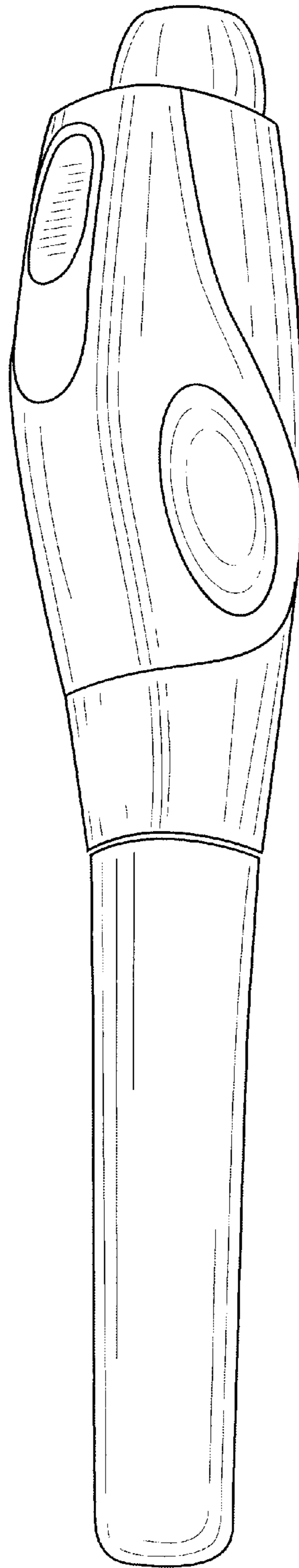


FIG. 5

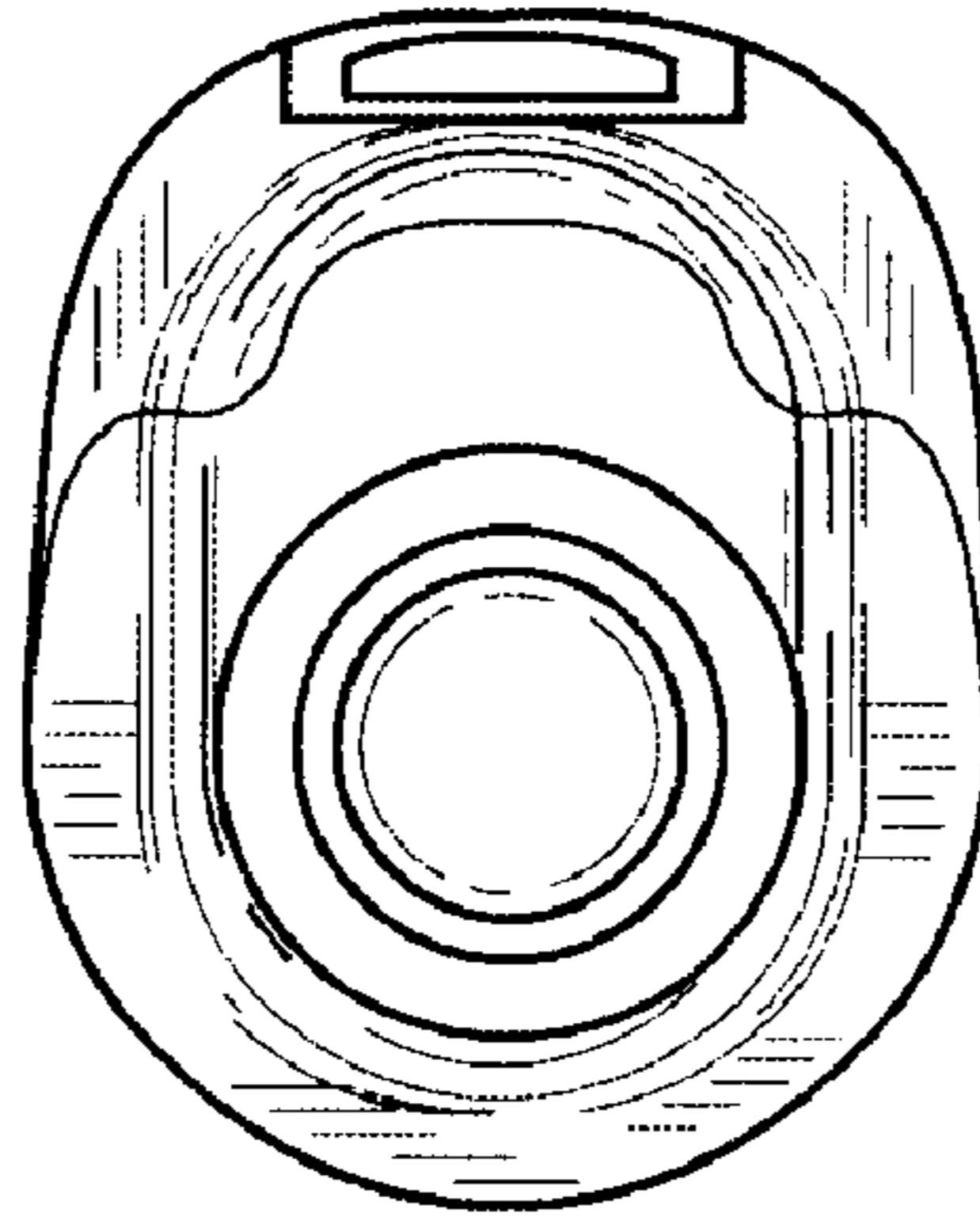


FIG. 6

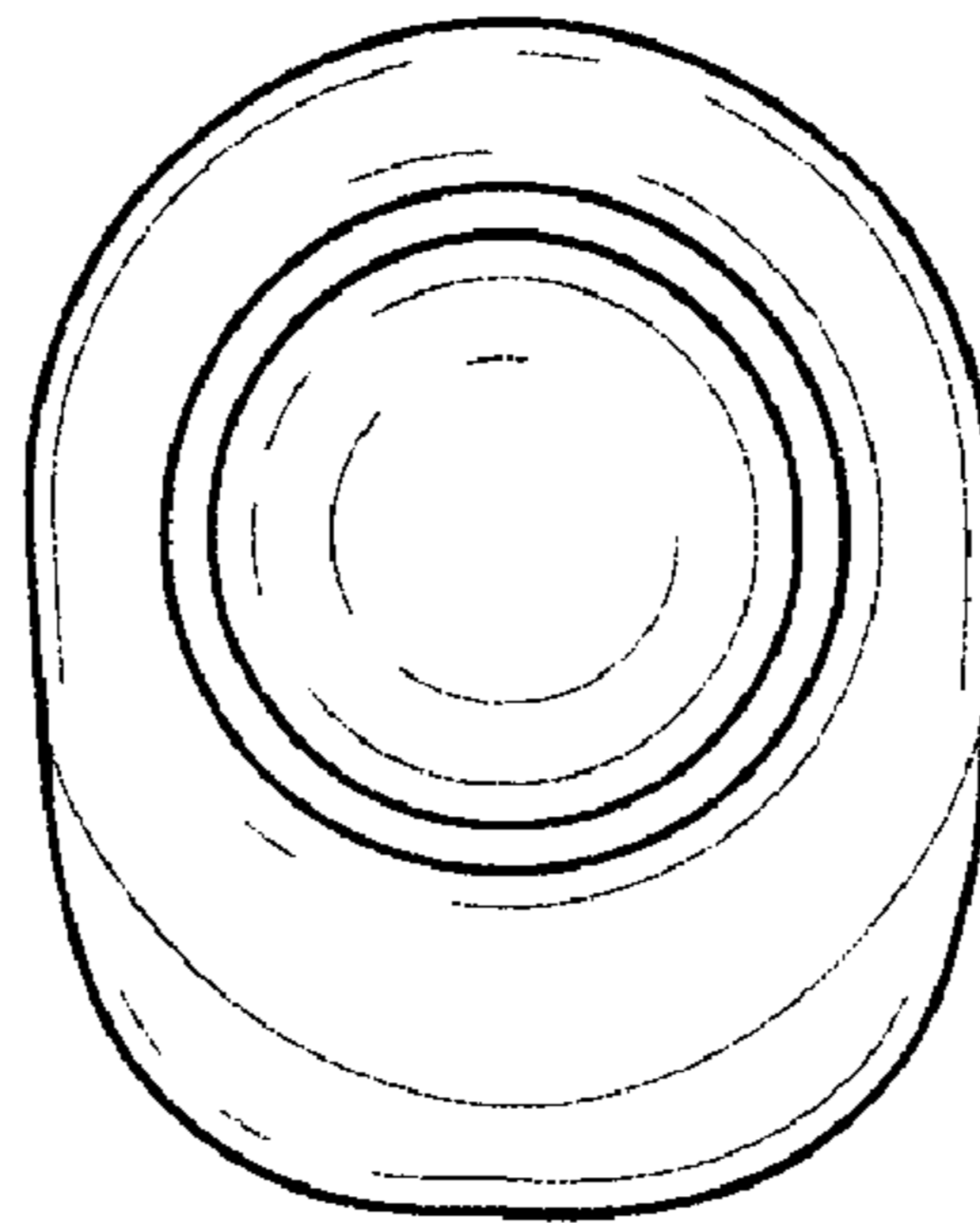


FIG. 7