



US00D490501S

(12) **United States Design Patent**
Ouyoung

(10) **Patent No.:** **US D490,501 S**

(45) **Date of Patent:** **** May 25, 2004**

(54) **HANDLE FOR FAUCETS**

D459,792 S * 7/2002 Lai D23/252
D465,559 S * 11/2002 Chen D23/242

(75) Inventor: **Scott Ouyoung**, Taichung (TW)

* cited by examiner

(73) Assignee: **Globe Union Industrial Corp.**,
Taichung (TW)

Primary Examiner—Louis S. Zarfes
Assistant Examiner—Gregory Andoll

(**) Term: **14 Years**

(74) *Attorney, Agent, or Firm*—Leong C. Lei

(21) Appl. No.: **29/170,865**

(57) **CLAIM**

(22) Filed: **Nov. 14, 2002**

The ornamental design for a handle for faucets, as shown and described.

(51) **LOC (7) Cl.** **23-01**

DESCRIPTION

(52) **U.S. Cl.** **D23/252**

(58) **Field of Search** D23/238–243,
D23/245, 250–257; D8/300–322, 350–353,
DIG. 3; 16/110.1; 4/675–678; 137/801

FIG. 1 is a perspective view of a handle for faucets showing my new design;

FIG. 2 is a front side elevation view thereof;

FIG. 3 is a left side elevation view thereof;

FIG. 4 is a right side elevation view thereof;

FIG. 5 is a rear side elevation view thereof;

FIG. 6 is a top plan view thereof; and,


FIG. 7 is a bottom plan view thereof.

(56) **References Cited**

U.S. PATENT DOCUMENTS

D407,466 S * 3/1999 Hundley et al. D23/252
D458,347 S * 6/2002 Mullenmeister D23/252

1 Claim, 4 Drawing Sheets






FIG. 1

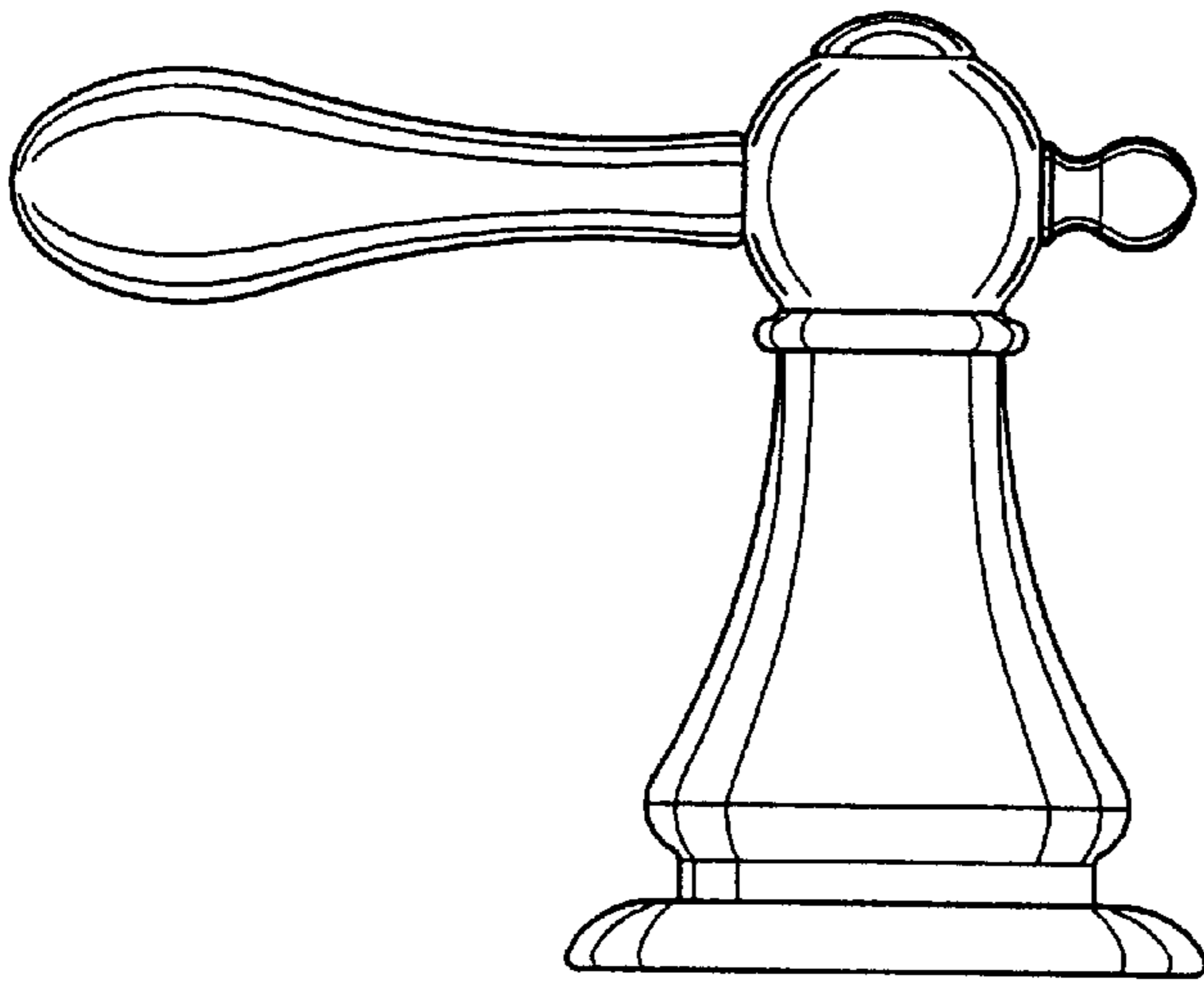


FIG. 2

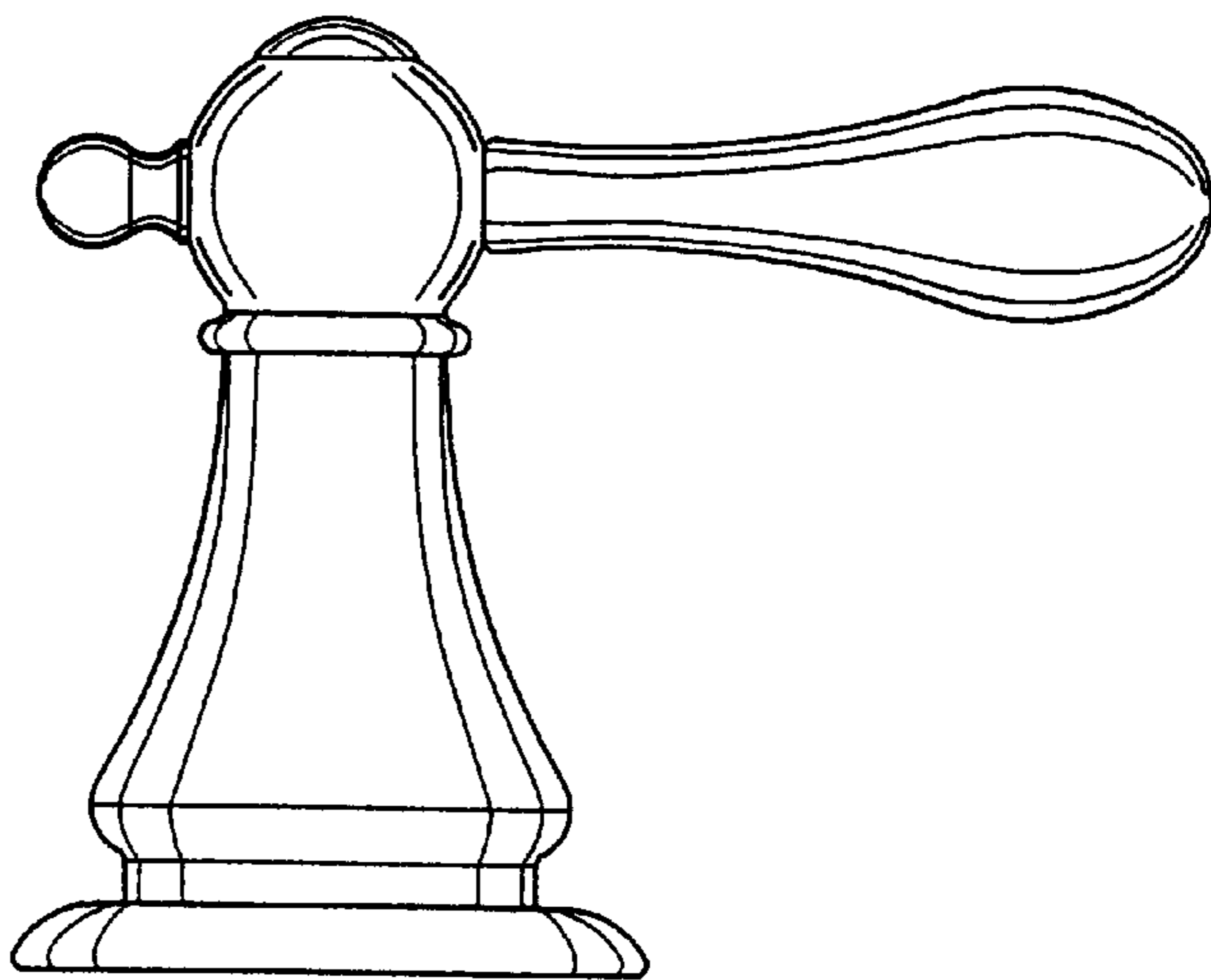


FIG. 5




FIG. 3




FIG. 4




FIG. 6

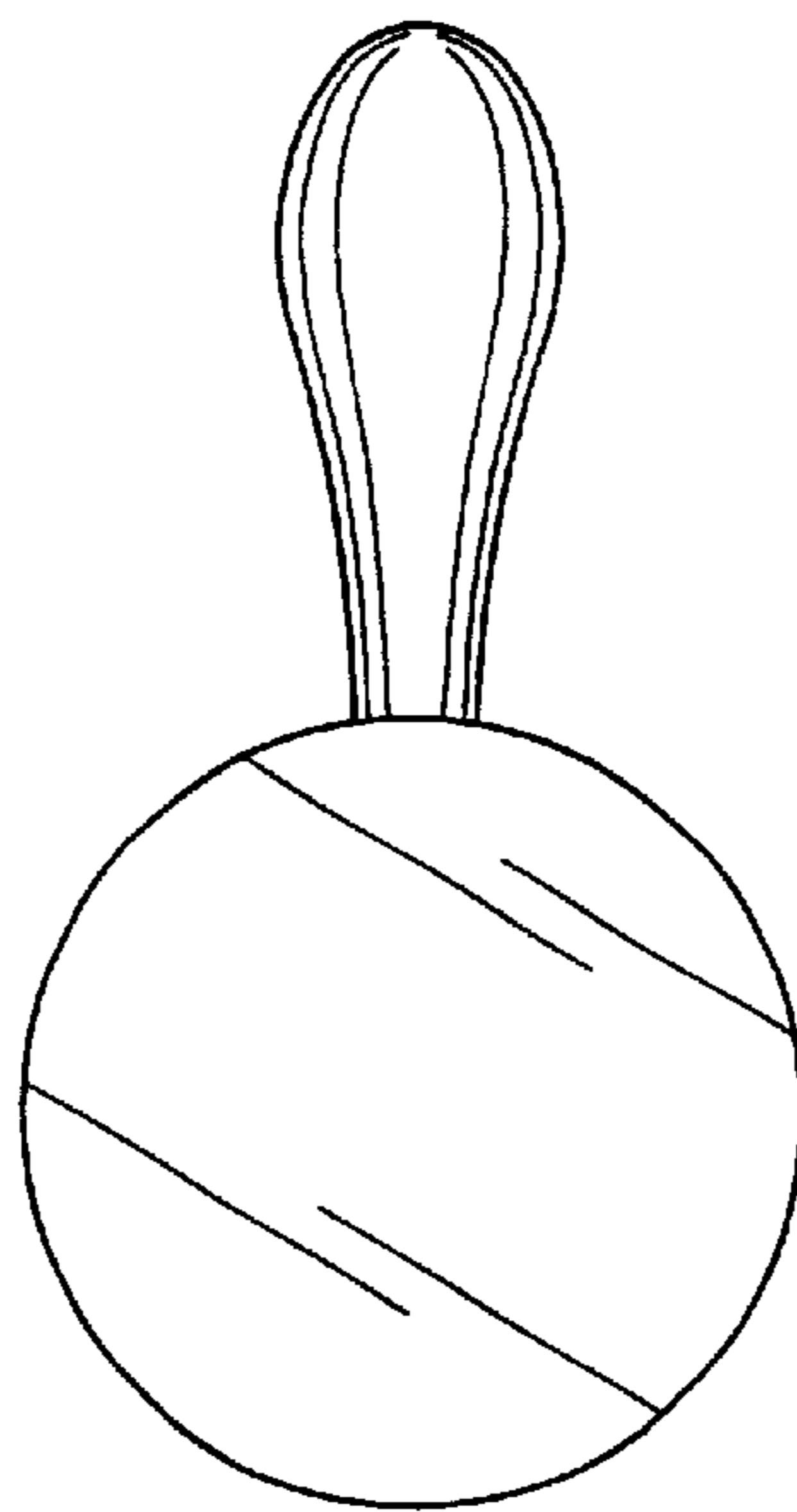


FIG. 7