



US00D490479S

(12) **United States Design Patent**
Seelig et al.

(10) **Patent No.:** **US D490,479 S**

(45) **Date of Patent:** **** *May 25, 2004**

(54) **GAMING DEVICE DISPLAY**

(75) Inventors: **Jerald C. Seelig**, Absecon, NJ (US);
Lawrence M. Henshaw, Hammonton,
NJ (US)

(73) Assignee: **Atlantic City Coin & Slot Service
Company, Inc.**, Pleasantville, NJ (US)

(*) Notice: This patent is subject to a terminal dis-
claimer.

(**) Term: **14 Years**

(21) Appl. No.: **29/167,462**

(22) Filed: **Sep. 12, 2002**

(51) **LOC (7) Cl.** **21-03**

(52) **U.S. Cl.** **D21/370; D14/143**

(58) **Field of Search** D14/140, 144-145;
D21/325, 329, 369-371, 374, 385; 273/138.1;
463/16-17, 20, 46-47

(56) **References Cited**

U.S. PATENT DOCUMENTS

D260,769 S * 9/1981 Thomas D14/143

D390,224 S * 2/1998 DeArkland D14/146
D429,711 S * 8/2000 Afshar-Ghochani D14/146
D467,623 S * 12/2002 Seelig et al. D21/370
D473,900 S * 4/2003 Seelig et al. D21/370

* cited by examiner

Primary Examiner—Sandra L. Morris

(74) *Attorney, Agent, or Firm*—Ryan A. Heck; Ian F. Burns
& Associates

(57) **CLAIM**

The ornamental design for a gaming device display, as
shown and described.

DESCRIPTION

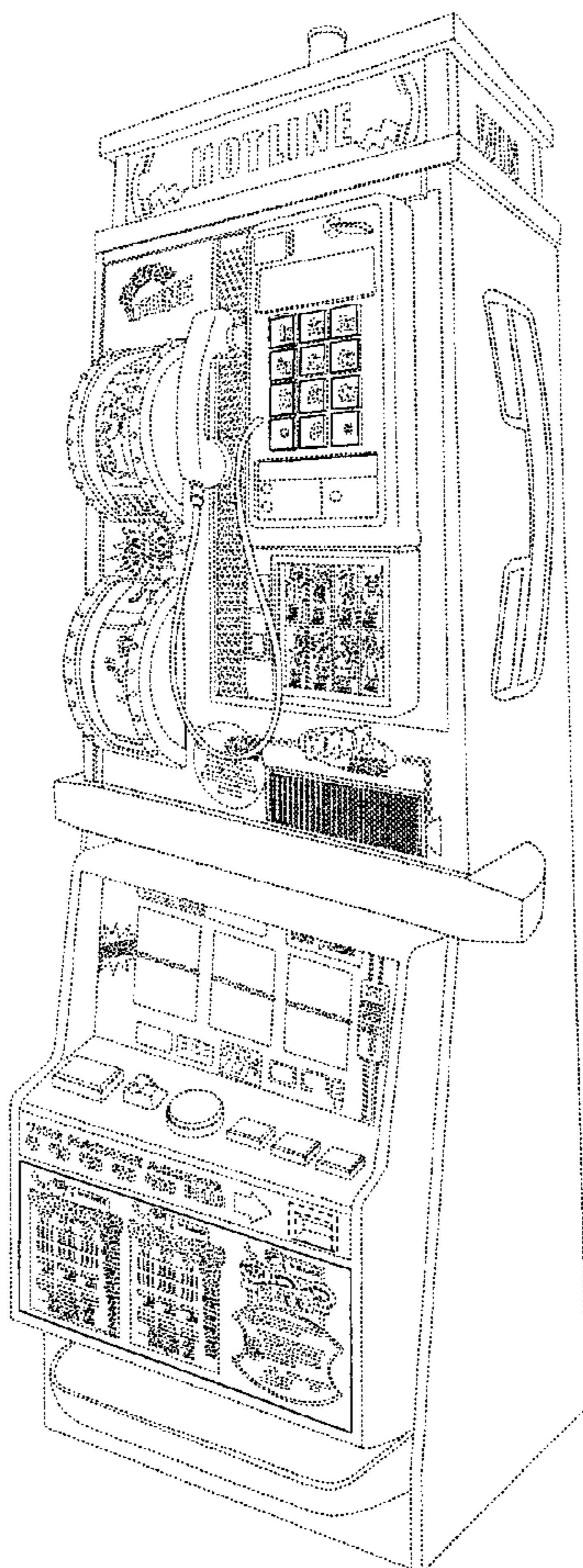
FIG. 1 is a perspective view of the gaming device display.

FIG. 2 is a front elevational view of the gaming device
display; and,

FIG. 3 is a left side view of the gaming device display.

Broken lines illustrate features or environmental compo-
nents that are not part of the design sought to be patented.

1 Claim, 3 Drawing Sheets



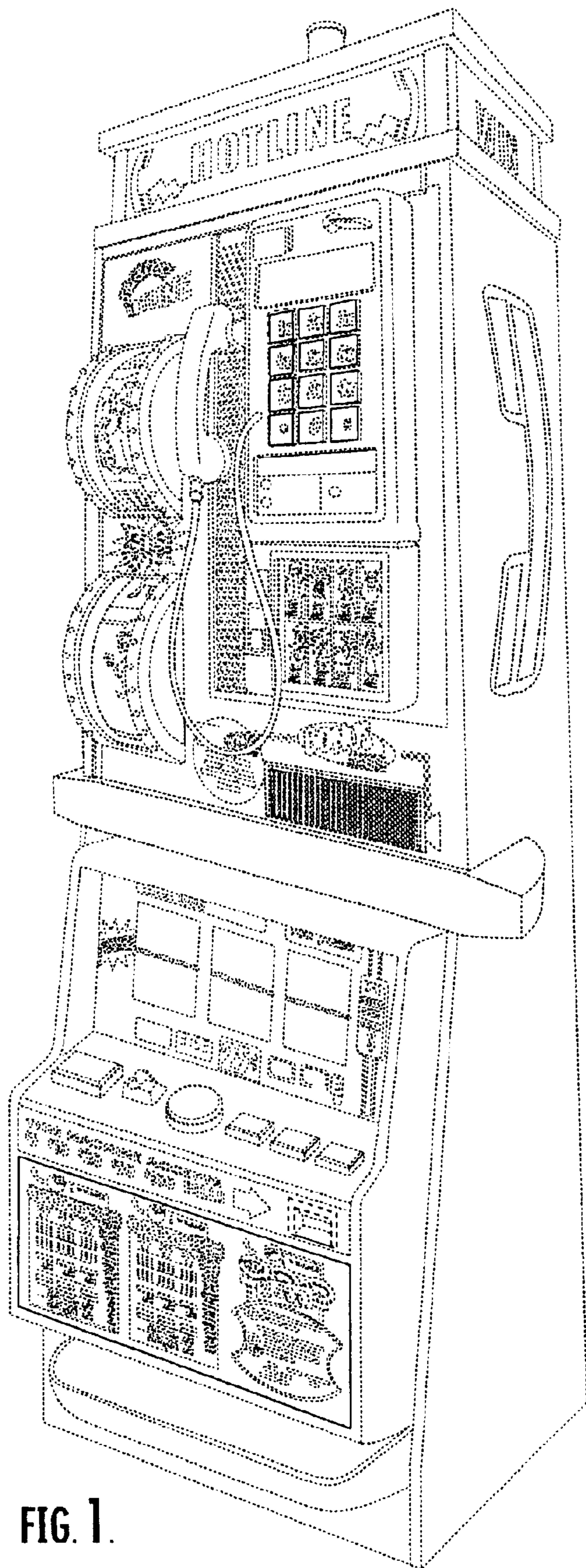


FIG. 1.

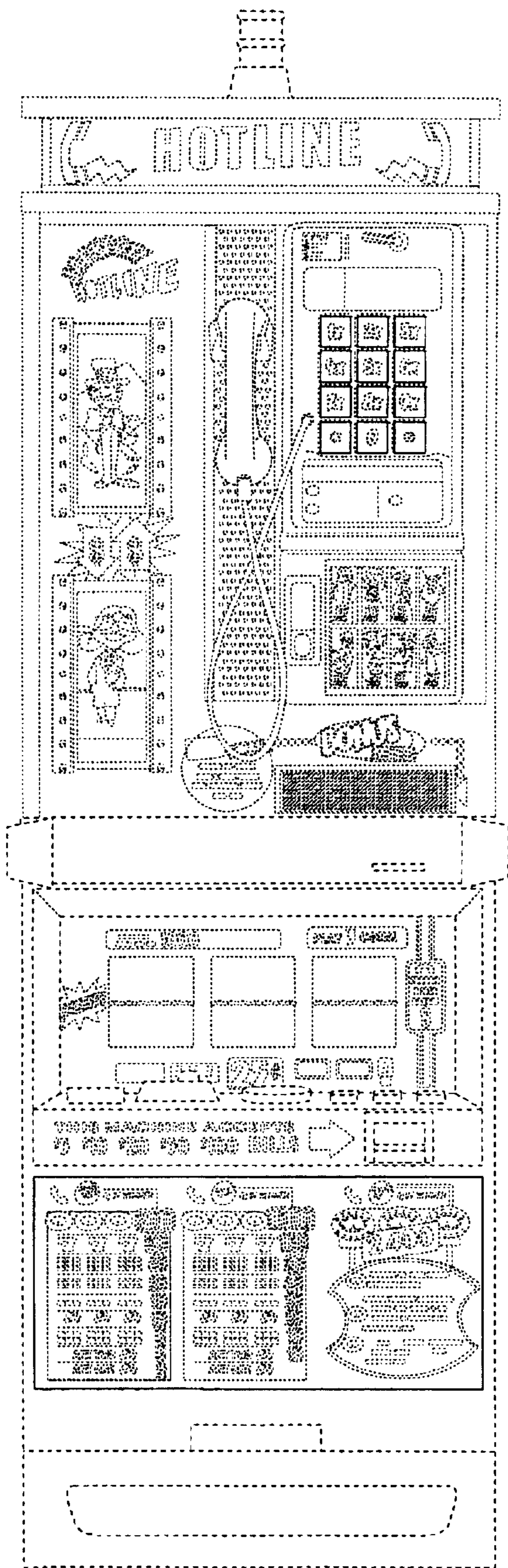


FIG. 2.

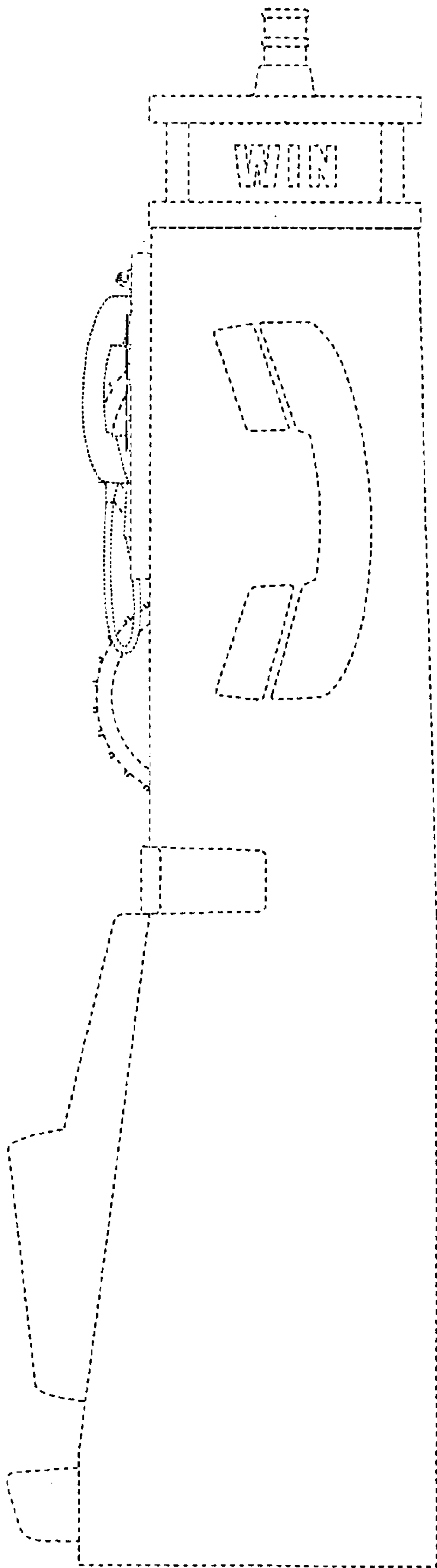


FIG. 3.