



US00D490474S

(12) **United States Design Patent**  
**Gibson**

(10) **Patent No.:** **US D490,474 S**

(45) **Date of Patent:** **\*\* May 25, 2004**

(54) **FUNERAL SIGN**

(76) **Inventor:** **Raymond W. Gibson**, 1913 Meyers Pl.,  
Oklahoma City, OK (US) 73111

(\*\*) **Term:** **14 Years**

(21) **Appl. No.:** **29/173,555**

(22) **Filed:** **Dec. 31, 2002**

(51) **LOC (7) Cl.** ..... **20-03**

(52) **U.S. Cl.** ..... **D20/10**

(58) **Field of Search** ..... D11/131-3, 138,  
D11/140, 157; D20/10-11, 13-14, 19, 23-4,  
99, 27; D12/193; 40/200, 204-6, 208-9,  
591; 428/913.3, 914

(56) **References Cited**

**U.S. PATENT DOCUMENTS**

1,690,156 A \* 11/1928 Arnold et al. .... 40/591  
D203,738 S \* 2/1966 Brazie ..... D20/13  
D293,339 S \* 12/1987 Evenson ..... D20/10

D331,944 S \* 12/1992 Ortiz ..... D20/10  
D333,320 S \* 2/1993 Chick ..... D20/11  
D379,200 S \* 5/1997 Nelson ..... D20/42  
D414,516 S \* 9/1999 Lopez ..... D20/10  
D476,691 S \* 7/2003 Geyer ..... D20/10

\* cited by examiner

*Primary Examiner*—Robert M. Spear

(57) **CLAIM**

The ornamental design for a funeral sign, as shown and described.

**DESCRIPTION**

FIG. 1 is a front elevational view of a funeral sign showing my new design;  
FIG. 2 is a rear elevational view thereof;  
FIG. 3 is a side view, taken from the left side of FIG. 1, the right side view being a mirror image thereof; and,  
FIG. 4 is a top plan view thereof; the bottom plan view being a mirror image thereof.

**1 Claim, 3 Drawing Sheets**






FIG. 1




FIG. 2




FIG. 3



FIG. 4