



US00D490466S

(12) **United States Design Patent**
Finney et al.

(10) **Patent No.:** **US D490,466 S**

(45) **Date of Patent:** **** May 25, 2004**

(54) **CLIP FOR A WRITING INSTRUMENT**

(75) Inventors: **Mark D. Finney**, Evanston, IL (US);
Eliot Kim, Chicago, IL (US); **Steve**
McPhilliamy, Chicago, IL (US)

(73) Assignee: **Sanford, L.P.**, Bellwood, IL (US)

(**) Term: **14 Years**

(21) Appl. No.: **29/179,429**

(22) Filed: **Apr. 9, 2003**

(51) **LOC (7) Cl.** **19-06**

(52) **U.S. Cl.** **D19/56; D19/42**

(58) **Field of Search** D19/35, 36, 41-51,
D19/53-58, 81-85; 401/98, 99-102, 103-110,
111-117, 202, 213, 243-247, 262; 24/10 R,
11 R, 11 F, 11 PP

(56) **References Cited**

U.S. PATENT DOCUMENTS

D88,821 S	*	12/1932	Platt et al.	D19/56
D258,220 S	*	2/1981	Oka	D19/56
D273,017 S	*	3/1984	Bertrac	D19/49
D339,378 S	*	9/1993	Verhaegue	D19/51
D378,763 S	*	4/1997	Hollington	D19/51
D416,580 S	*	11/1999	Andrews et al.	D19/56
D438,247 S	*	2/2001	Polidoro	D19/56

OTHER PUBLICATIONS

U.S. patent application Ser. No. 29/179,214, Finney, et al.,
filed Apr. 7, 2003.

U.S. patent application Ser. No. 29/179,215, Andrews, et al.,
filed Apr. 7, 2003.

U.S. patent application Ser. No. 29/179,377, Finney, et al.,
filed Apr. 9, 2003.

U.S. patent application Ser. No. 29/179,380, Finney, et al.,
filed Apr. 9, 2003.

U.S. patent application Ser. No. 29/182,628, Finney, et al.,
filed May 29, 2003.

* cited by examiner

Primary Examiner—Martie K. Holtje

(74) *Attorney, Agent, or Firm*—Marshall, Gerstein & Borun
LLP

(57) **CLAIM**

The ornamental design for a “clip for a writing instrument”,
as shown and described.

DESCRIPTION

FIG. 1 is a right side perspective view taken from the bottom
showing our new design;

FIG. 2 is a front elevational view thereof;

FIG. 3 is a right side elevational view, the left side being a
mirror image thereof;

FIG. 4 is a right side perspective view taken from above
thereof;

FIG. 5 is a left side perspective view taken from above
thereof; and,

FIG. 6 is a left side perspective view taken from the rear
thereof.

1 Claim, 5 Drawing Sheets

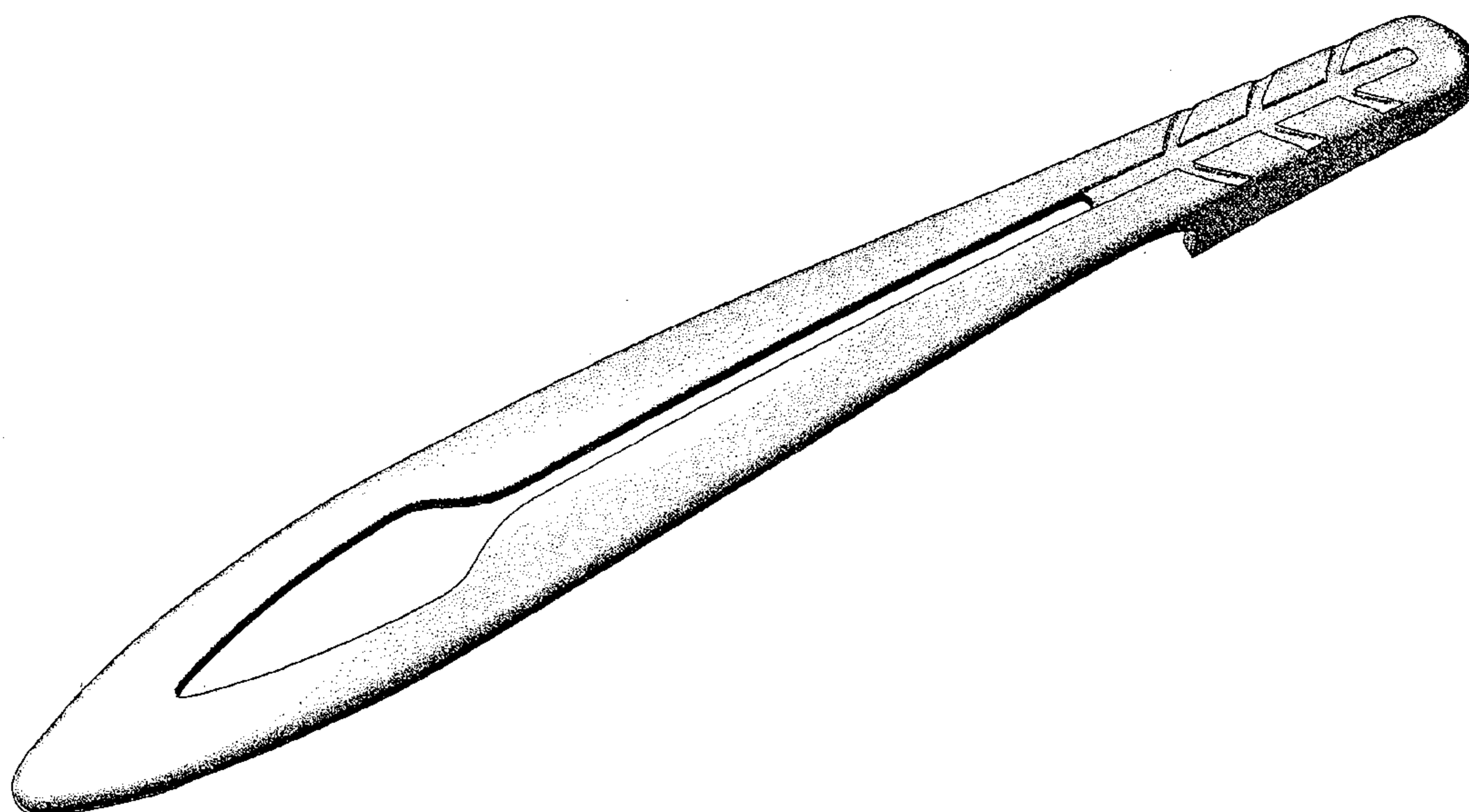
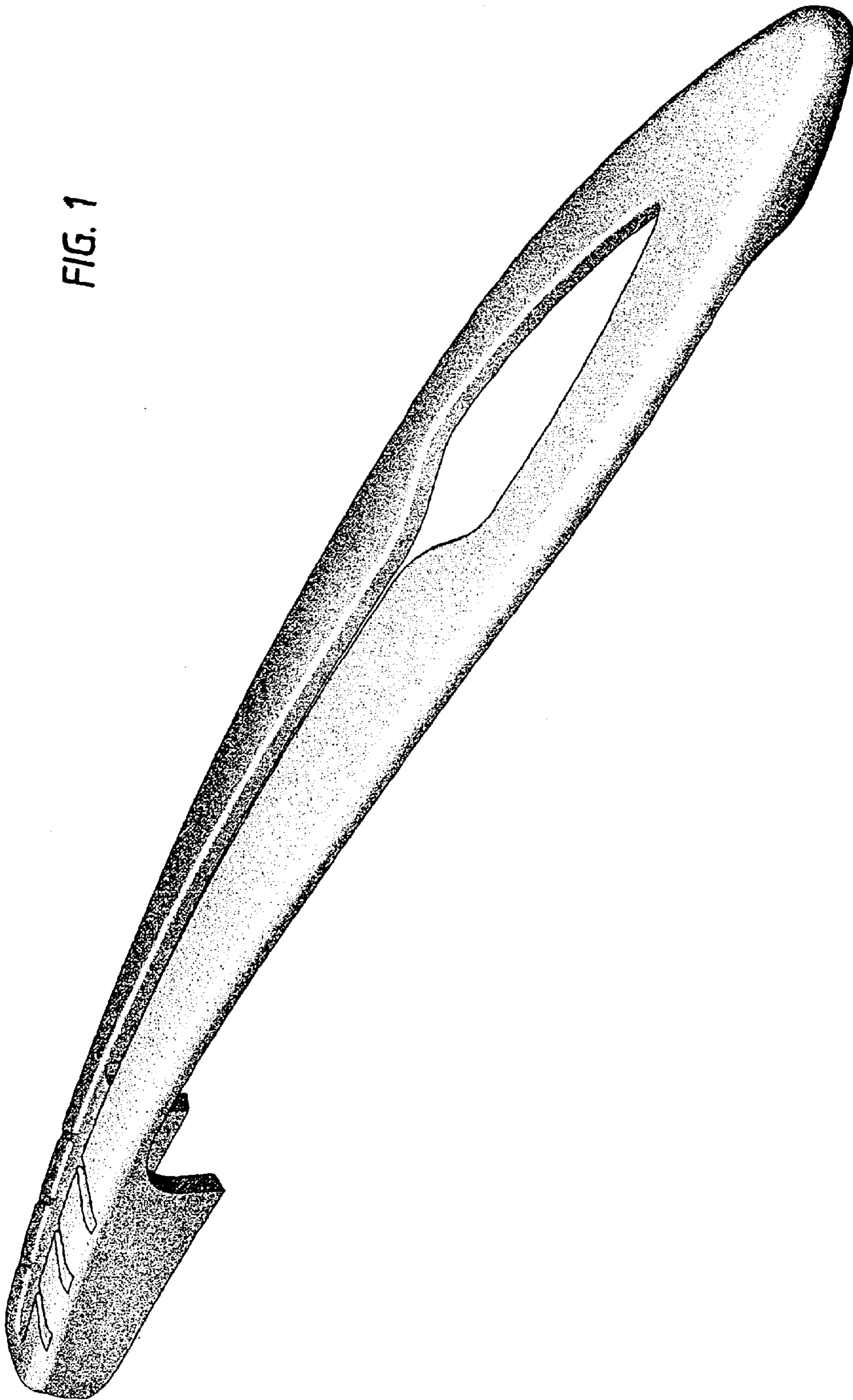


FIG. 1



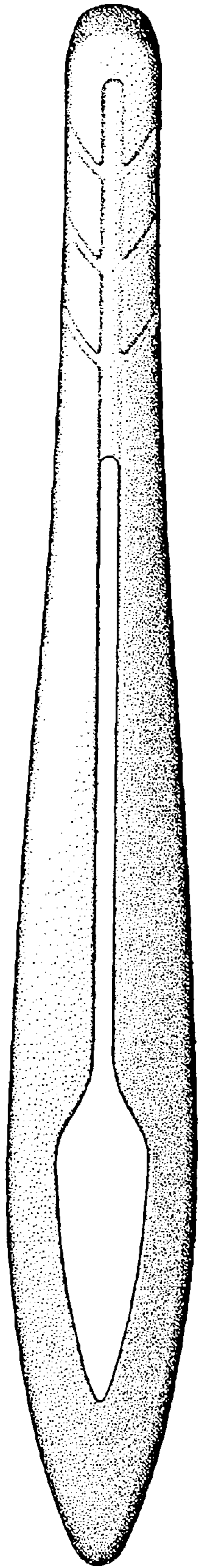


FIG. 2




FIG. 3

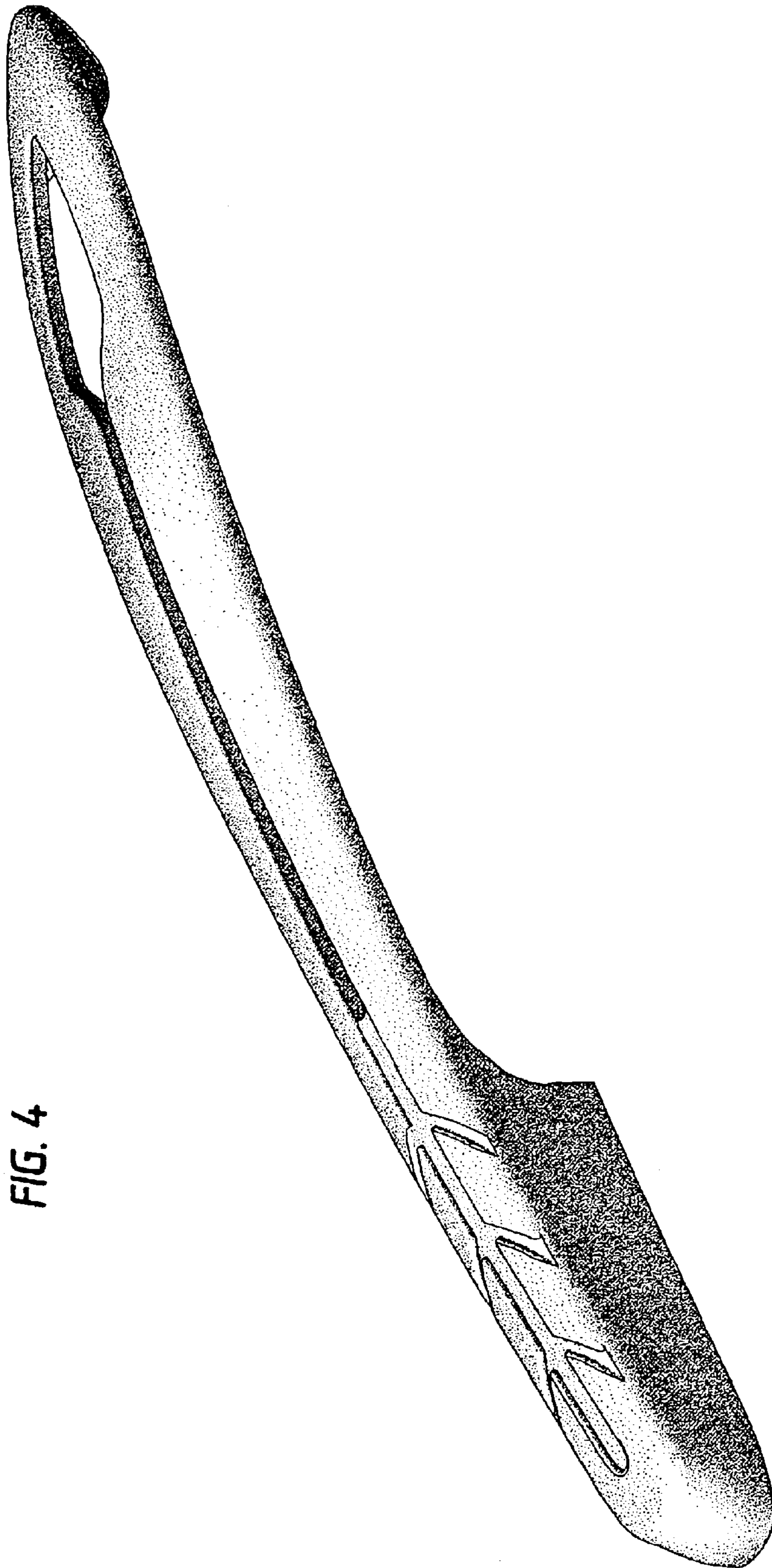


FIG. 4

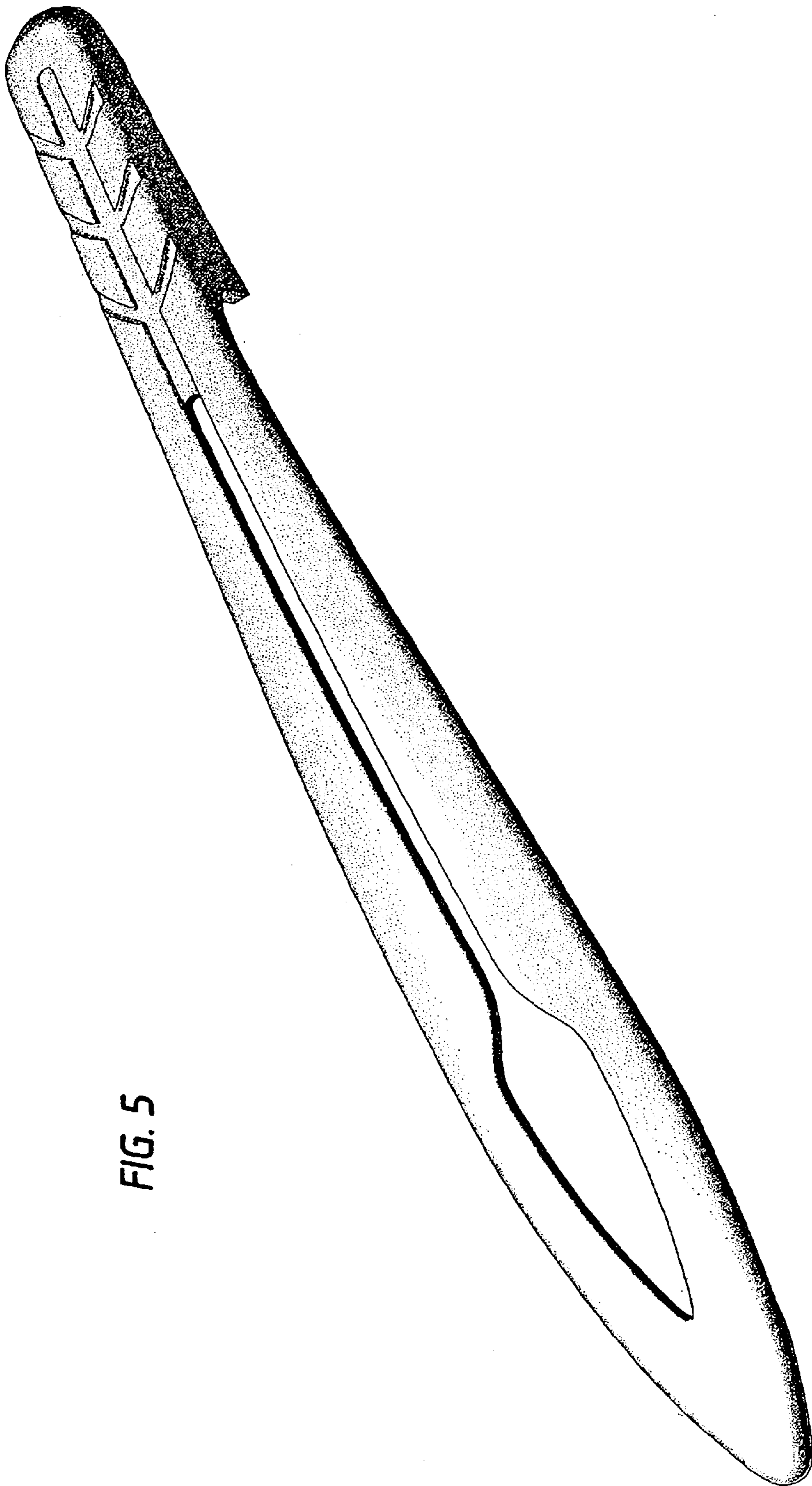


FIG. 5

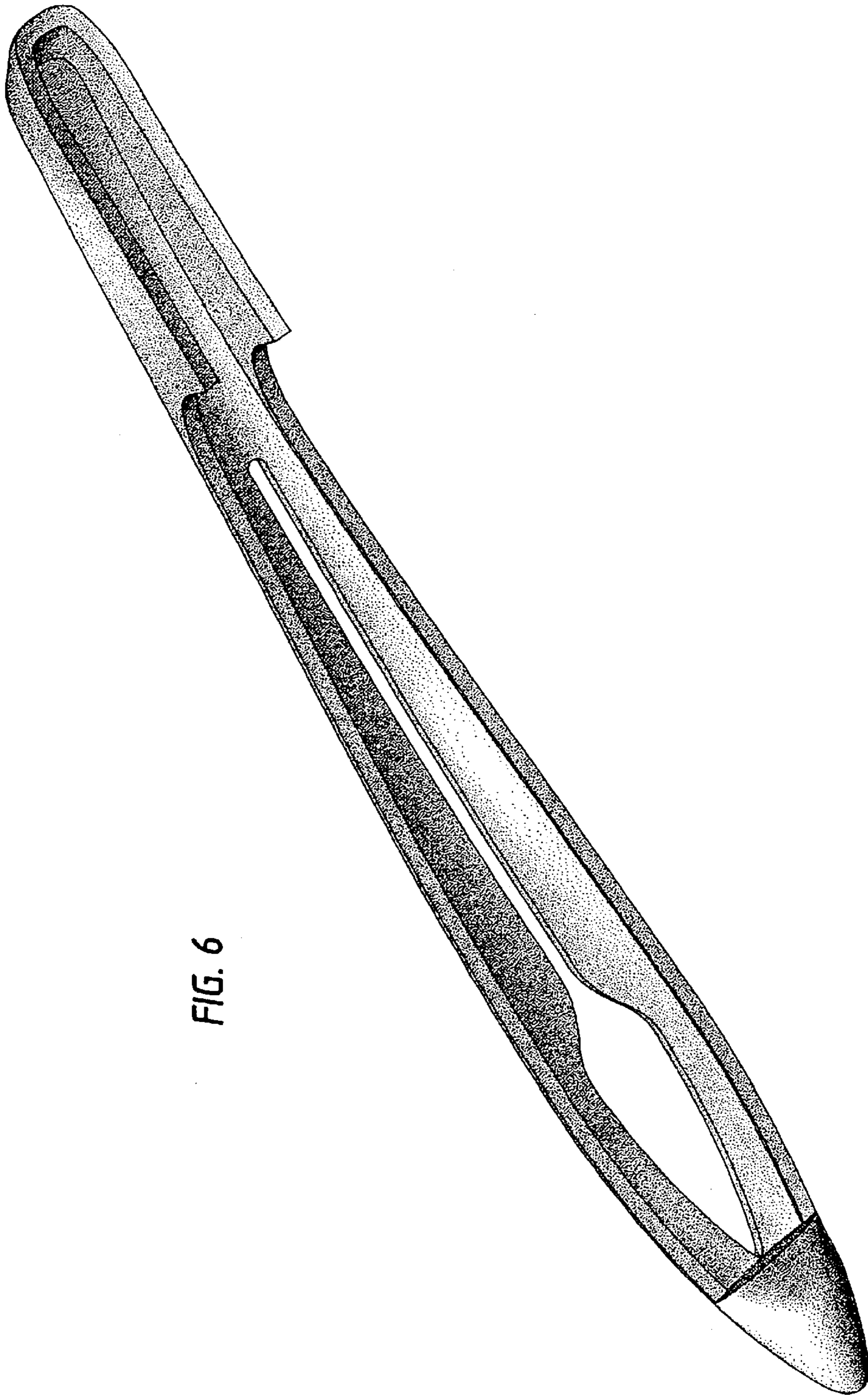


FIG. 6