



US00D490465S

(12) **United States Design Patent**
Qiu

(10) **Patent No.:** **US D490,465 S**

(45) **Date of Patent:** **** May 25, 2004**

(54) **PEN**
(75) **Inventor:** **Zhiming Qiu**, Ningbo (CN)
(73) **Assignee:** **Ningbo Beifa Group Co., Ltd.**, Ningbo (CN)

(**) **Term:** **14 Years**

(21) **Appl. No.:** **29/188,889**

(22) **Filed:** **Aug. 26, 2003**

(30) **Foreign Application Priority Data**

May 20, 2003 (CN) 03 3 48627

(51) **LOC (7) Cl.** **19-06**

(52) **U.S. Cl.** **D19/50; D19/55; D19/56**

(58) **Field of Search** D19/35, 36, 41-51,
D19/53-58, 81-85; 401/6, 7, 88, 99-101,
103-106, 107-117, 209; 24/10 R, 11 R,
11 F, 11 PP

(56) **References Cited**

U.S. PATENT DOCUMENTS

D398,494 S * 9/1998 Bickford et al. D19/47 X

D441,017 S * 4/2001 Gault et al. D19/50
6,273,626 B1 * 8/2001 Yazawa 401/6
D463,491 S * 9/2002 Hwang D19/48
D464,083 S * 10/2002 Yoon D19/51
D480,756 S * 10/2003 Hwang D19/48

* cited by examiner

Primary Examiner—Martie K. Holtje

(74) *Attorney, Agent, or Firm*—Christensen O'Connor Johnson Kindness PLLC

(57) **CLAIM**

The ornamental design for a pen, as shown and described.

DESCRIPTION

FIG. 1 is a front right perspective view of a pen showing my new design;

FIG. 2 is a rear right perspective view thereof;

FIG. 3 is a right elevation view thereof;

FIG. 4 is a bottom plan view thereof;

FIG. 5 is a front elevation view thereof;

FIG. 6 is a left elevation view thereof;

FIG. 7 is a top plan view thereof; and,

FIG. 8 is a rear plan elevation thereof.

1 Claim, 3 Drawing Sheets

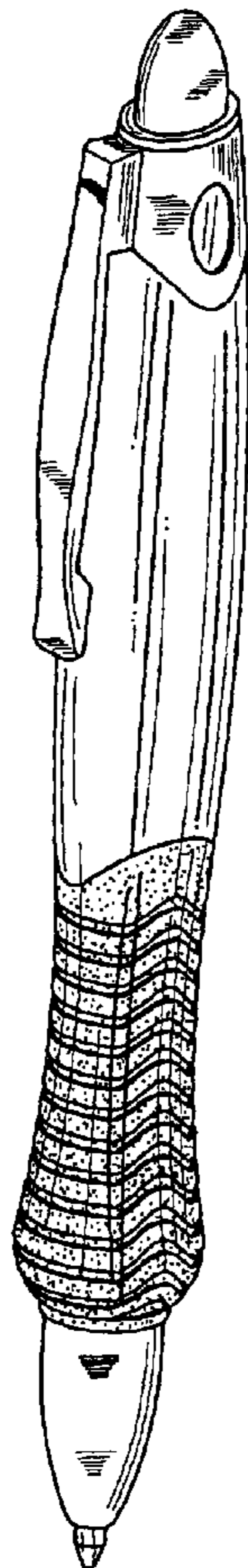


Fig. 1.

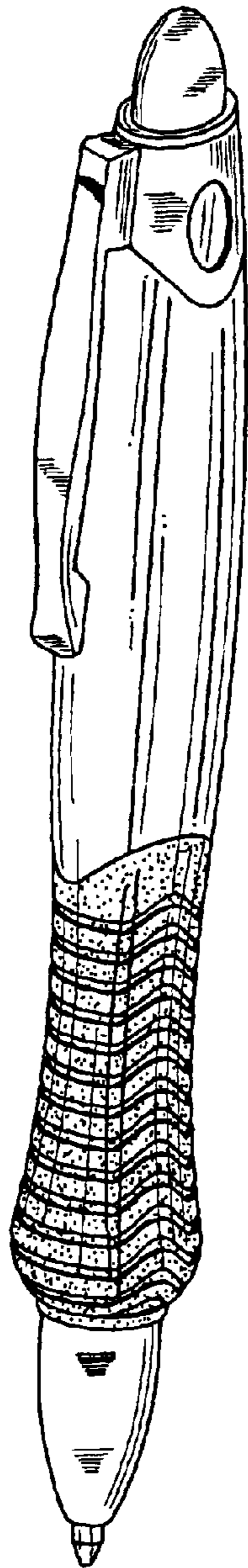


Fig. 2.

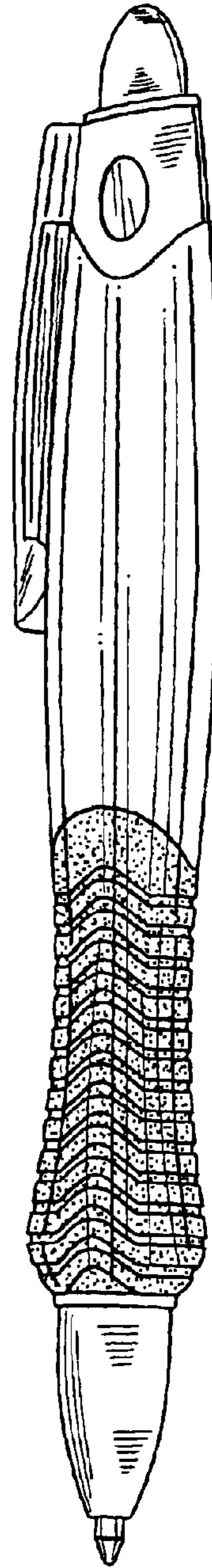




Fig. 4.

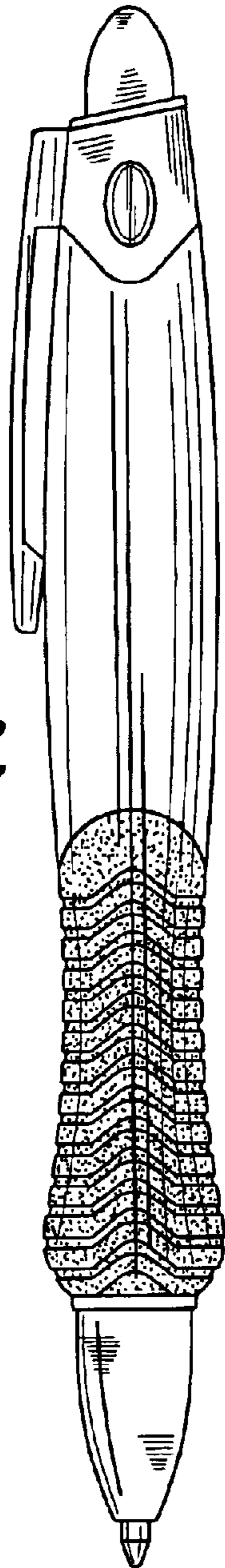


Fig. 3.

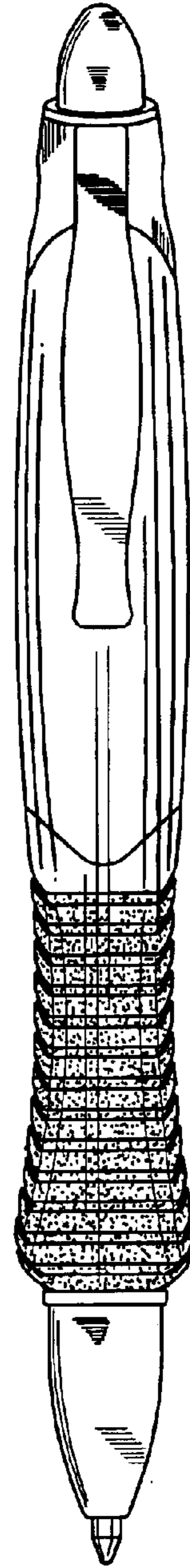


Fig. 5.

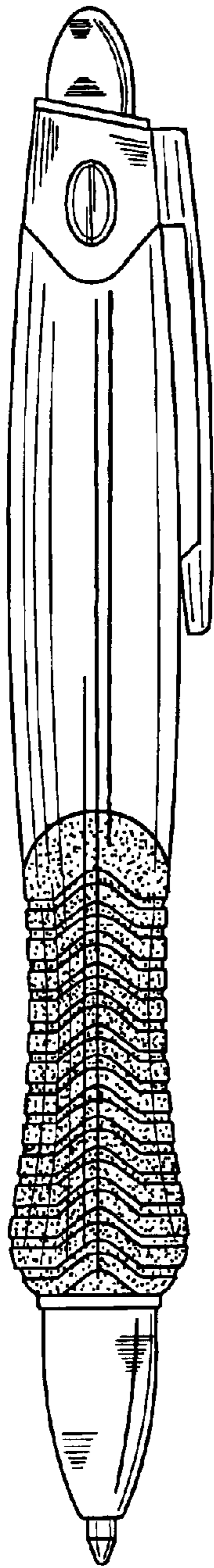


Fig. 6.

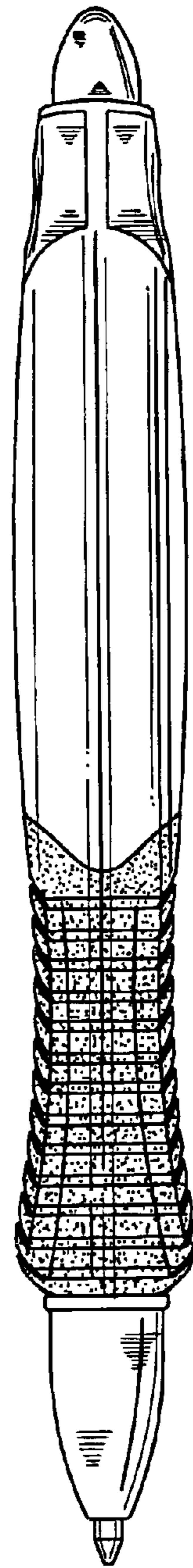


Fig. 8.

Fig. 7.

