



US00D490453S

(12) **United States Design Patent**
Passarella et al.

(10) **Patent No.:** **US D490,453 S**

(45) **Date of Patent:** **** May 25, 2004**

(54) **IBIS MAGNIFIER**

(75) Inventors: **Lee Passarella**, Delray Beach, FL (US);
Brooks Rorke, Melbourne, FL (US);
Peggy Montgomery, Delray Beach, FL (US);
Sue F. Steffey, Tamarac, FL (US);
Steve Leveen, Delray Beach, FL (US)

(73) Assignee: **Levenger Company**, Delray Beach, FL (US)

(**) Term: **14 Years**

(21) Appl. No.: **29/188,852**

(22) Filed: **Aug. 25, 2003**

(51) **LOC (7) Cl.** **16-06**

(52) **U.S. Cl.** **D16/135**

(58) **Field of Search** D16/130, 135;
359/798, 799, 742, 800, 801, 802, 804,
810; D6/310; D28/64.1, 64.2, 64.3, 64.4,
64.5, 64.6; 248/471, 608

(56) **References Cited**

U.S. PATENT DOCUMENTS

153,983 A * 8/1874 Rontey 248/471

2,005,814 A * 6/1935 Walsh 52/785.11
D298,634 S * 11/1988 Yuen D16/135
D306,174 S * 2/1990 Rethore D16/135
D406,853 S * 3/1999 Chan D16/135

* cited by examiner

Primary Examiner—Paula A. Greene

(74) *Attorney, Agent, or Firm*—Akerman Senterfitt

(57) **CLAIM**

The ornamental design for an ibis magnifier, as shown and described.

DESCRIPTION

FIG. 1 is a top elevation view;
FIG. 2 is a bottom elevation view;
FIG. 3 is a front elevation view;
FIG. 4 is a rear elevation view;
FIG. 5 is a left side elevation view; the opposite of which is a mirror image thereof; and,
FIG. 6 is a perspective view of our new design, partially in phantom to depict motion, an alternative portion of the handle.

1 Claim, 2 Drawing Sheets

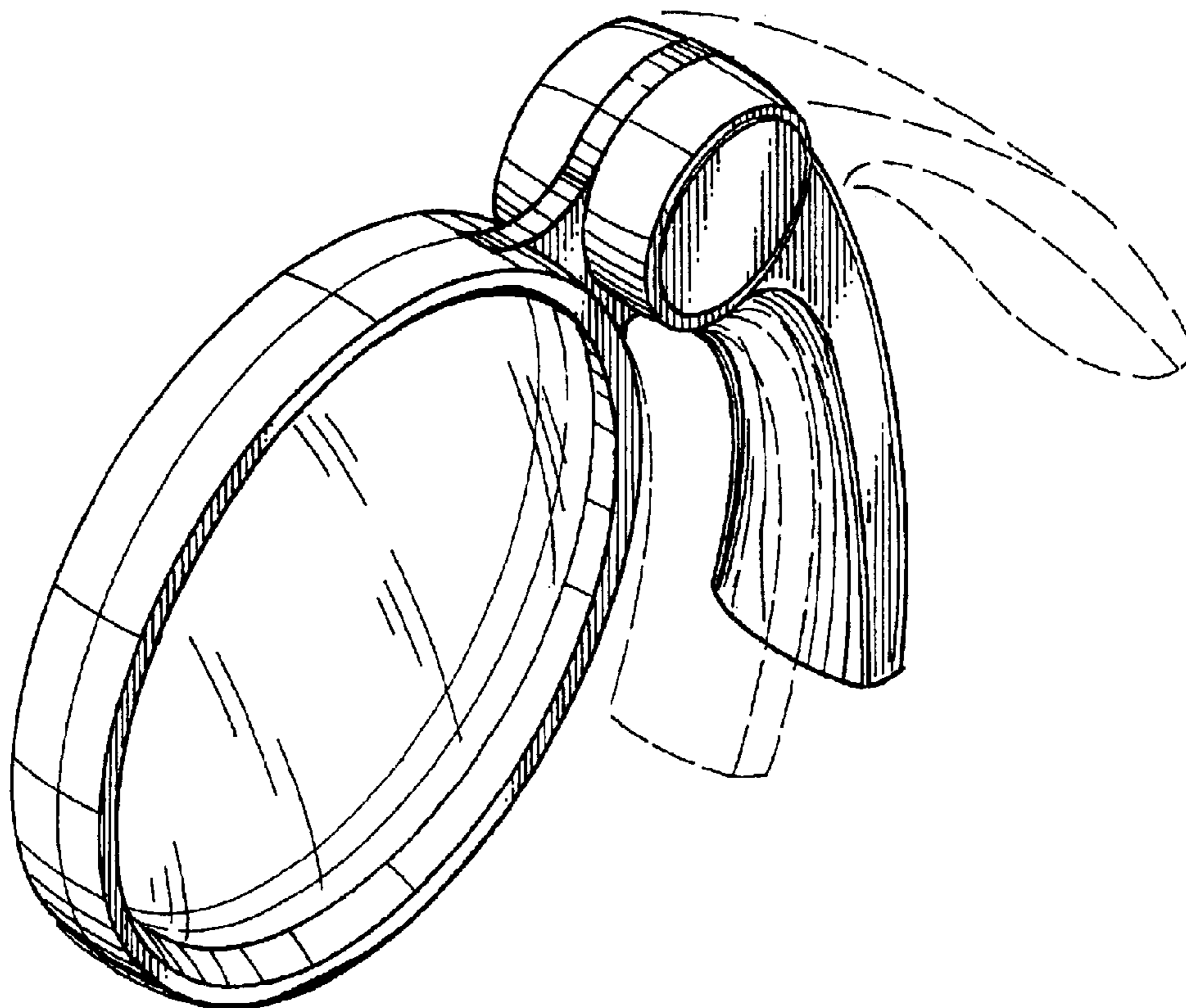


FIG. 1

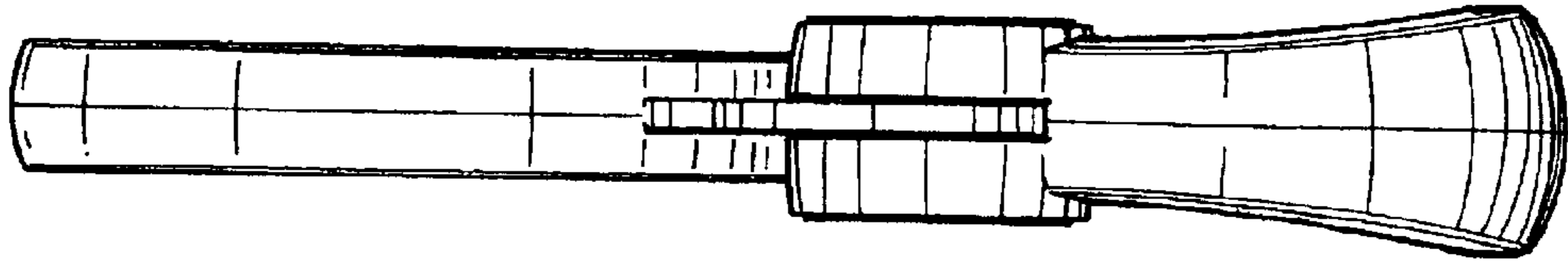


FIG. 2

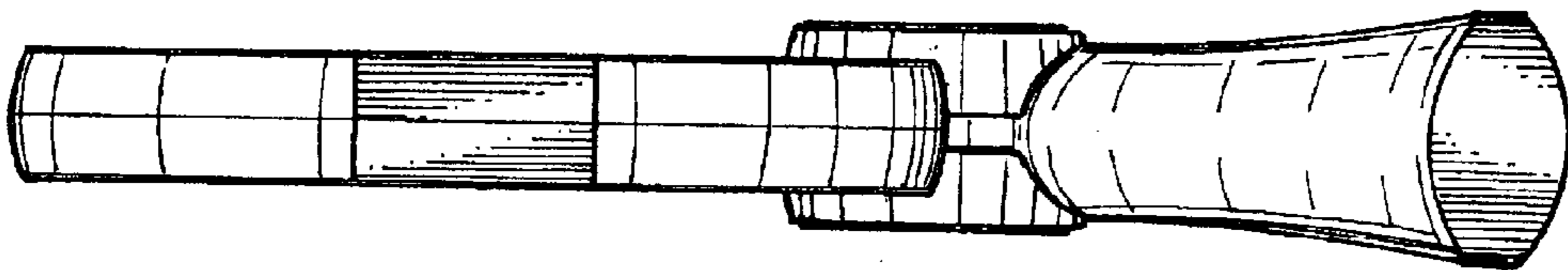


FIG. 3




FIG. 4

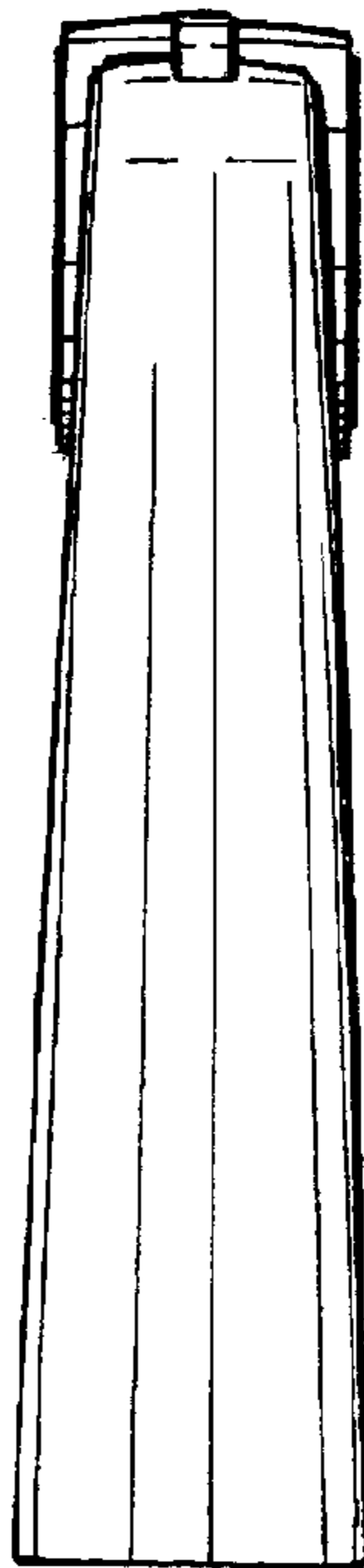


FIG. 5

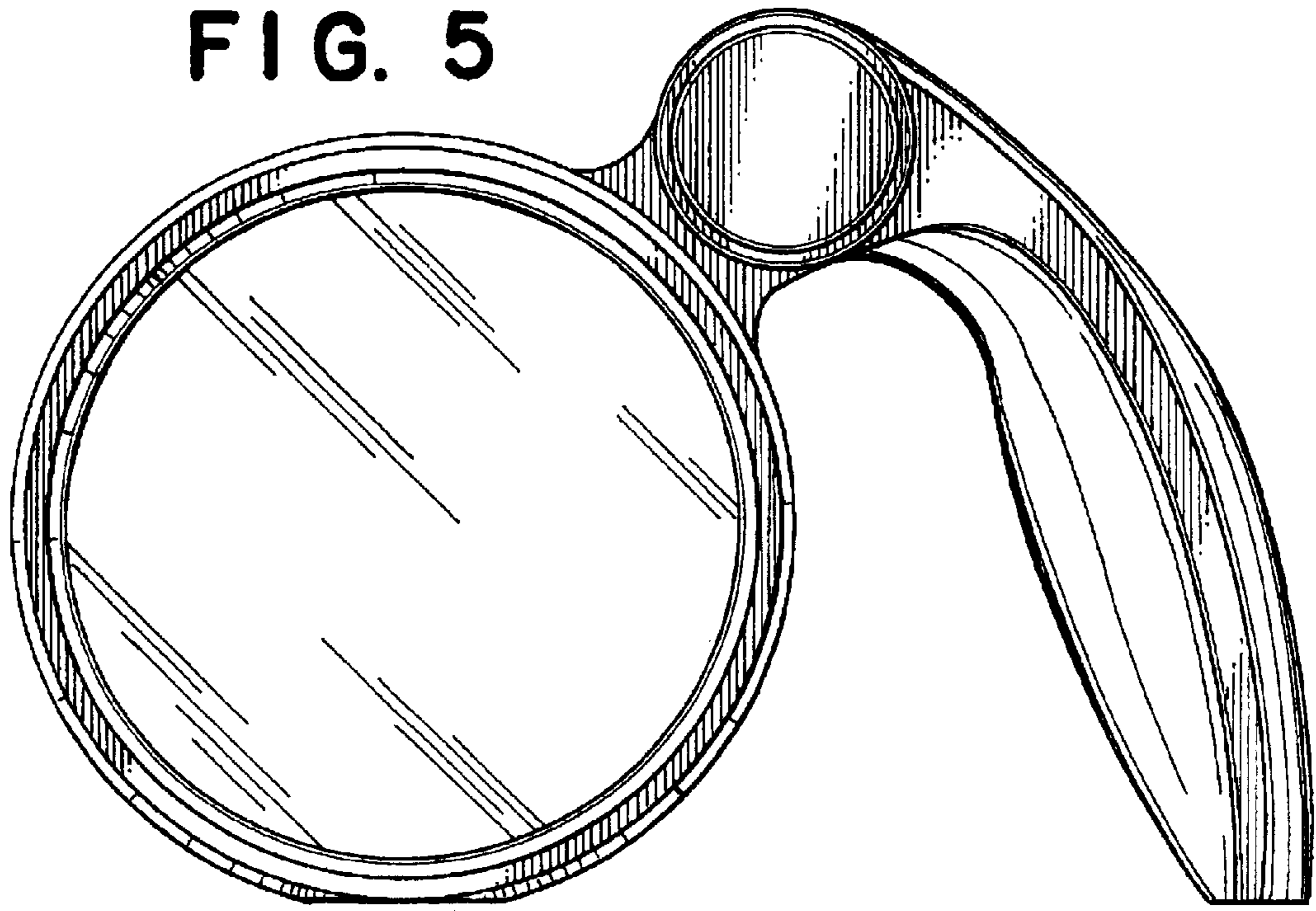


FIG. 6

