



US00D490436S

(12) **United States Design Patent**
Helgenberg

(10) **Patent No.:** **US D490,436 S**

(45) **Date of Patent:** **** May 25, 2004**

(54) **FRONT PANEL FOR A COMPUTER SYSTEM ENCLOSURE**

D459,358 S 6/2002 Helgenberg et al. D14/444

* cited by examiner

(75) Inventor: **John A. Helgenberg**, Paoli, PA (US)

Primary Examiner—Freda Nunn

(73) Assignee: **Unisys Corporation**, Blue Bell, PA (US)

(74) *Attorney, Agent, or Firm*—Lise A. Rode; Mark T. Starr

(**) Term: **14 Years**

(57) **CLAIM**

The ornamental design for “front panel for a computer system enclosure”, substantially as shown and described.

(21) Appl. No.: **29/173,341**

DESCRIPTION

(22) Filed: **Dec. 27, 2002**

(51) **LOC (7) Cl.** **14-02**

(52) **U.S. Cl.** **D14/444**

(58) **Field of Search** D14/441–446;
D13/162, 184, 199; 312/223.2; 361/690–696

FIG. 1 is a perspective view of a front panel for a computer system enclosure showing my new design;
FIG. 2 is a front elevational view thereof;
FIG. 3 is a first side elevational view thereof;
FIG. 4 is an opposite side elevational view thereof;
FIG. 5 is a top plan view thereof;
FIG. 6 is a rear elevational view thereof; and,
FIG. 7 is a bottom plan view thereof.

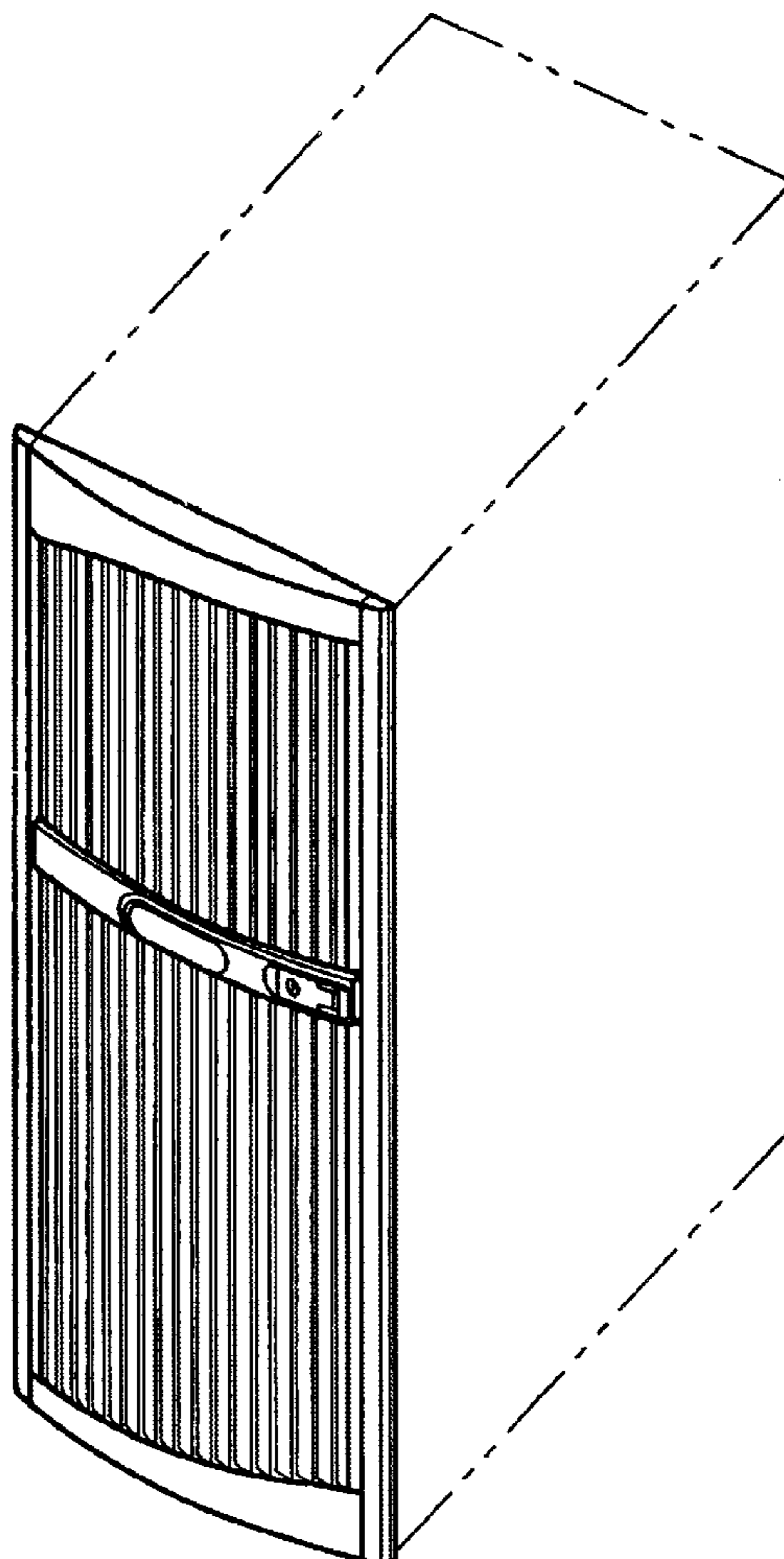
The broken lines are shown in the views for illustrative purposes only and form no part of the claimed design.

(56) **References Cited**

U.S. PATENT DOCUMENTS

- D433,418 S * 11/2000 Newman et al. D14/444
- D454,881 S * 3/2002 Daniels et al. D14/446
- D455,753 S * 4/2002 Daniels et al. D14/446

1 Claim, 7 Drawing Sheets



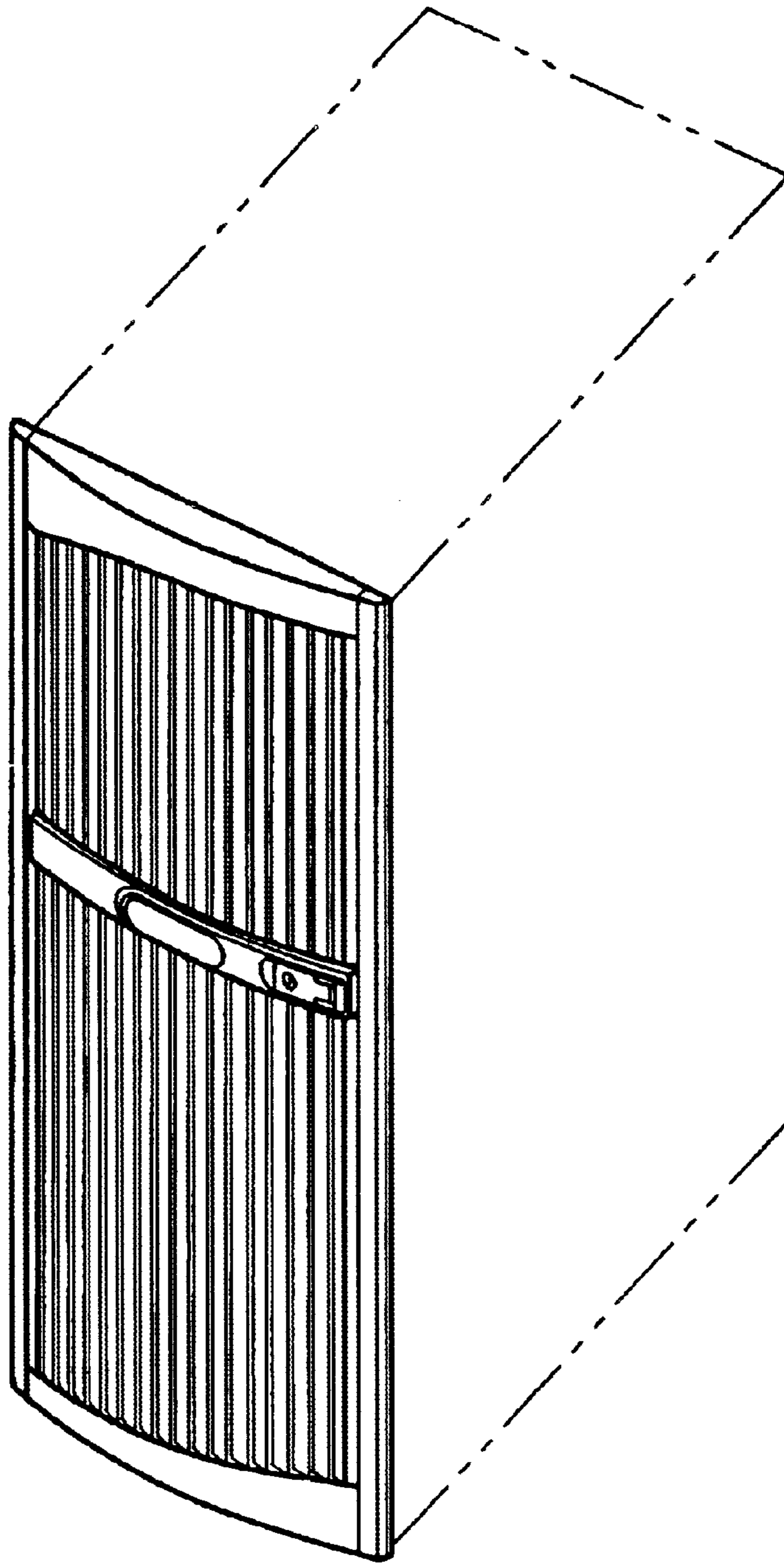


Figure 1




Figure 2

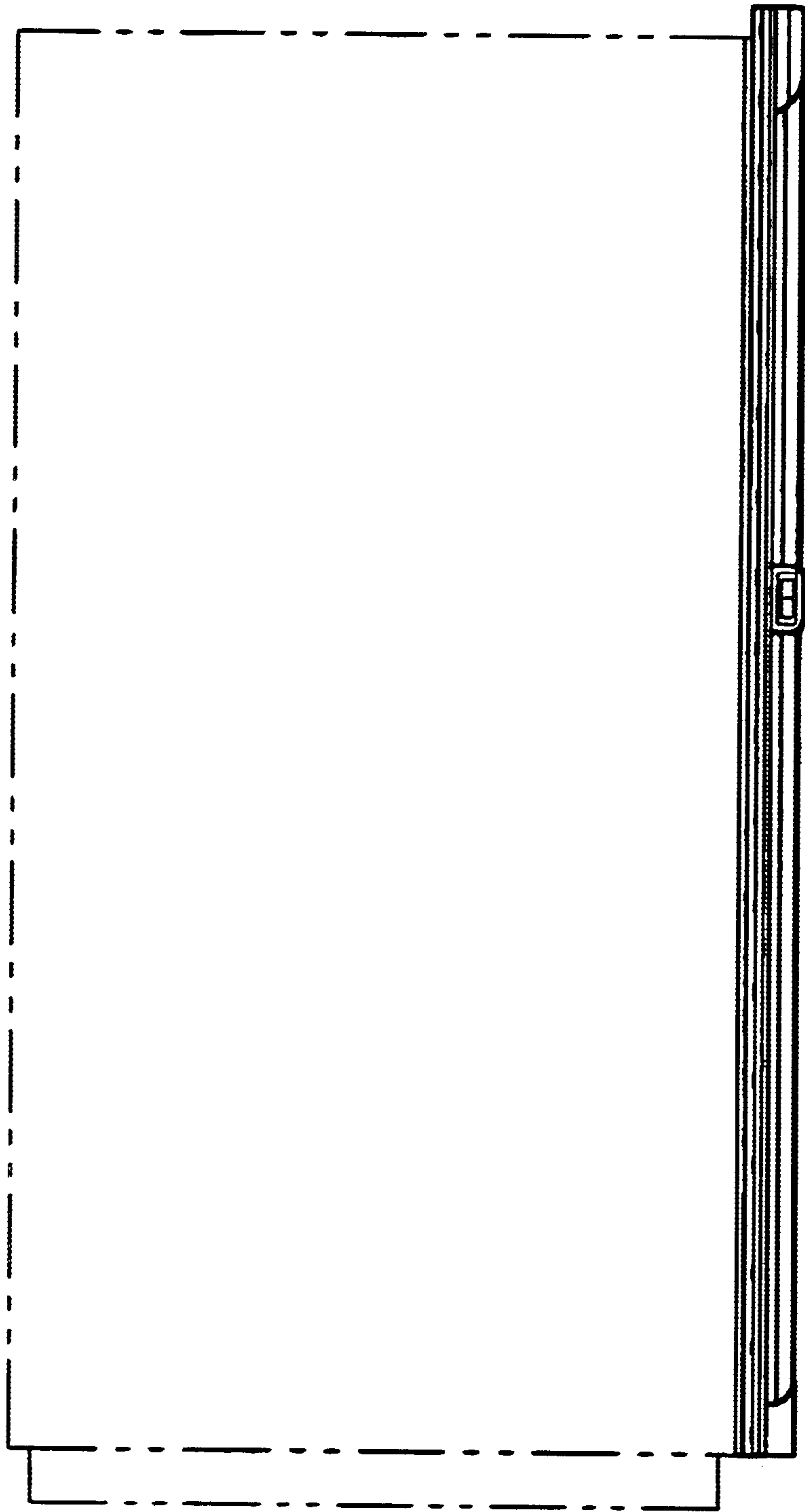


Figure 3




Figure 4




Figure 5




Figure 6




Figure 7