



US00D490419S

(12) **United States Design Patent**
Shiue et al.

(10) **Patent No.:** **US D490,419 S**

(45) **Date of Patent:** **** May 25, 2004**

(54) **EMBOSSED SURFACE PATTERN APPLIED TO A HANDHELD DEVICE**

(75) Inventors: **Jih-Jonq Shiue**, Tucheng (TW);
Yi-Min Wang, Ilan (TW)

(73) Assignee: **High Tech Computer, Corporation**,
Taoyuan (TW)

(**) Term: **14 Years**

(21) Appl. No.: **29/162,908**

(22) Filed: **Jun. 25, 2002**

(30) **Foreign Application Priority Data**

Jan. 22, 2002 (TW) 91300250

(51) **LOC (7) Cl.** **14-02**

(52) **U.S. Cl.** **D14/341; D14/345**

(58) **Field of Search** D14/341-346,
D14/432, 439; D18/1, 2, 7; D5/1-4, 7,
47, 50, 55, 56, 58, 60-62, 99; 264/119;
379/433.01-433.13, 419, 434, 420, 428,
440; 455/551, 556.2, 575.1, 575.3

(56) **References Cited**

U.S. PATENT DOCUMENTS

D51,434 S * 10/1917 Baeck D5/7

D109,864 S * 5/1938 Weisberger D5/47

D411,537 S * 6/1999 Lee D14/138

6,141,540 A * 10/2000 Richards et al. 455/575.3

D445,101 S * 7/2001 Lee et al. D14/138

D453,749 S * 2/2002 Lee et al. D14/138

* cited by examiner

Primary Examiner—Freda Nunn

(74) *Attorney, Agent, or Firm*—Rabin & Berdo, P.C.

(57) **CLAIM**

The ornamental design for an embossed surface pattern applied to a handheld device, as shown and described.


DESCRIPTION

FIG. 1 is a plan view of an embossed surface pattern applied to a handheld device showing my new design, wherein the broken lines showing of the boundary is for illustrative purposes only and forms no part of the claimed design, it being understood that the surface pattern repeats uniformly throughout the length and width thereof;

FIG. 2 is an enlarged and cross-sectional view thereof, taken on line 2—2 in FIG. 1; and,

FIG. 3 is an elevational view thereof, wherein the handheld device is shown in broken lines for illustrative purposes only and forms no part of the claimed design.

1 Claim, 3 Drawing Sheets






FIG. 1

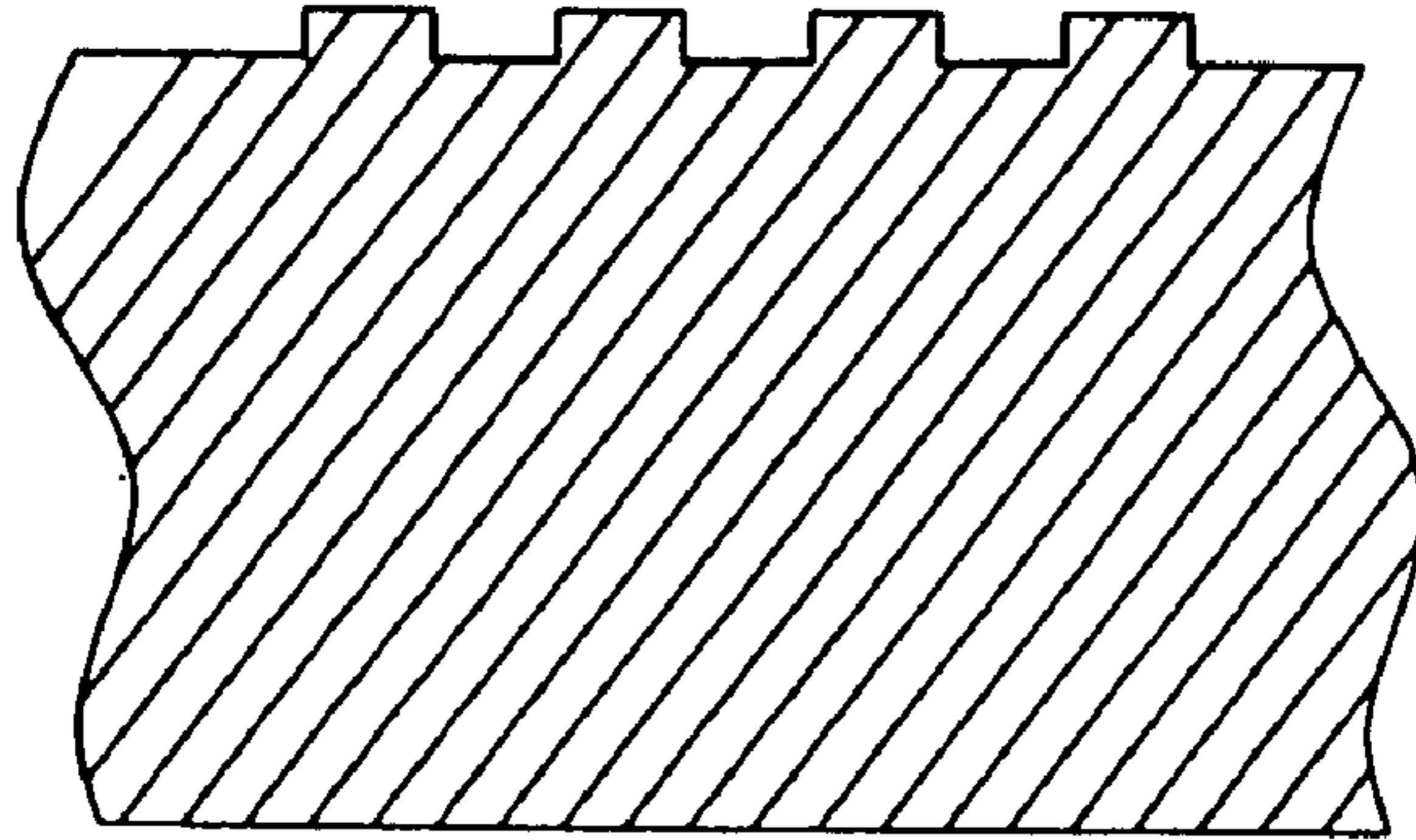


FIG. 2

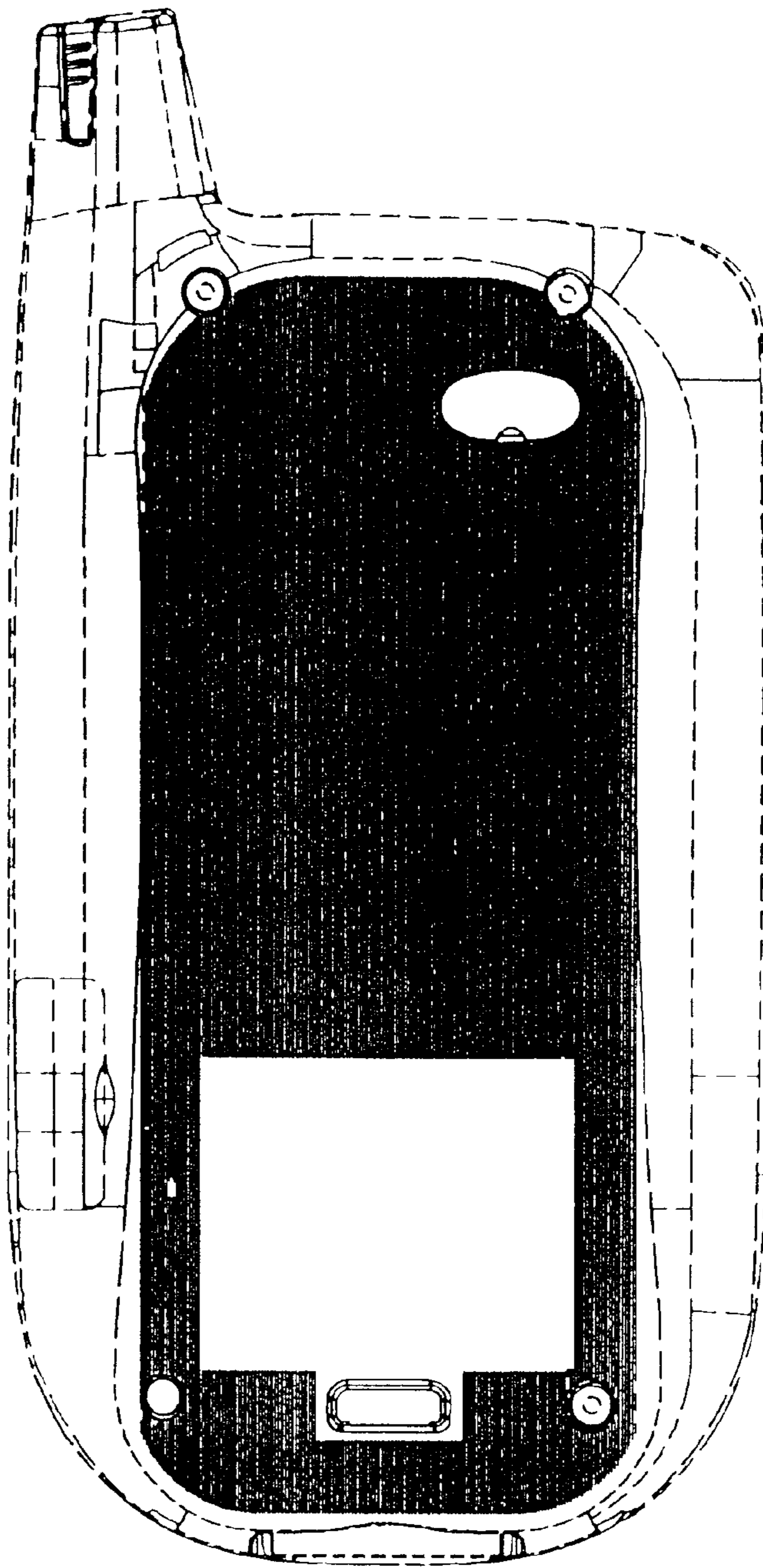


FIG. 3