



US00D490418S

(12) **United States Design Patent**  
**Liao**

(10) **Patent No.:** **US D490,418 S**

(45) **Date of Patent:** **\*\* May 25, 2004**

(54) **NOTEBOOK COMPUTER**

(75) **Inventor:** **Afa Liao, Taipei (TW)**

(73) **Assignee:** **Elitegroup Computer Systems Co., Ltd., Taipei (TW)**

(\*\*) **Term:** **14 Years**

(21) **Appl. No.:** **29/175,904**

(22) **Filed:** **Feb. 13, 2003**

(51) **LOC (7) Cl.** ..... **14-02**

(52) **U.S. Cl.** ..... **D14/318**

(58) **Field of Search** ..... **D14/315-322;**  
**D18/1, 2, 7; 235/145 A, 145 R; 341/22,**  
**23; 345/104, 156, 168, 169, 173, 87, 901-905;**  
**361/680-686; 400/486, 489**

(56) **References Cited**

**U.S. PATENT DOCUMENTS**

D435,549 S \* 12/2000 Amano et al. .... D14/318

D453,756 S \* 2/2002 Kamegi ..... D14/318

D466,498 S \* 12/2002 Wang ..... D14/318

\* cited by examiner

*Primary Examiner*—Freda Nunn

(74) *Attorney, Agent, or Firm*—Birch, Stewart, Kolasch & Birch, LLP



(57) **CLAIM**

The ornamental design for a notebook computer, as shown and described.

**DESCRIPTION**

FIG. 1 is a perspective view of a notebook computer showing my new design;  
FIG. 2 is a front view thereof;  
FIG. 3 is a rear view thereof;  
FIG. 4 is a left side view thereof;  
FIG. 5 is a right side view thereof;  
FIG. 6 is a top view thereof; and,  
FIG. 7 is a bottom view thereof.

**1 Claim, 7 Drawing Sheets**



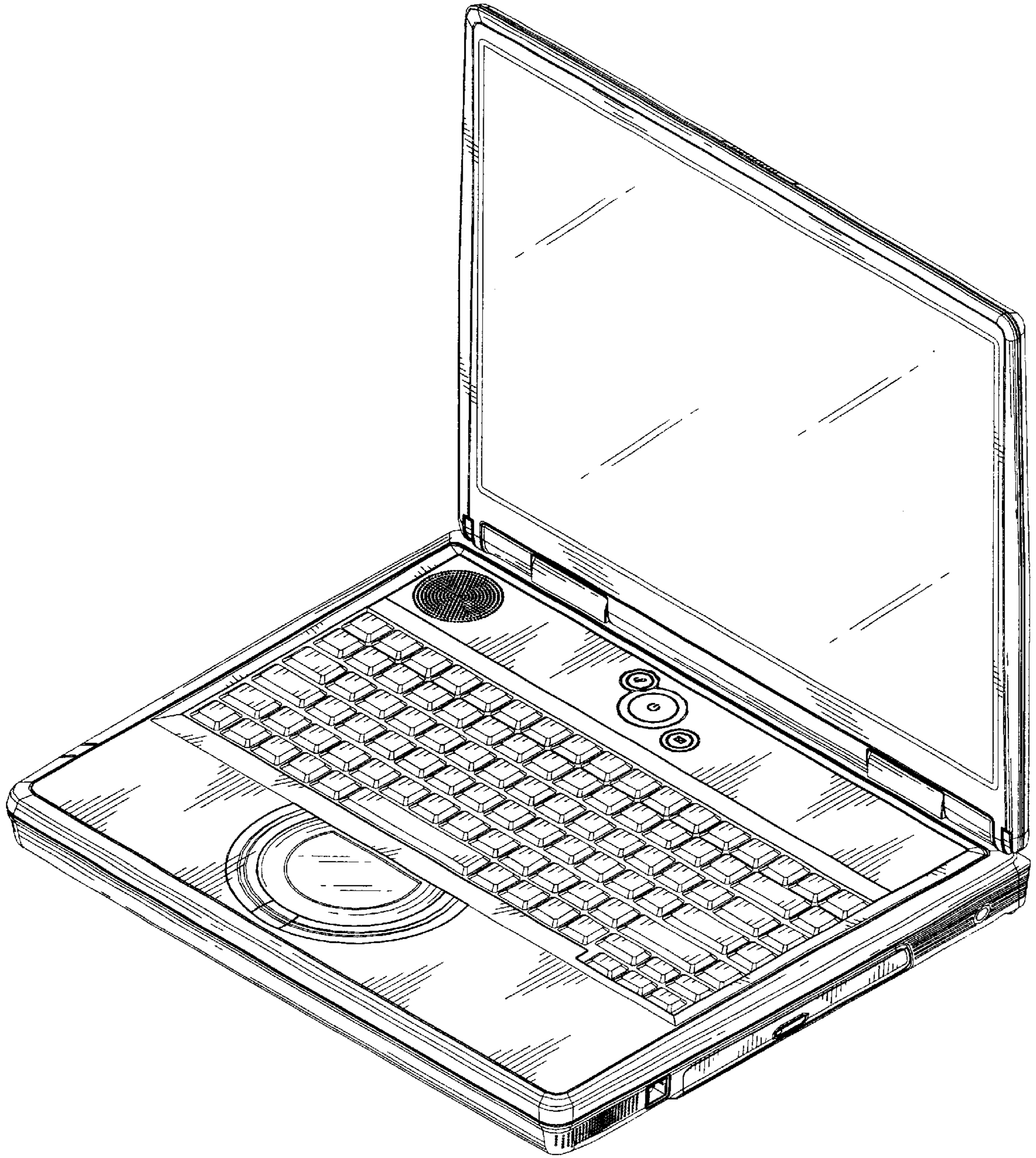


FIG. 1




FIG. 2

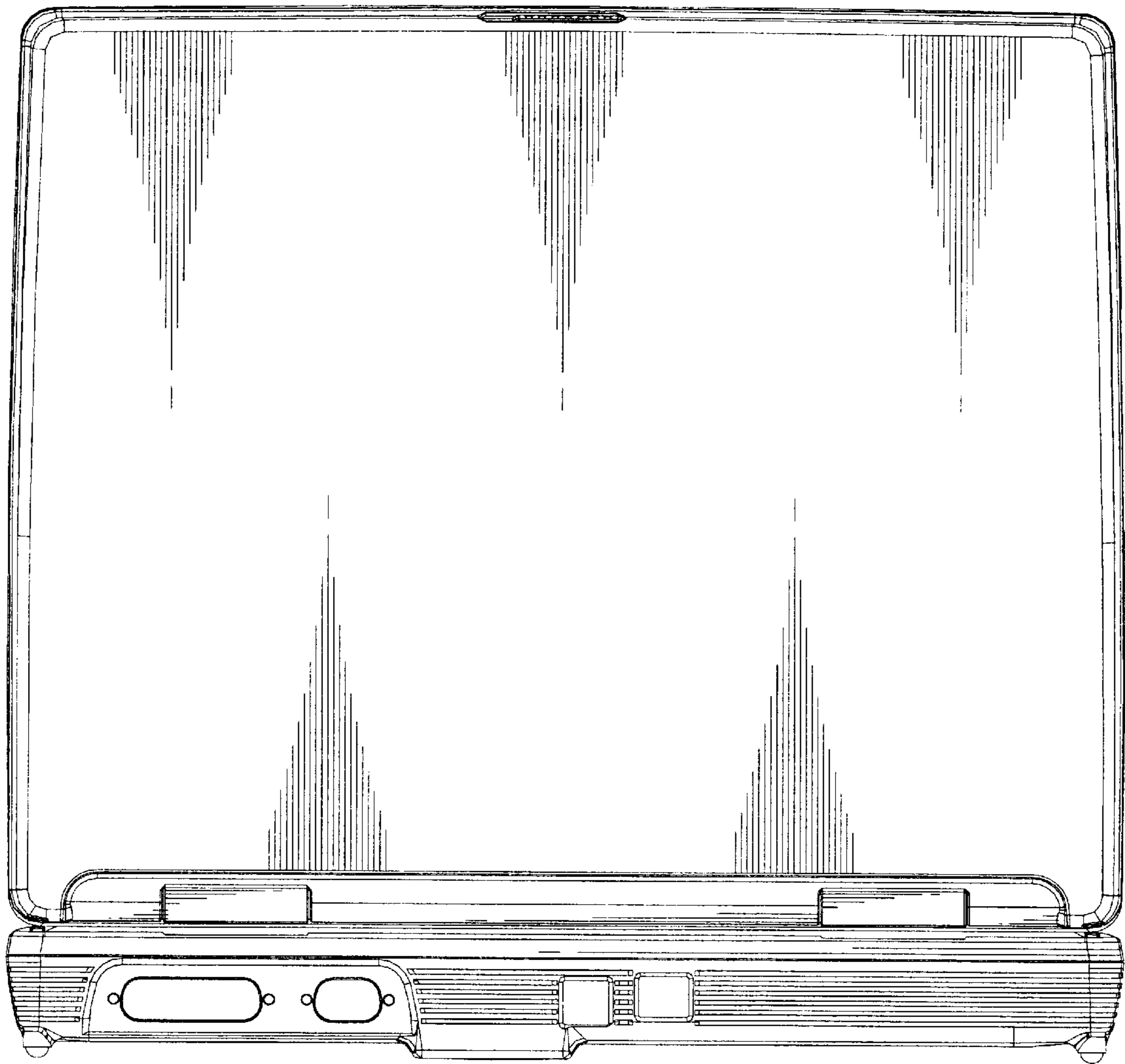


FIG. 3




FIG. 4




FIG. 5

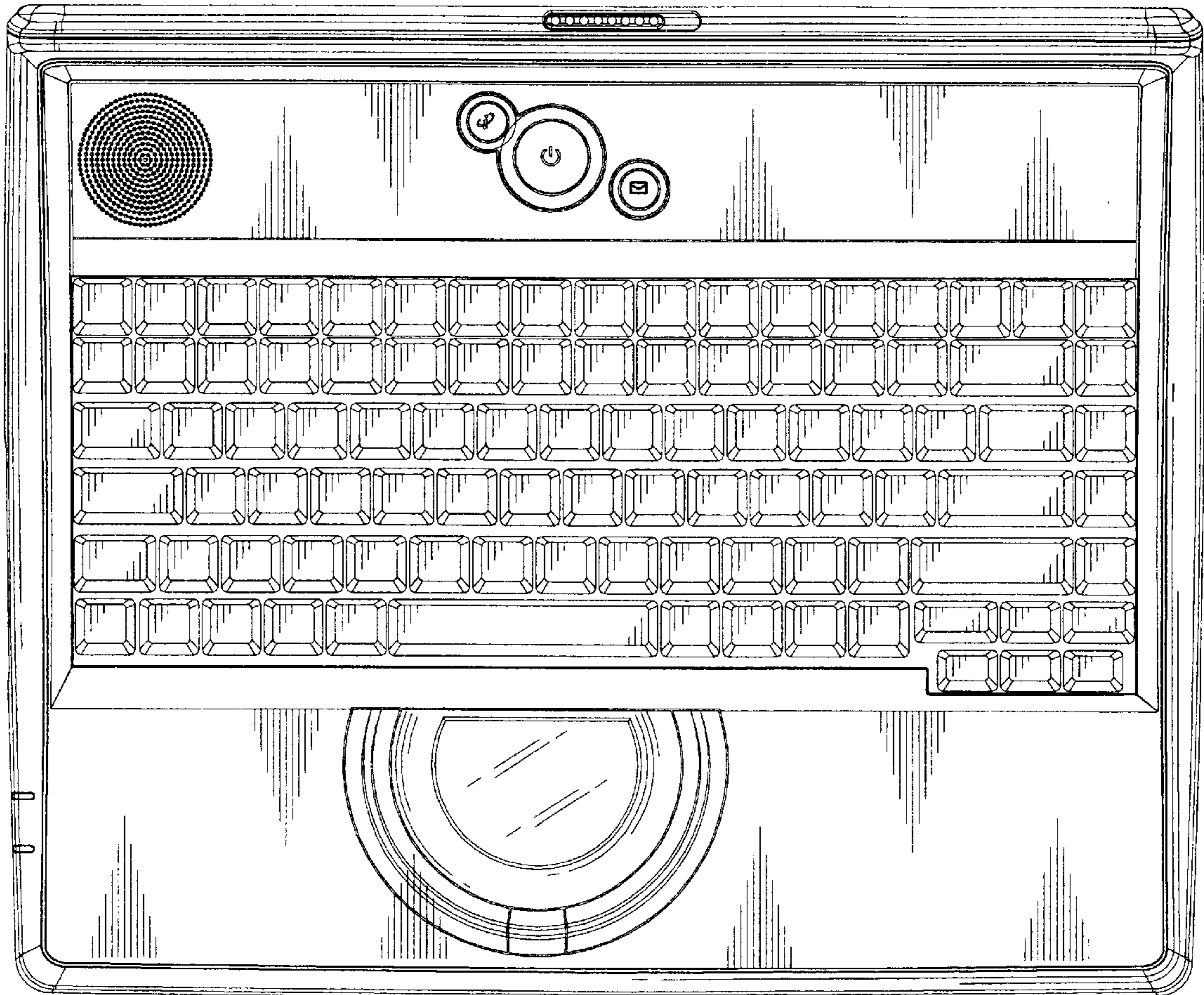


FIG. 6

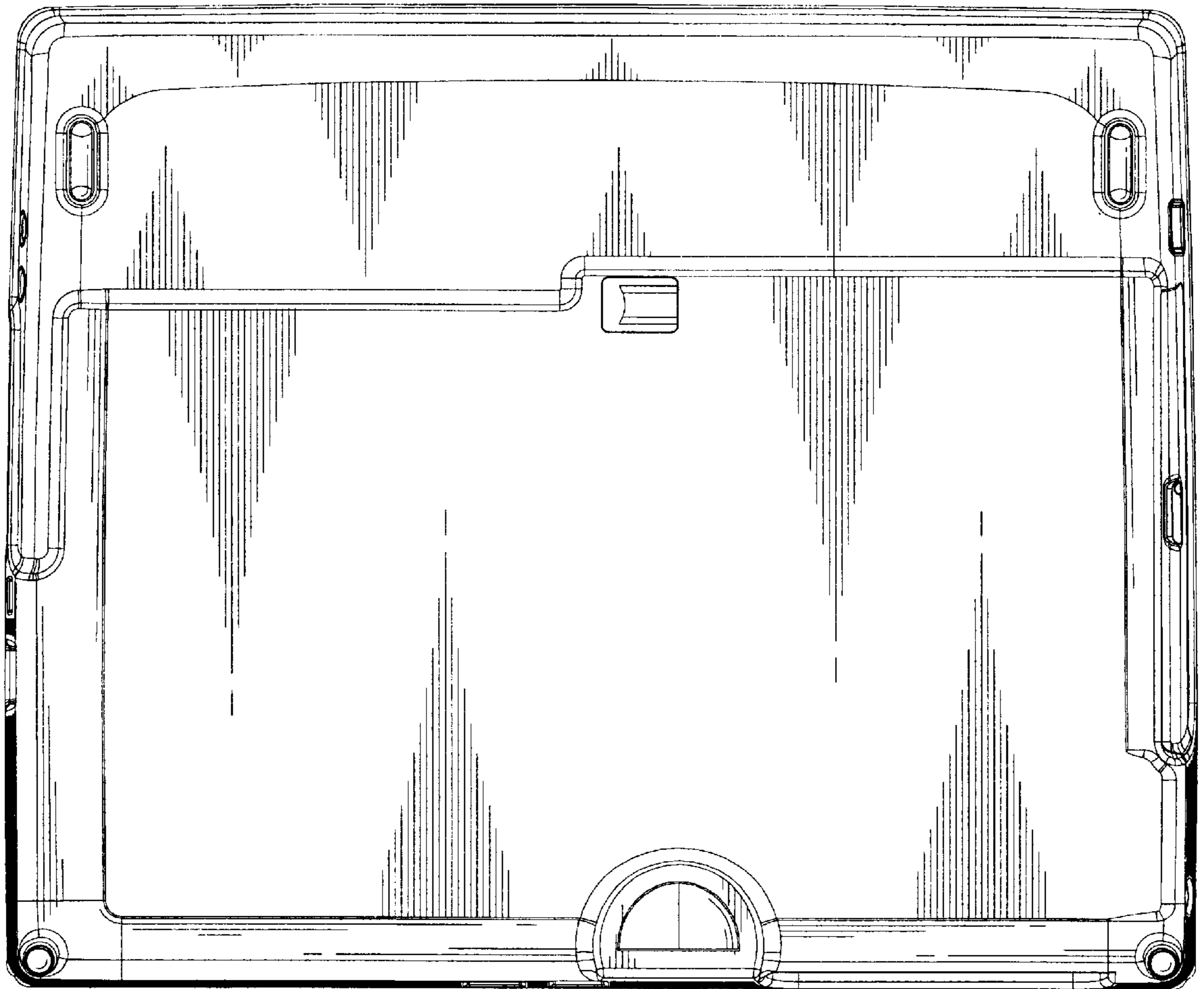


FIG. 7