



US00D490402S

(12) **United States Design Patent**  
**Jung et al.**

(10) **Patent No.:** **US D490,402 S**

(45) **Date of Patent:** **\*\* May 25, 2004**

(54) **HOUSING FOR ELECTRONIC DEVICE**

D470,848 S \* 2/2003 Morooka ..... D14/433

(75) Inventors: **Richard K. Jung**, Laguna Niguel, CA (US); **Joie L. Puckett**, Long Beach, CA (US)

(73) Assignee: **D-Link Systems, Inc.**, Irvine, CA (US)

(\*\*) Term: **14 Years**

(21) Appl. No.: **29/168,559**

(22) Filed: **Oct. 2, 2002**

(51) **LOC (7) Cl.** ..... **14-03**

(52) **U.S. Cl.** ..... **D14/240**

(58) **Field of Search** ..... D14/240, 146, D14/217, 299, 257, 301, 433, 191; D13/184, 199; 333/109, 110; 379/347; 439/413.02, 717, 74

(56) **References Cited**

**U.S. PATENT DOCUMENTS**

D291,310 S	*	8/1987	Ogura	.....	D14/191
D348,070 S	*	6/1994	Vallillee	.....	D14/240
D351,841 S	*	10/1994	Blankenship et al.	.....	D14/242
D363,722 S	*	10/1995	Aldridge et al.	.....	D14/242
D373,125 S	*	8/1996	Khoo	.....	D14/191
D374,673 S	*	10/1996	Beaumont et al.	.....	D14/240
D383,466 S	*	9/1997	Burrell et al.	.....	D14/240
D413,605 S	*	9/1999	Thomas	.....	D14/240

**OTHER PUBLICATIONS**

Website printout: www.linksys.com, 1 sheet Aug. 1, 2002.

Website printout: www.smc.com, 9 sheets Aug. 1, 2002.

Website printout: www.netgear.com, 4 sheets Aug. 1, 2002.

Website printout: www.dlink.com, 2 sheets Aug. 1, 2002.

\* cited by examiner

*Primary Examiner*—Charles A. Rademaker

(74) *Attorney, Agent, or Firm*—Law Office of Duncan Palmatier; Duncan Palmatier

(57) **CLAIM**

We claim the ornamental design for a housing for electronic device, as shown.

**DESCRIPTION**

FIG. 1 is a side elevation of a housing for electronic device showing our new design;

FIG. 2 is a top plan view thereof;

FIG. 3 is a side elevation of the side opposite that shown in FIG. 1;

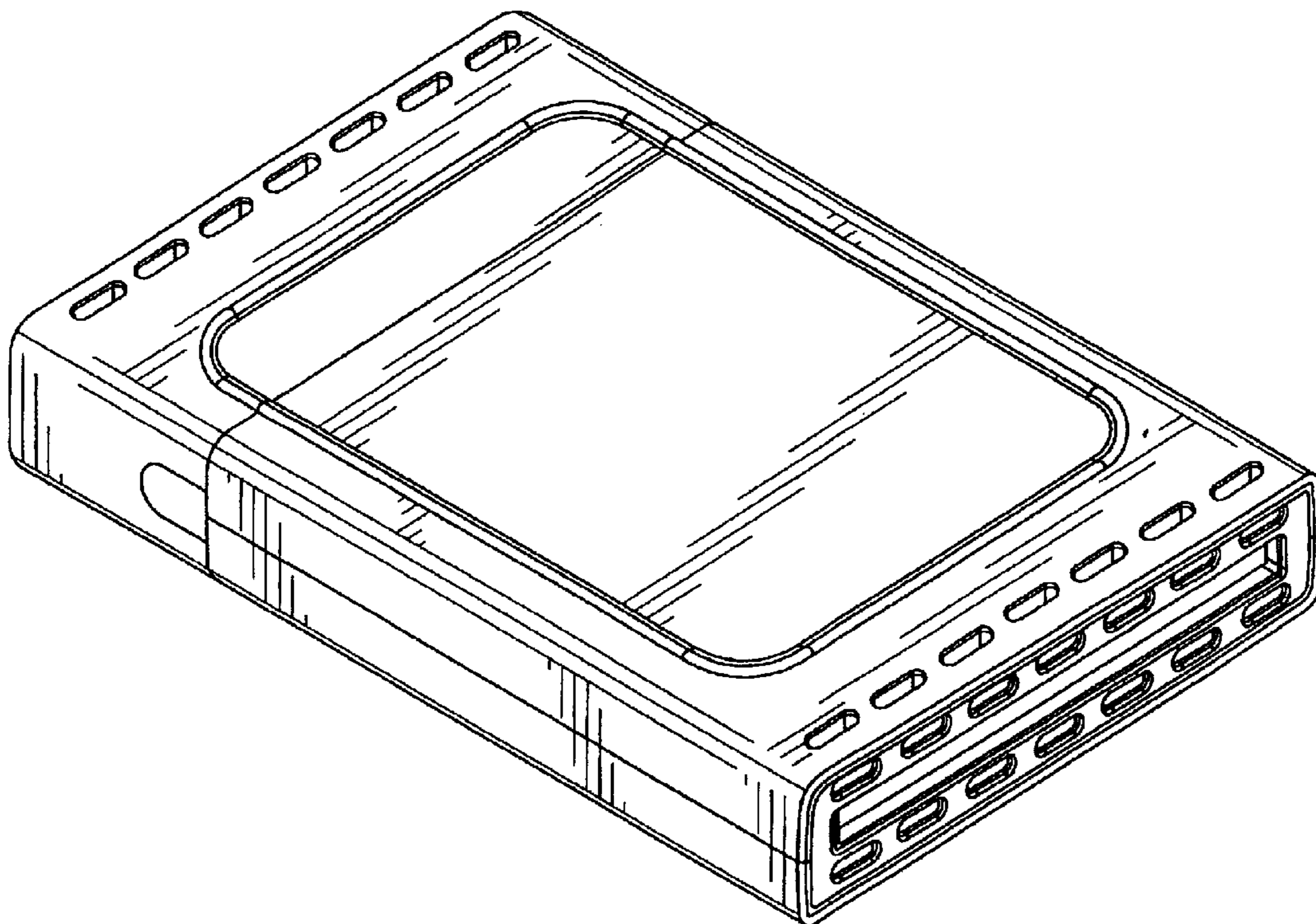
FIG. 4 is an end elevation thereof;

FIG. 5 is a bottom plan view thereof;


FIG. 6 is an end elevation of the end opposite that shown in FIG. 4; and,

FIG. 7 is a perspective view thereof.

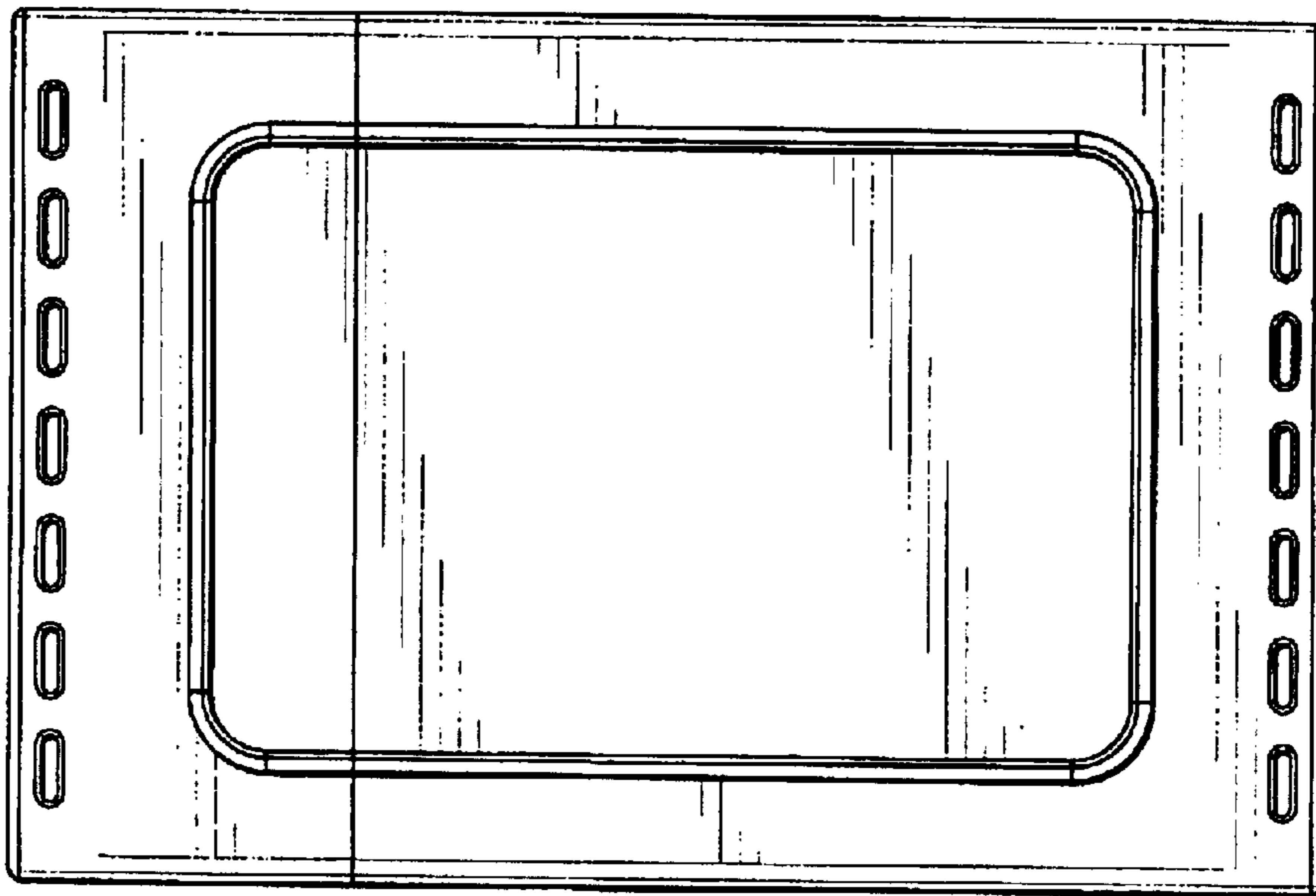
**1 Claim, 3 Drawing Sheets**



**FIG.1**



**FIG.2**



**FIG.3**




FIG.4




FIG.5

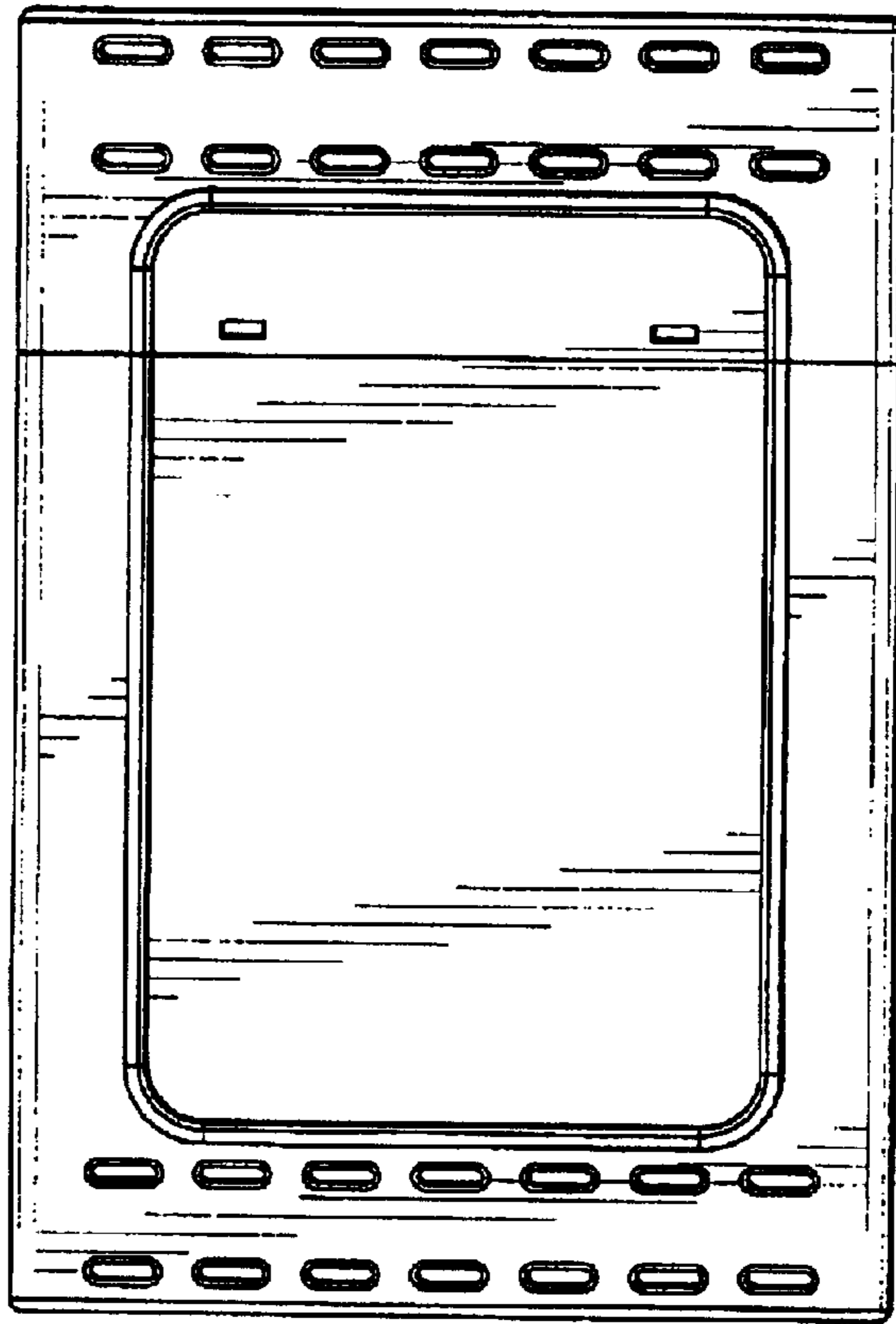
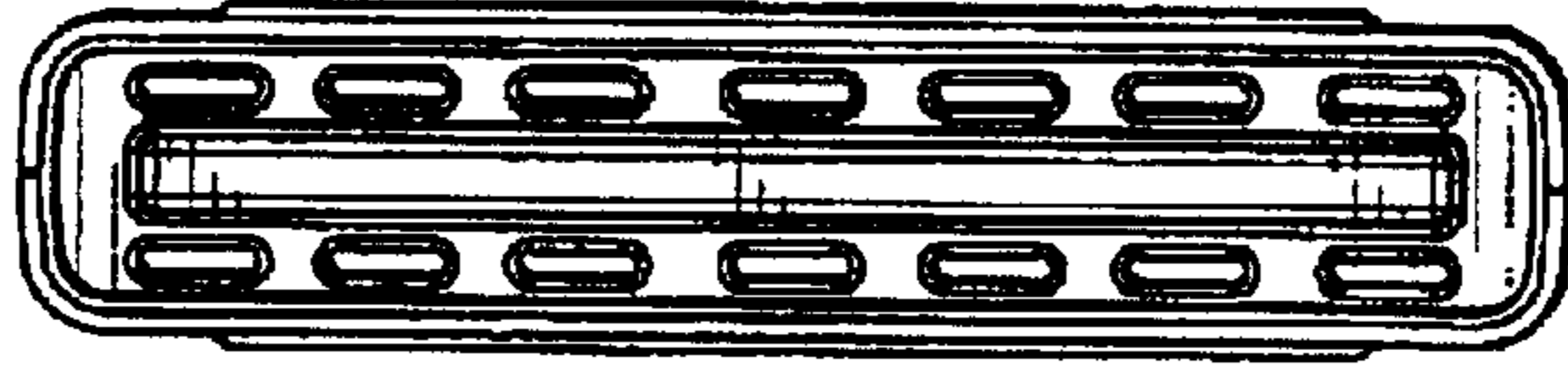


FIG.6



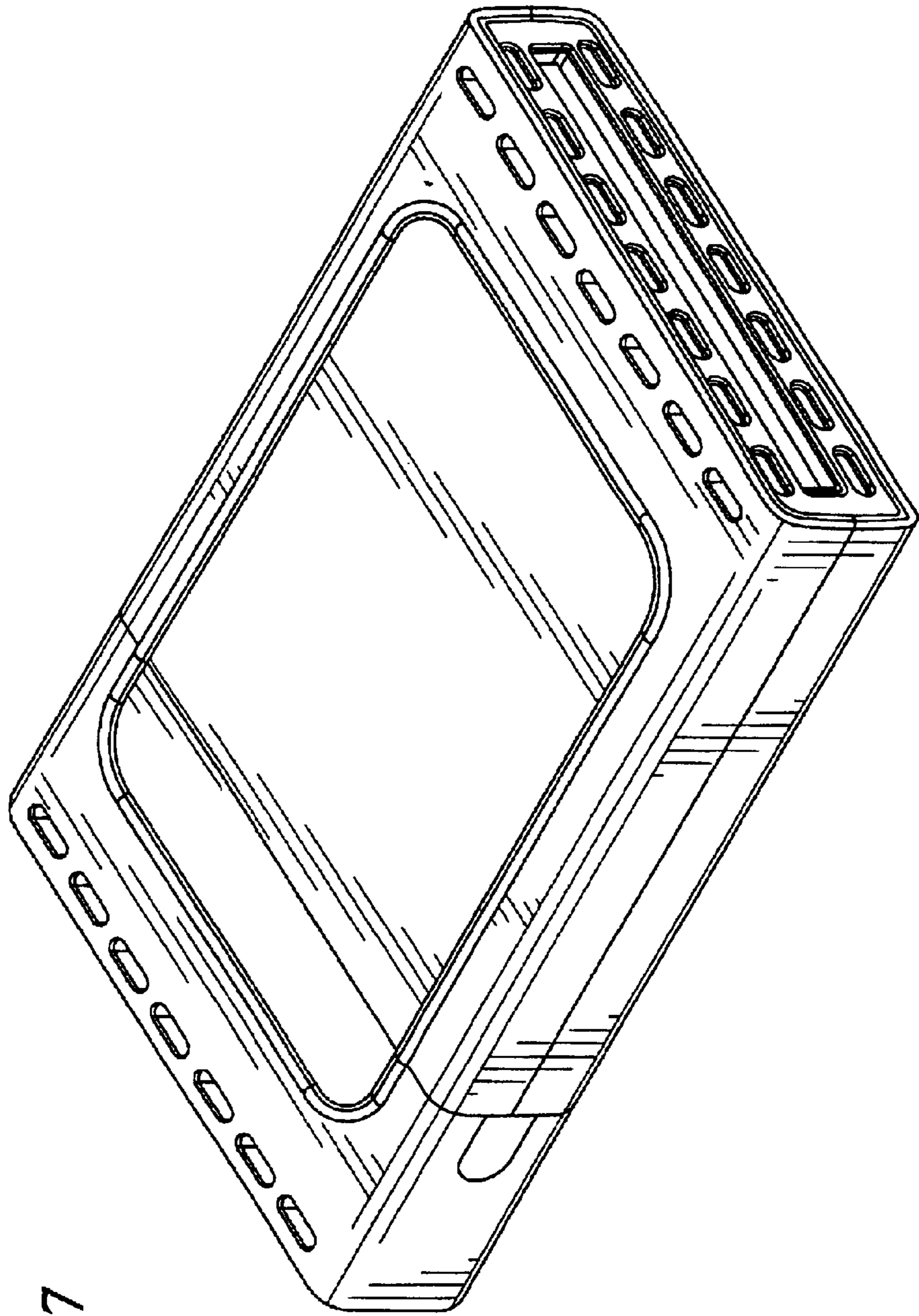


FIG. 7