



US00D490399S

(12) **United States Design Patent**  
**Kamo et al.**

(10) **Patent No.:** **US D490,399 S**

(45) **Date of Patent:** **\*\* May 25, 2004**

(54) **EARPHONE WITH MICROPHONE**

(75) Inventors: **Shotaro Kamo**, Shizuoka (JP); **Isao Fushimi**, Shizuoka (JP)

(73) Assignee: **Star Micronics Co., Ltd.**, Shizuoka (JP)

(\*\*) Term: **14 Years**

(21) Appl. No.: **29/188,072**

(22) Filed: **Aug. 13, 2003**

(30) **Foreign Application Priority Data**

Feb. 14, 2003 (JP) ..... 2003-003379

(51) **LOC (7) Cl.** ..... **14-01**

(52) **U.S. Cl.** ..... **D14/206**

(58) **Field of Search** ..... D14/142, 205,  
D14/206, 223, 228, 240, 249; 381/370,  
374, 375, 376, 377, 378, 379, 380, 381;  
379/430

(56) **References Cited**

**U.S. PATENT DOCUMENTS**

D309,306 S \* 7/1990 Weiser et al. .... D14/249

D375,500 S \* 11/1996 Bungardt et al. .... D14/223

D384,958 S \* 10/1997 Shudo ..... D14/206

D430,860 S \* 9/2000 Yoon ..... D14/142

D464,944 S \* 10/2002 Lee et al. .... D14/206

D474,171 S \* 5/2003 Suzuki ..... D14/206

**FOREIGN PATENT DOCUMENTS**

JP 1159566 12/2002

JP 1165586 2/2003

\* cited by examiner

*Primary Examiner*—Paula A. Mortimer

(74) *Attorney, Agent, or Firm*—Sughrue Mion, PLLC

(57) **CLAIM**

The ornamental design for an earphone with microphone, as shown.

**DESCRIPTION**

FIG. 1 is a perspective view of the top, front and left side of an earphone with microphone showing our new design; FIG. 2 is a front elevational view thereof; FIG. 3 is a rear elevational view thereof; FIG. 4 is a left side elevational view, the right side elevational view being a mirror image thereof; FIG. 5 is a top plan view; and, FIG. 6 is a bottom plan view.

**1 Claim, 2 Drawing Sheets**

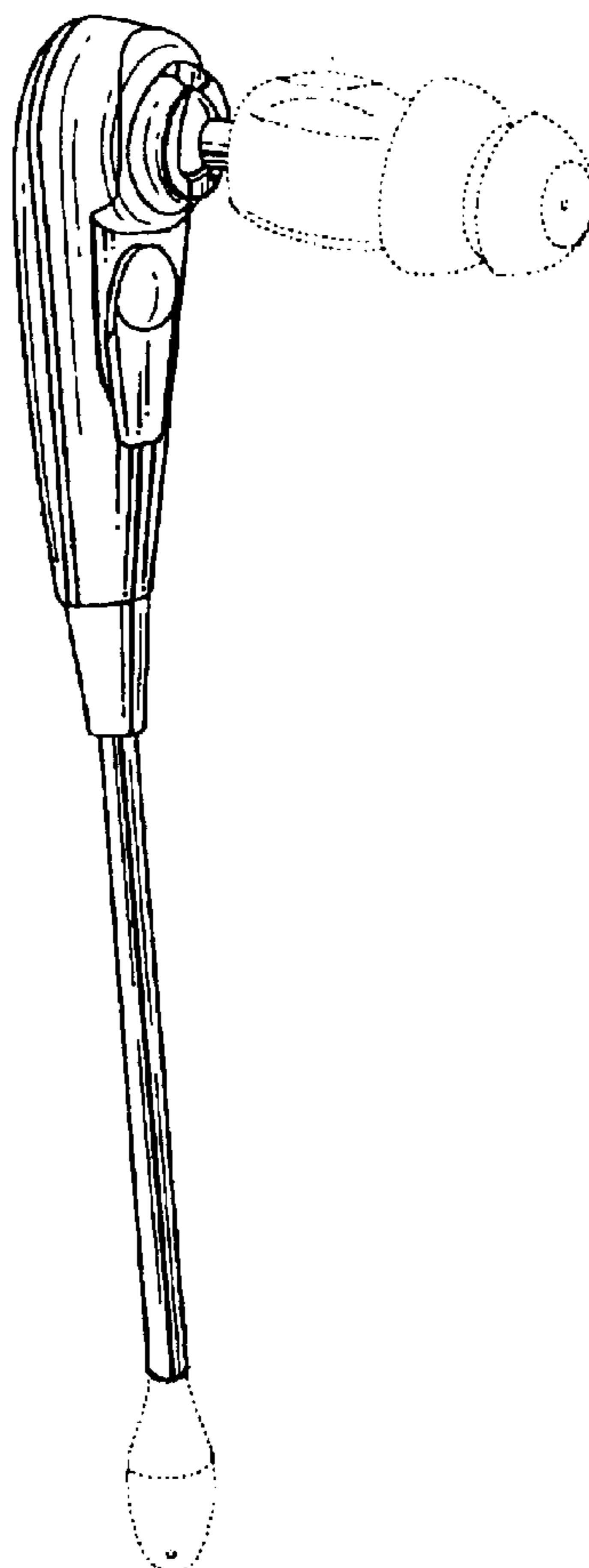


FIG. 1

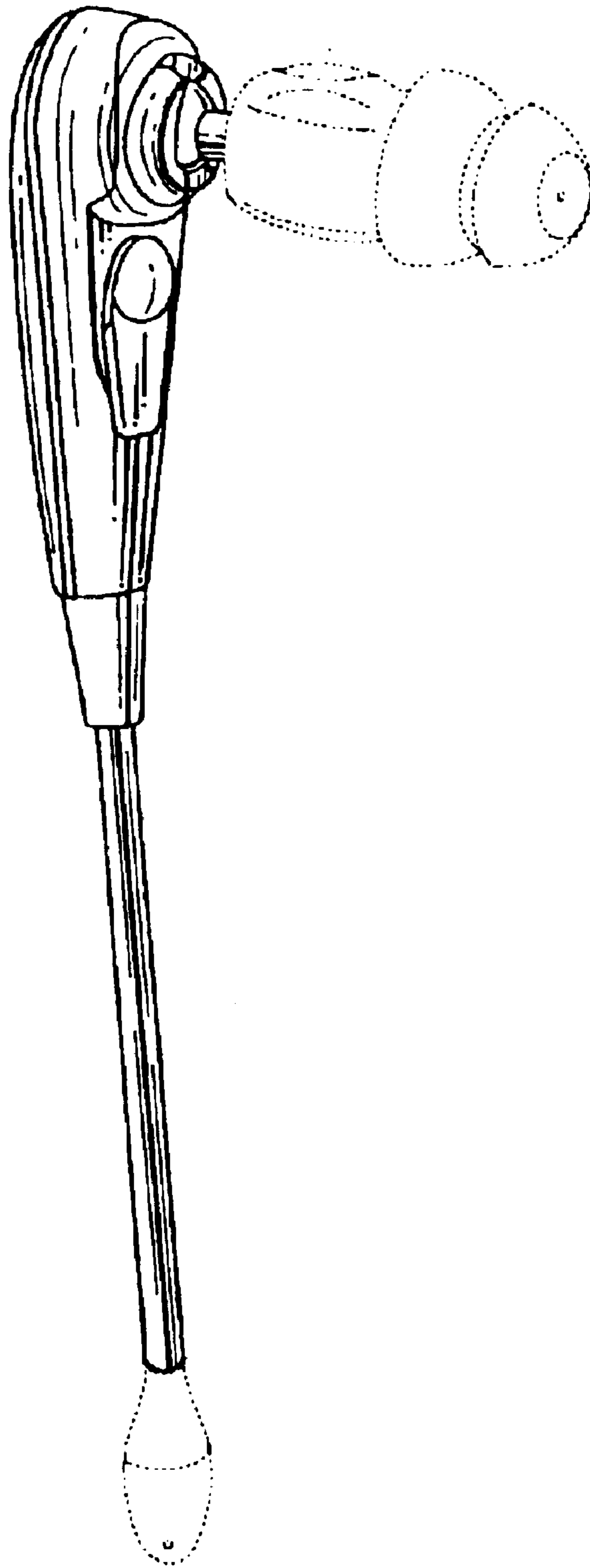


FIG. 2




FIG. 3



FIG. 4

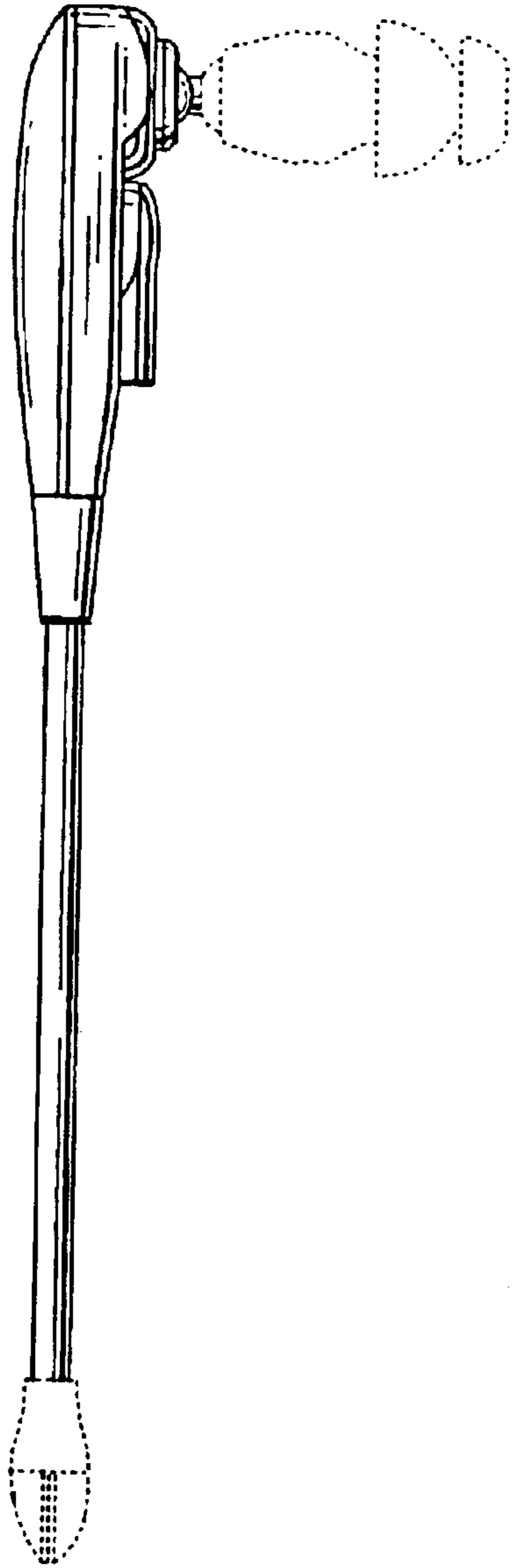


FIG. 5

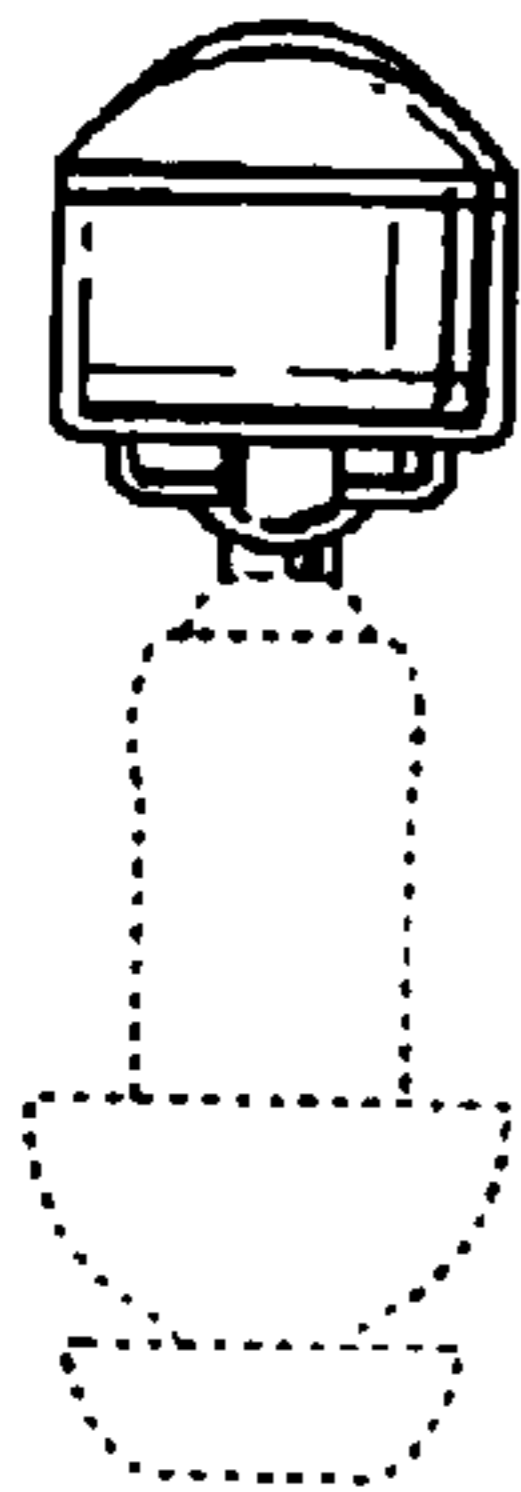


FIG. 6

