



US00D490391S

(12) **United States Design Patent**
Chen et al.

(10) **Patent No.:** **US D490,391 S**

(45) **Date of Patent:** **** May 25, 2004**

(54) **MOBILE COMMUNICATION DEVICE**

(75) **Inventors:** **John Chen, Taipei (TW); Nelson Ho, Taipei (TW)**

(73) **Assignee:** **High Tech Computer, Corp., Taoyuan (TW)**

(**) **Term:** **14 Years**

(21) **Appl. No.:** **29/178,300**

(22) **Filed:** **Mar. 26, 2003**

(51) **LOC (7) Cl.** **14-03**

(52) **U.S. Cl.** **D14/138**

(58) **Field of Search** D14/137, 138,
D14/218, 147-148, 247-248, 144, 341-347;
379/433.01-433.13, 419, 434, 428.01-428.04,
420.01-420.04, 440; 455/550.1-90.3; D21/517

D456,377 S	*	4/2002	Miyazawa et al.	D14/138
D459,324 S	*	6/2002	Ahlgren	D14/138
D459,325 S	*	6/2002	Nakahara	D14/138
D459,327 S	*	6/2002	Ali	D14/138
D460,057 S	*	7/2002	Hunt	D14/138
D464,940 S	*	10/2002	Jung	D14/138
6,480,726 B1	*	11/2002	Sato et al.	455/566
D469,069 S	*	1/2003	Ng et al.	D14/138
D476,300 S	*	6/2003	Pottie et al.	D14/138
D478,324 S	*	8/2003	OaNeil	D14/138
D479,515 S	*	9/2003	Seo	D14/138
D480,374 S	*	10/2003	Toor et al.	D14/138
2002/0123368 A1	*	9/2002	Yamadera et al.	455/566
2003/0013507 A1	*	1/2003	Sato	455/575.1
2003/0064757 A1	*	4/2003	Yamadera et al.	455/566

* cited by examiner

Primary Examiner—Jeffrey Asch

(74) *Attorney, Agent, or Firm*—Birch, Stewart, Kolasch & Birch, LLP

(56) **References Cited**

U.S. PATENT DOCUMENTS

D390,509 S	*	2/1998	Antzinas et al.	D14/138
D412,329 S	*	7/1999	Banryu	D14/138
D430,858 S	*	9/2000	Nakahara et al.	D14/138
D433,397 S	*	11/2000	Ogawa	D14/138
D439,230 S	*	3/2001	Braxton et al.	D14/138
D446,509 S	*	8/2001	Chiu	D14/138
D448,355 S	*	9/2001	Higashi et al.	D14/138
D451,079 S	*	11/2001	Ali	D14/138
D451,897 S	*	12/2001	Hiroko	D14/138
D454,849 S	*	3/2002	Eckholm	D14/138
D454,851 S	*	3/2002	Kitamura	D14/138
D454,852 S	*	3/2002	Yokoyama	D14/138
D455,134 S	*	4/2002	Kolinen	D14/138
D455,726 S	*	4/2002	Kolinen	D14/138

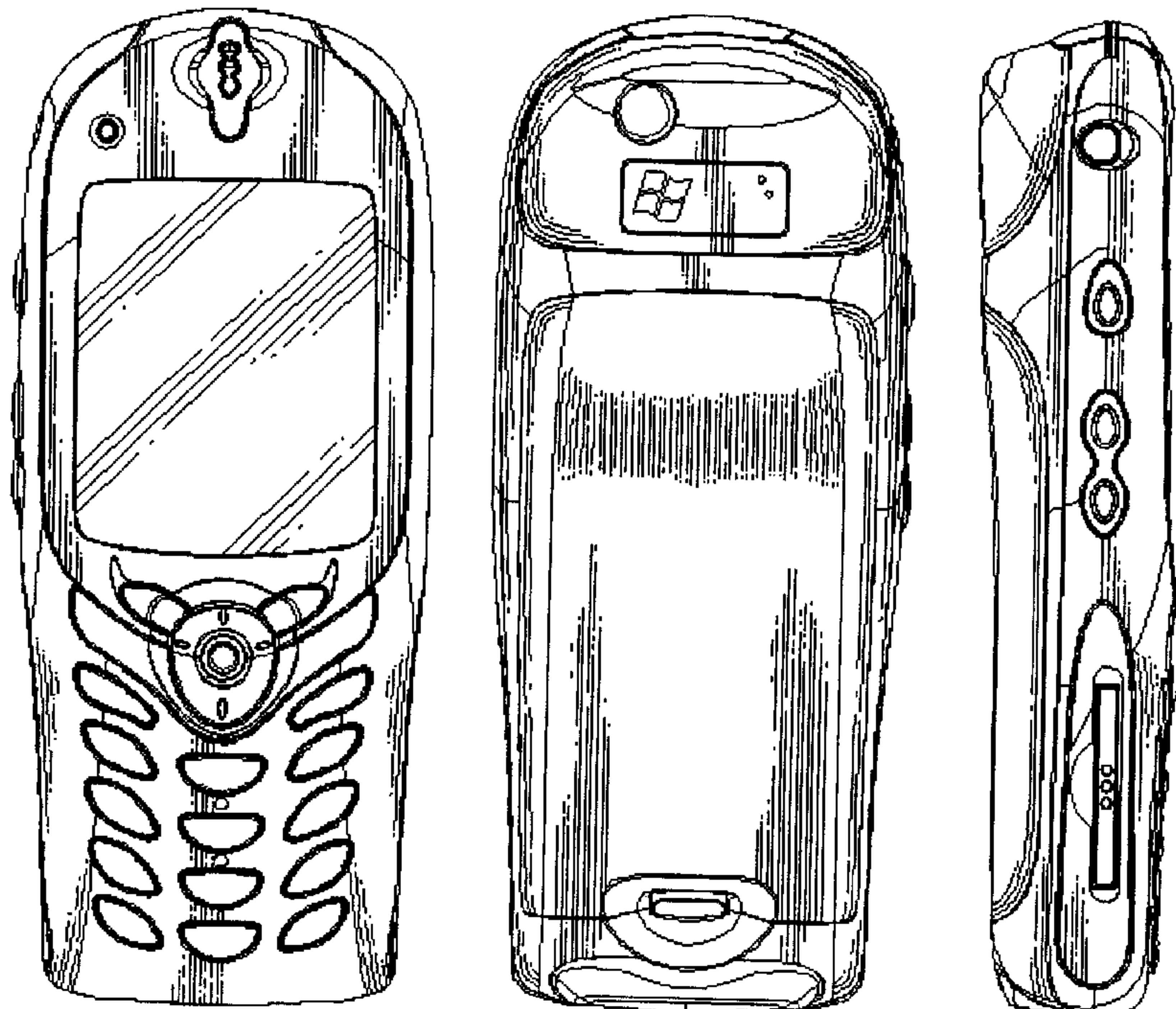
(57) **CLAIM**

The ornamental design for a mobile communication device, as shown.

DESCRIPTION

FIG. 1 is a front perspective view thereof;
FIG. 2 is a front side view thereof;
FIG. 3 is a rear side view thereof;
FIG. 4 is a left side view thereof;
FIG. 5 is a right side view thereof;
FIG. 6 is a top plan view thereof;
FIG. 7 is a bottom plan view thereof; and,
FIG. 8 is a rear perspective view thereof.

1 Claim, 8 Drawing Sheets



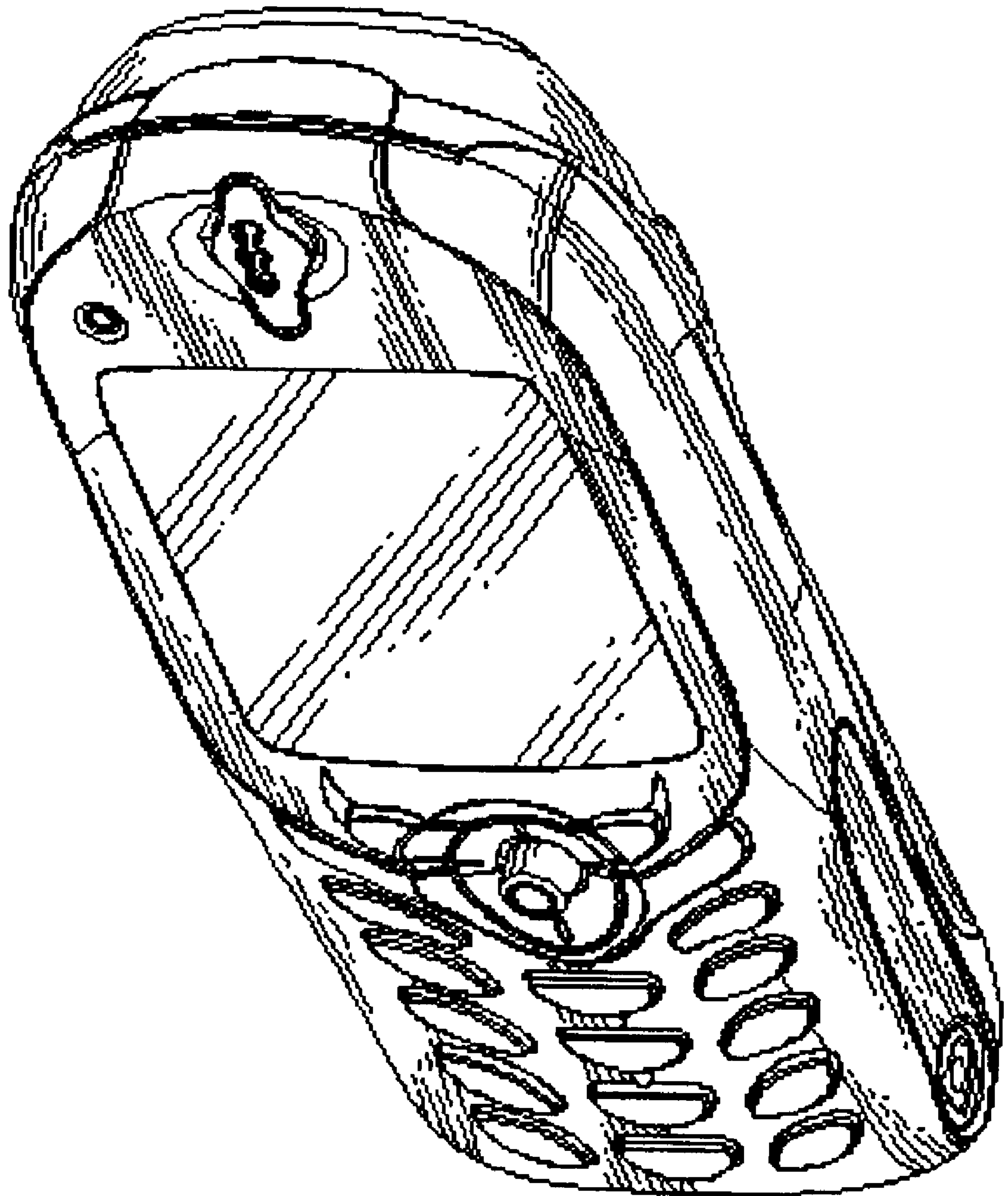


FIG. 1

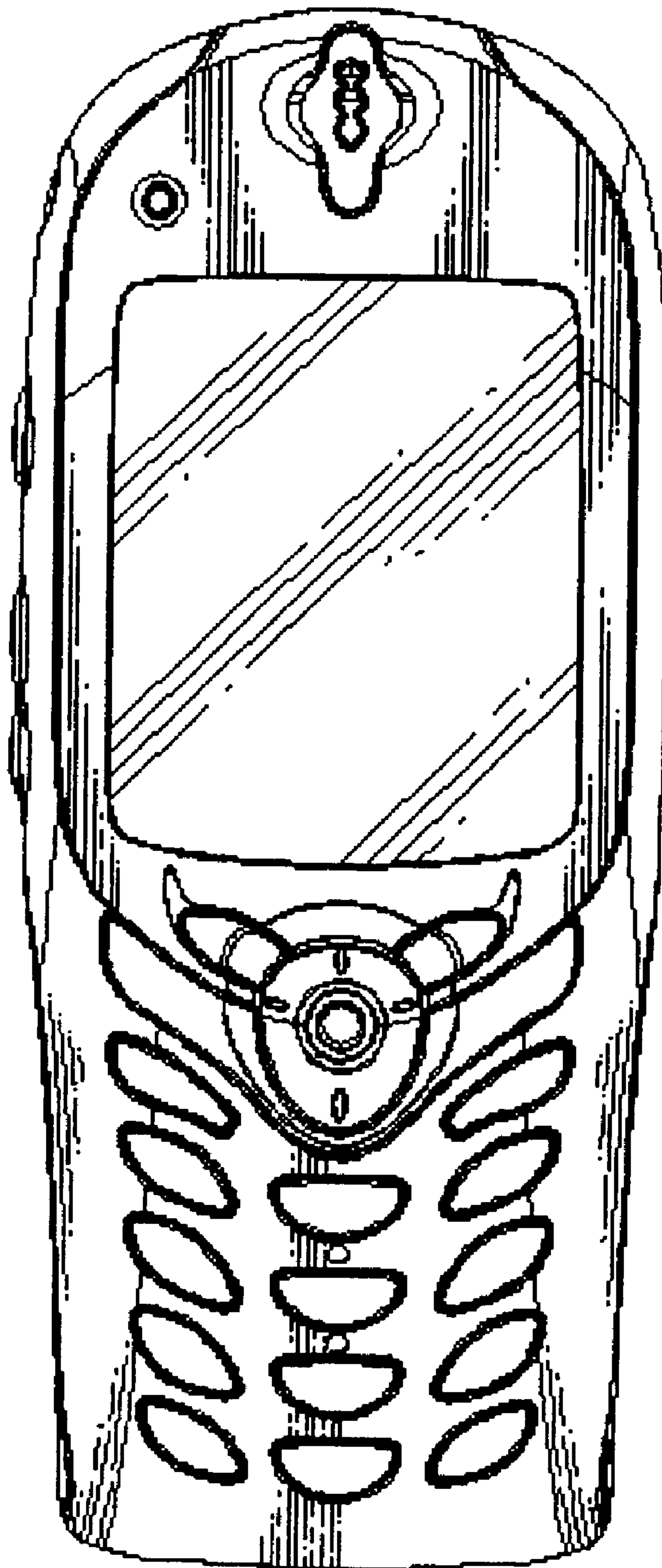


FIG. 2

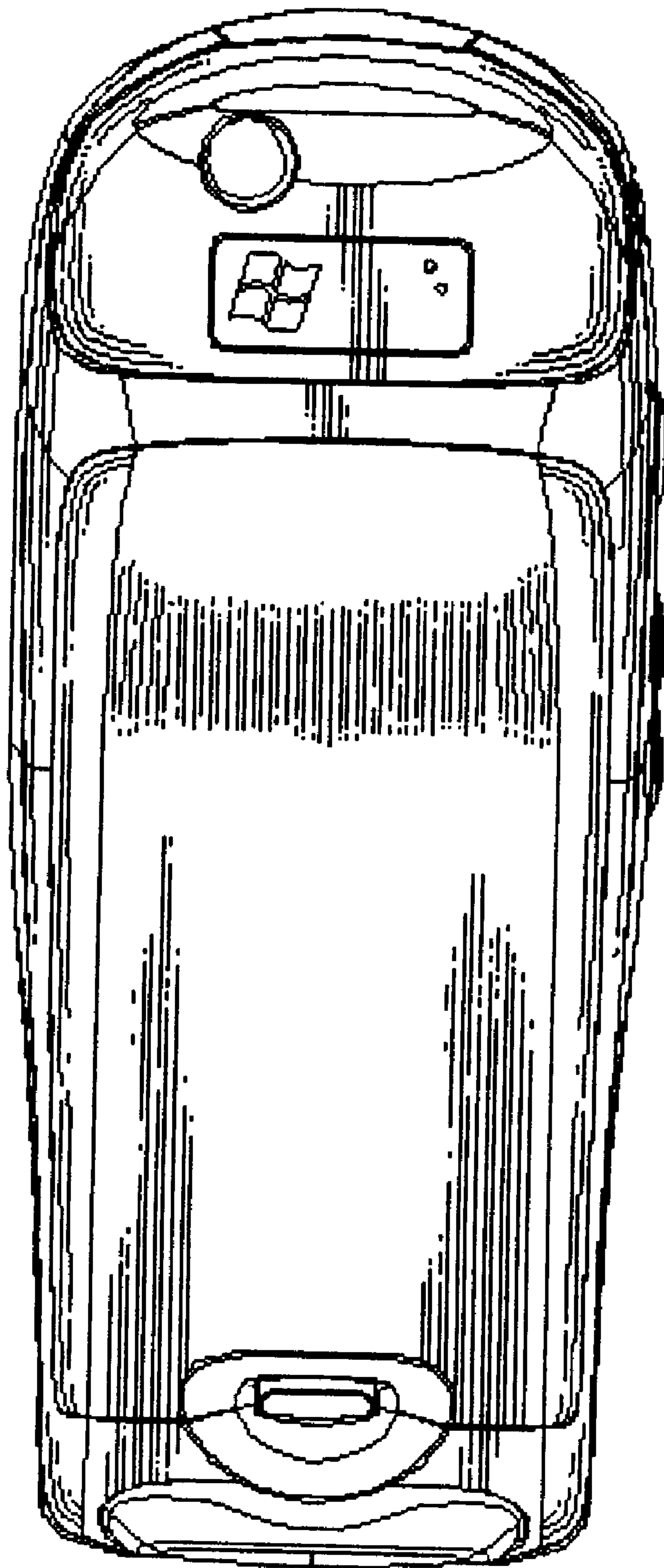


FIG. 3

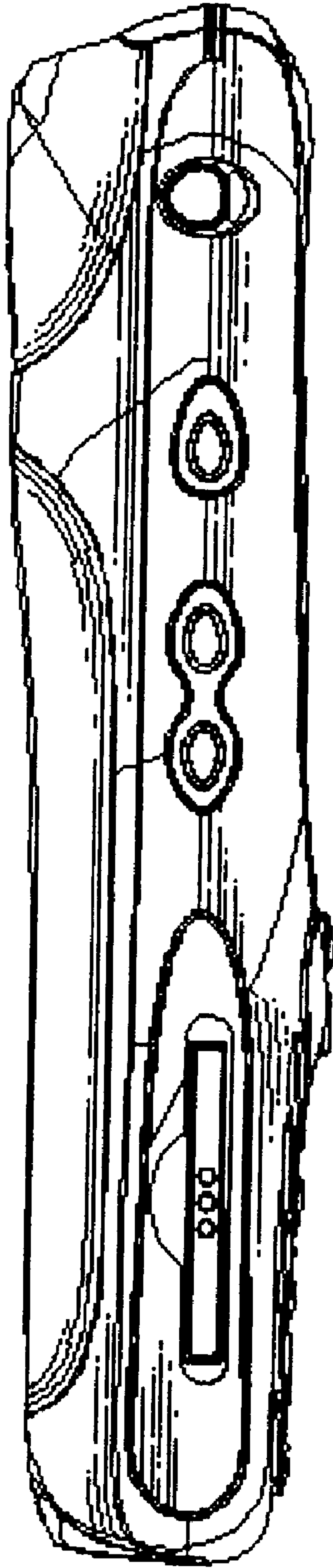


FIG. 4

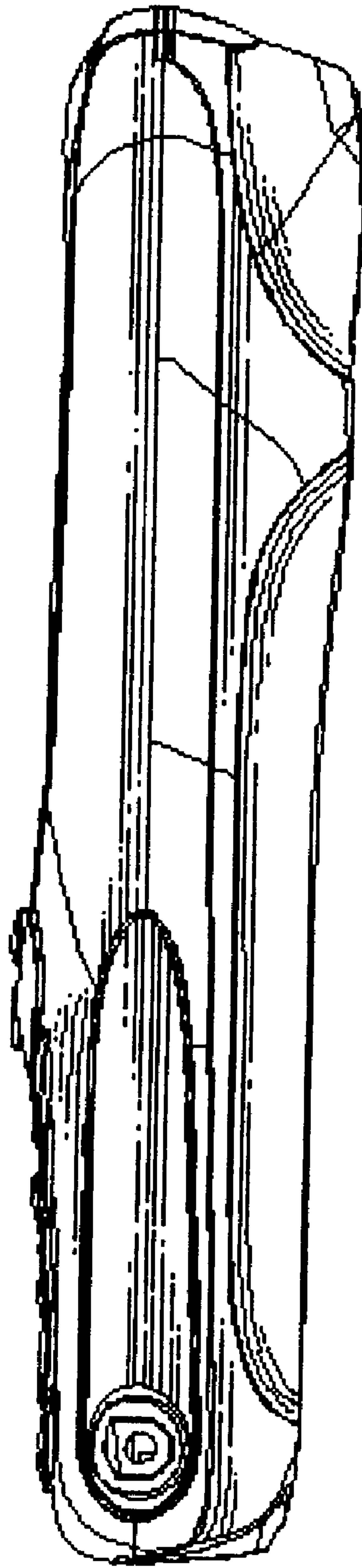


FIG. 5




FIG. 6

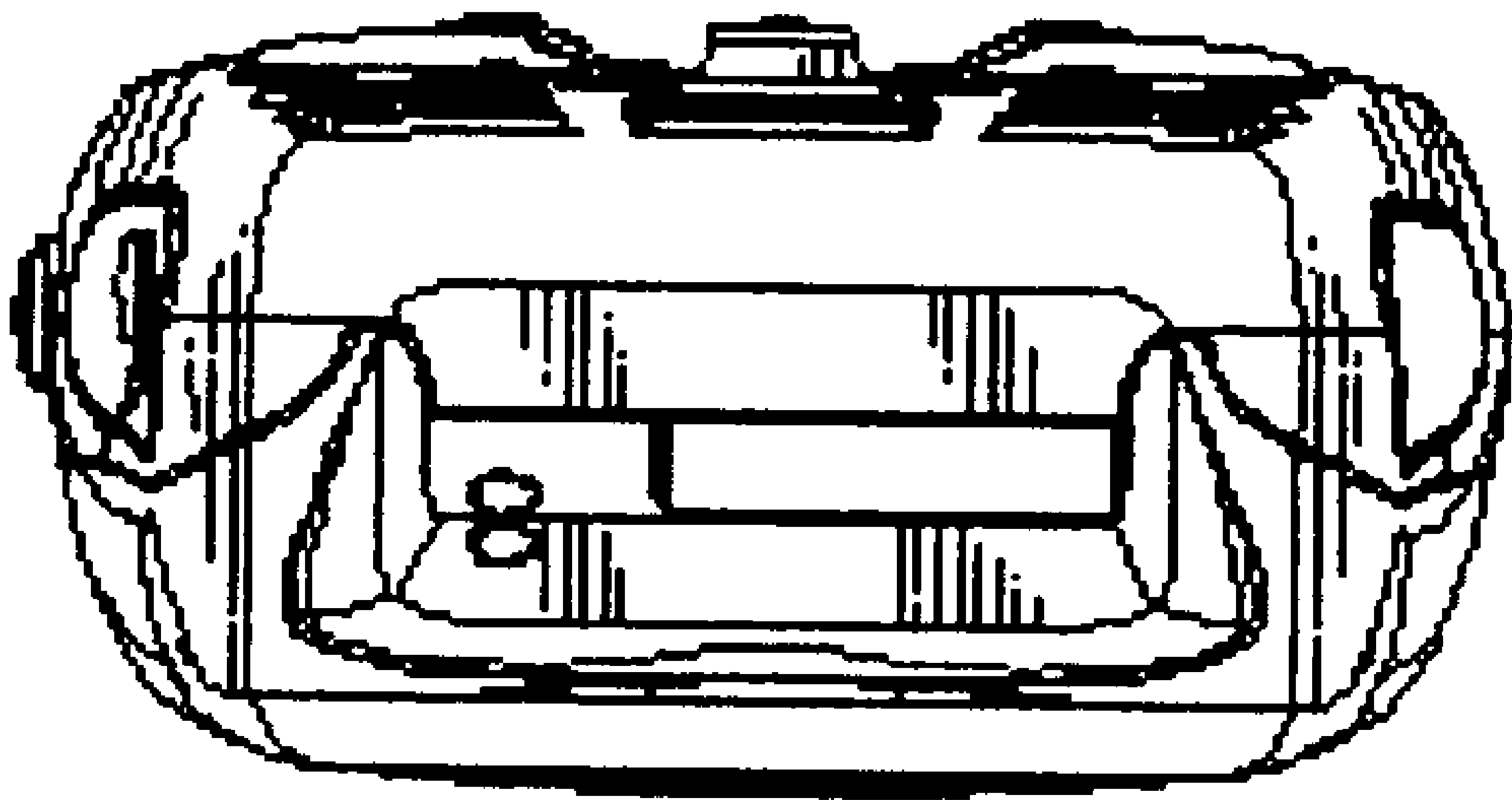


FIG. 7

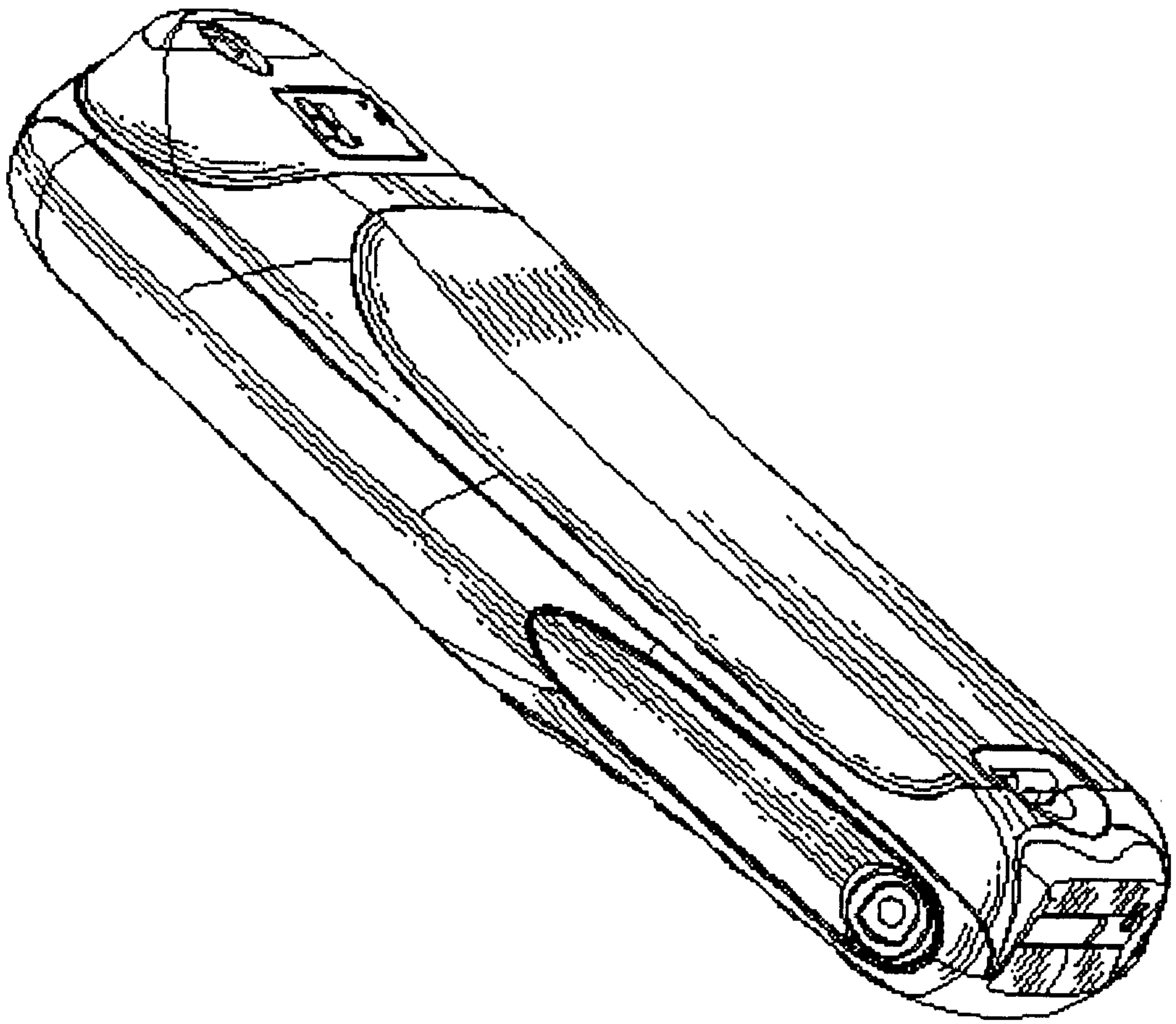


FIG. 8