



US00D490382S

(12) **United States Design Patent**
Dugas

(10) **Patent No.:** **US D490,382 S**

(45) **Date of Patent:** **** May 25, 2004**

(54) **INSIDE-OUT HEAT SINK**

(75) Inventor: **Roger Dugas**, Chester, NH (US)

(73) Assignee: **Xanoptix, Inc.**, Merrimack, NH (US)

(**) Term: **14 Years**

(21) Appl. No.: **29/172,246**

(22) Filed: **Dec. 9, 2002**

(51) **LOC (7) Cl.** **13-03**

(52) **U.S. Cl.** **D13/179**

(58) **Field of Search** D13/179; 165/80.3,
165/80.4; 174/16.3; 257/714; 361/697,
702, 704, 718

(56) **References Cited**

U.S. PATENT DOCUMENTS

4,546,405	A	*	10/1985	Hultmark et al.	361/718
4,942,497	A	*	7/1990	Mine et al.	361/702
5,113,315	A	*	5/1992	L. et al.	361/704
D341,820	S	*	11/1993	Itoh	D13/179
5,653,285	A	*	8/1997	Lee	165/185
D403,666	S	*	1/1999	Maack et al.	D13/179
6,244,331	B1	*	6/2001	Budelman	165/80.3
D449,587	S	*	10/2001	Cronin	D13/179

OTHER PUBLICATIONS

Press Release JARO Intros Honeycomb™ BGA Heat Sink, Nov. 2002, 2 pages.

Honeycomb Heat Sink Drawing, Nov. 1, 2001, 1 page.

* cited by examiner

Primary Examiner—Ted Shooman

Assistant Examiner—Selina Sikder

(74) *Attorney, Agent, or Firm*—Morgan & Finnegan, LLP

(57) **CLAIM**

I claim the ornamental design for an inside-out heat sink, as shown and described.

DESCRIPTION

FIG. 1 is a perspective view illustrating the top, front and right side of a design for the inside out heat sink;

FIG. 2 is a top plan view thereof;

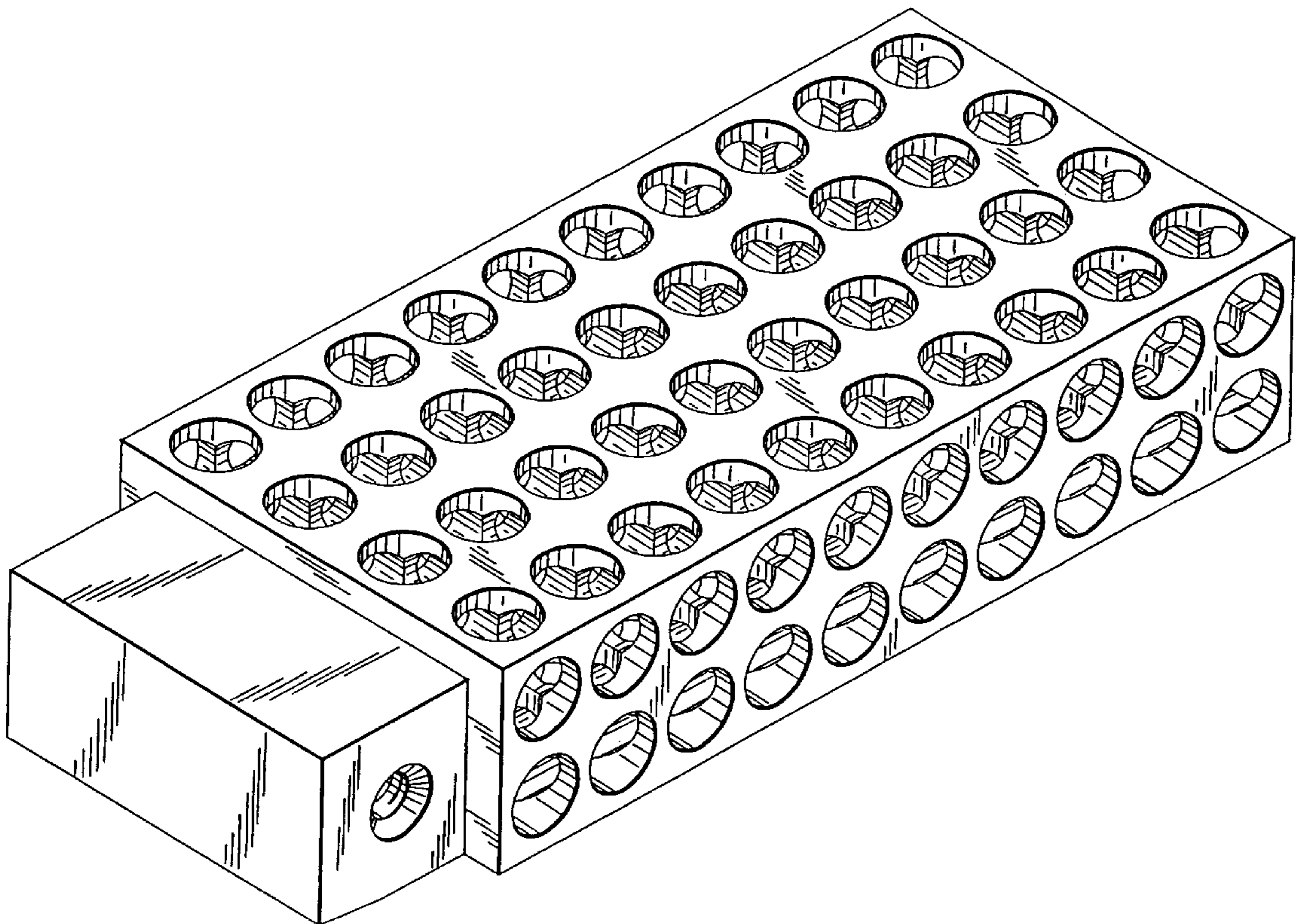
FIG. 3 is right side elevational view thereof, with the opposite side being a mirror image;

FIG. 4 is a front elevational view thereof;

FIG. 5 is a rear elevational view thereof; and,

FIG. 6 is a bottom plan view thereof.

1 Claim, 3 Drawing Sheets



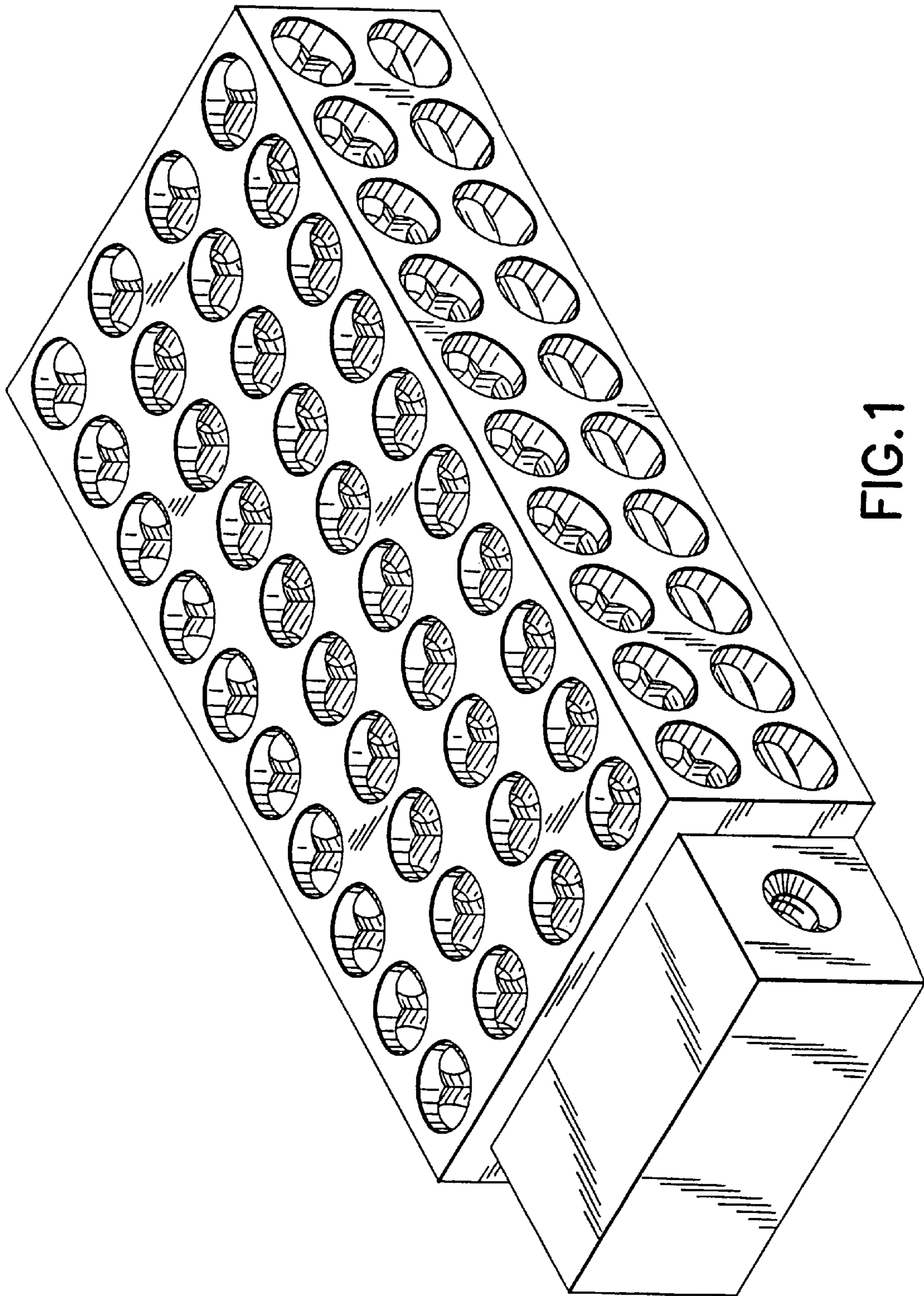


FIG.1

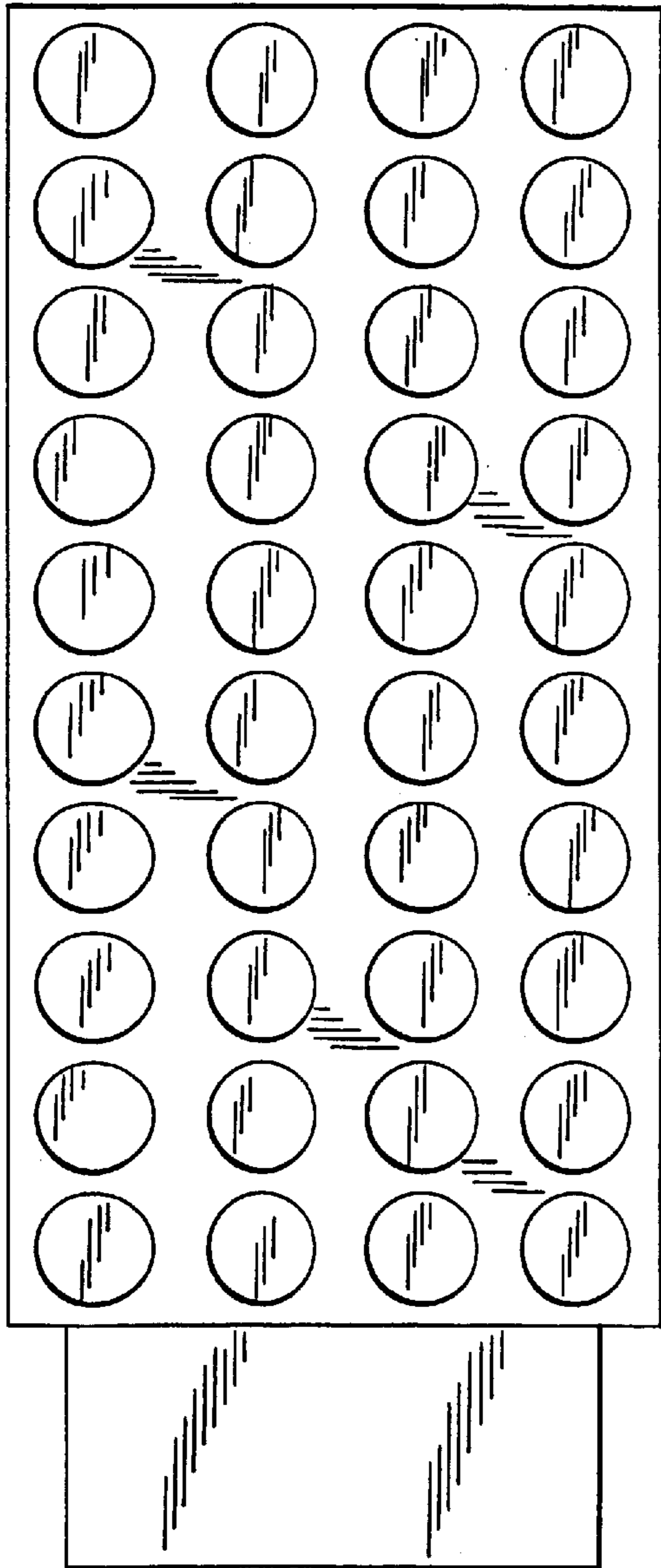


FIG. 2

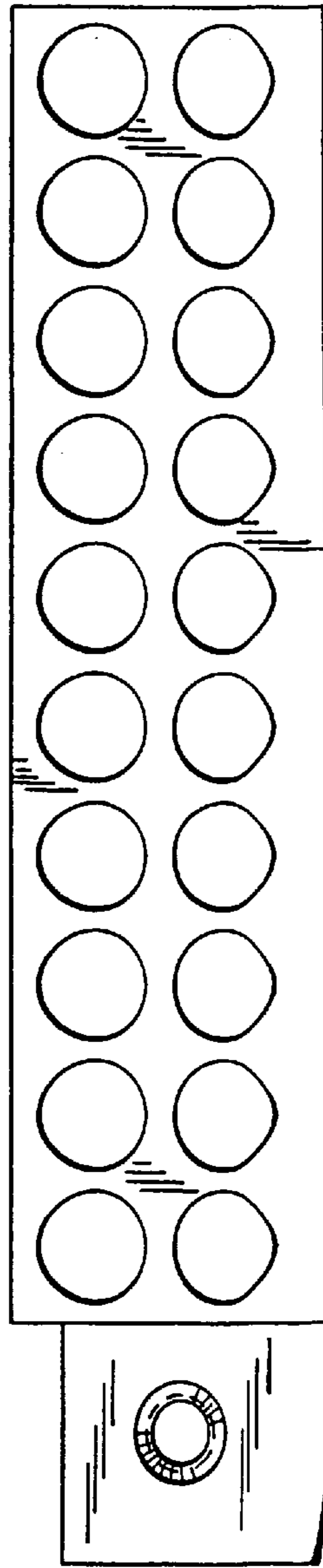


FIG. 3

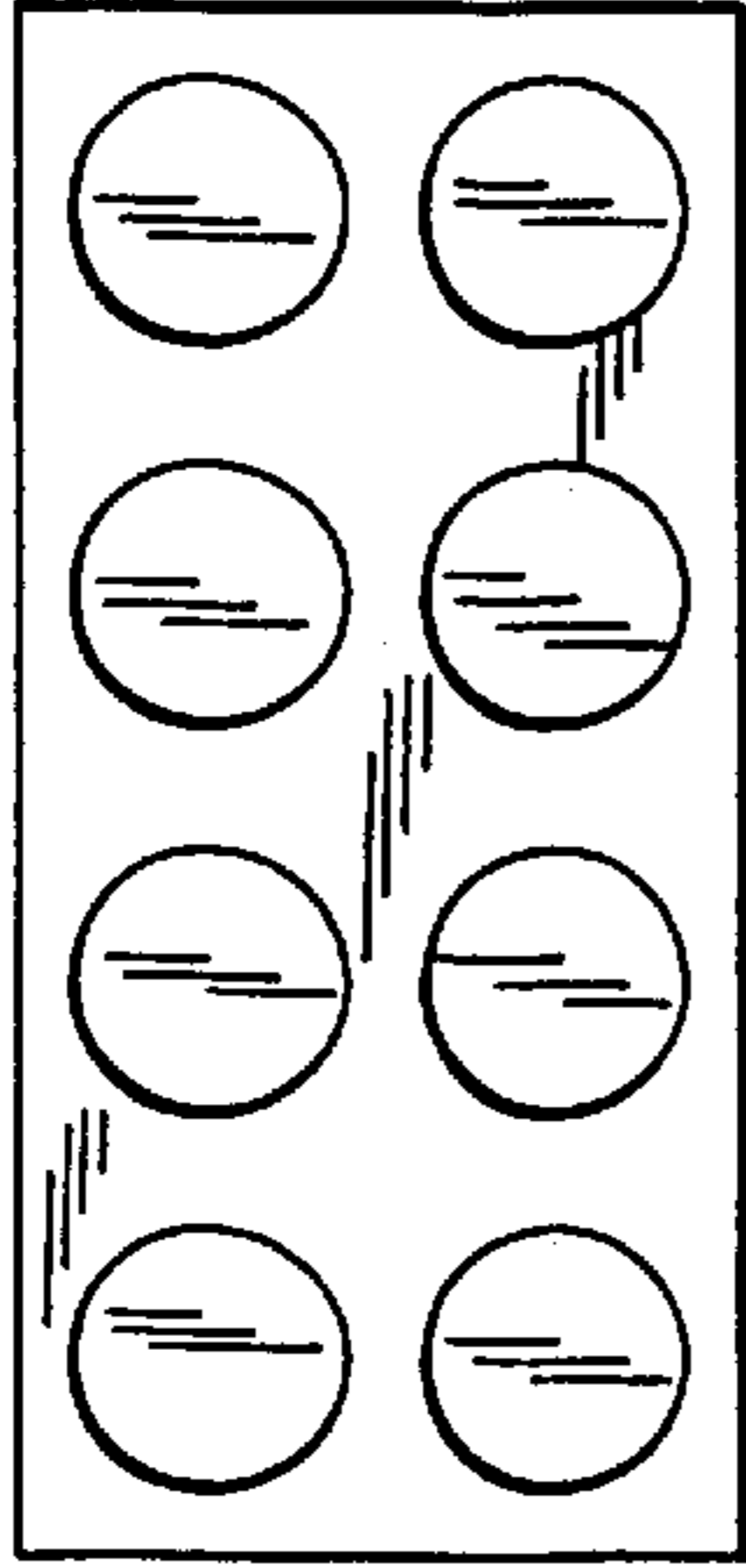


FIG. 5




FIG. 4




FIG. 6