



US00D490348S

(12) **United States Design Patent**
Cavey

(10) **Patent No.:** **US D490,348 S**

(45) **Date of Patent:** **** May 25, 2004**

(54) **SHINGUARD**

(75) **Inventor:** **John David Cavey**, c/o 109 Acacia Avenue, Greenacre, New South Wales 2190 (AU)

(73) **Assignees:** **John David Cavey**, Greenacre (AU); **Pamela Anne Cavey**, Greenacre (AU)

(**) **Term:** **14 Years**

(21) **Appl. No.:** **29/155,566**

(22) **Filed:** **Feb. 12, 2002**

(30) **Foreign Application Priority Data**

Aug. 22, 2001 (AU) 2641/2001

(51) **LOC (7) Cl.** **12-16**

(52) **U.S. Cl.** **D12/162**

(58) **Field of Search** D12/162, 400; 280/504, 507, 511; 150/154, 166; 293/142

(56) **References Cited**

U.S. PATENT DOCUMENTS

D234,949 S * 4/1975 Rendessy D12/162
5,533,743 A * 7/1996 Bello 280/507

D376,339 S * 12/1996 Arakelian D12/162
5,791,677 A * 8/1998 Froehlich 280/507
6,039,339 A * 3/2000 Bello 280/507
D422,951 S * 4/2000 Everett D12/162
D424,485 S * 5/2000 Parker D12/162
6,322,094 B1 * 11/2001 Poe 280/507

* cited by examiner

Primary Examiner—Stacia Cadmus

(74) *Attorney, Agent, or Firm*—Ladas & Parry

(57) **CLAIM**

The Ornamental design for a shinguard, as shown and described.

DESCRIPTION

FIG. 1 is a perspective view of a shinguard, showing my new design;

FIG. 2 is a top view thereof;

FIG. 3 is a left side view thereof;

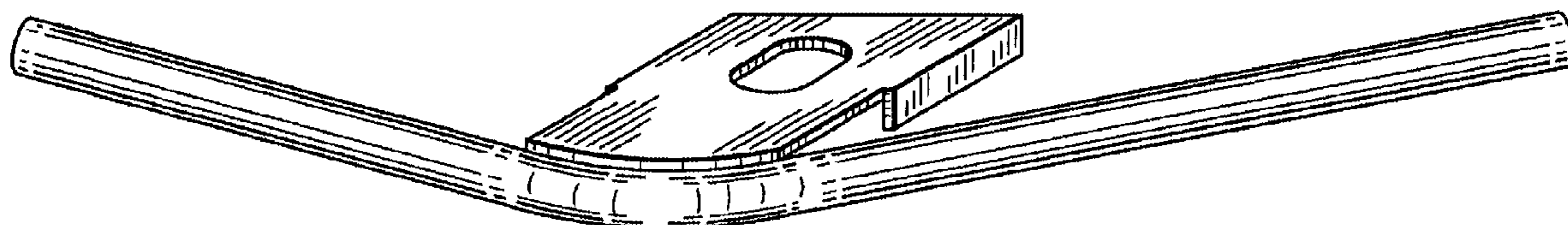
FIG. 4 is a right side view thereof;

FIG. 5 is a rear view thereof;

FIG. 6 is a bottom view thereof; and,

FIG. 7 is a front view thereof.

1 Claim, 3 Drawing Sheets



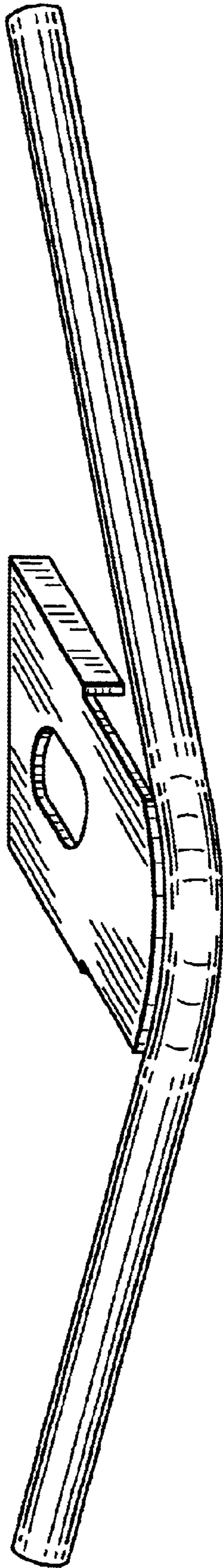


FIG. 1

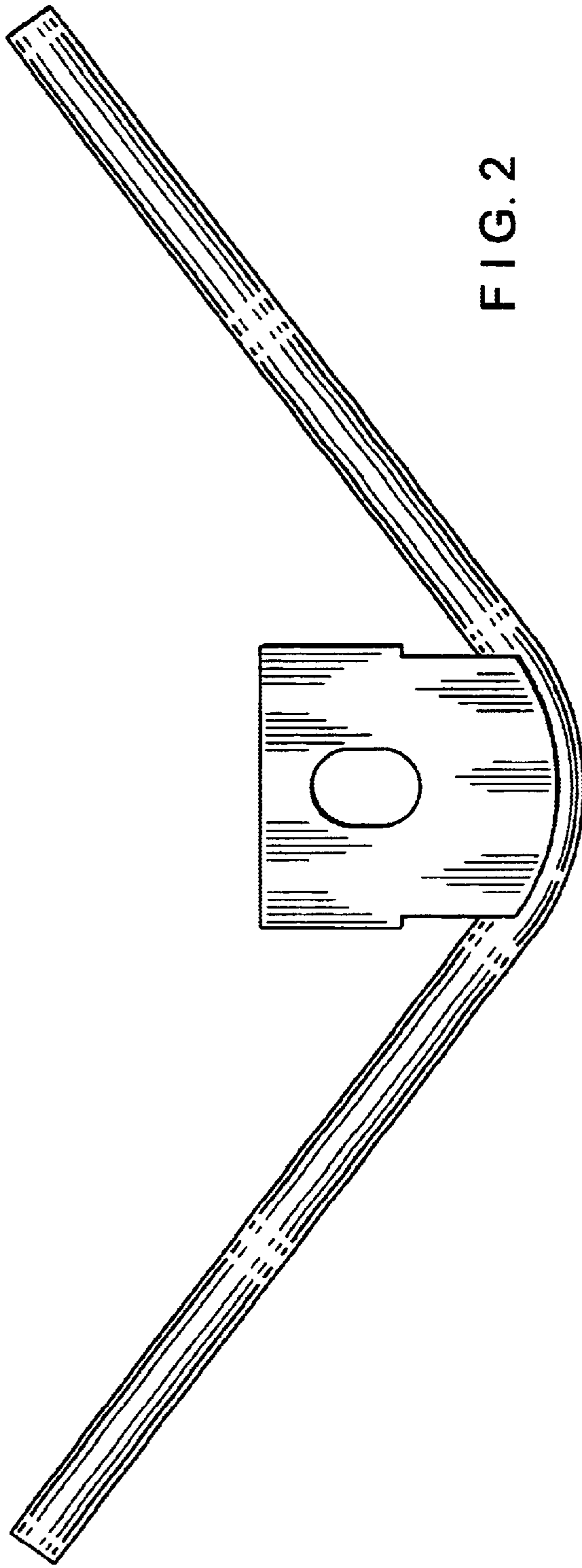


FIG. 2

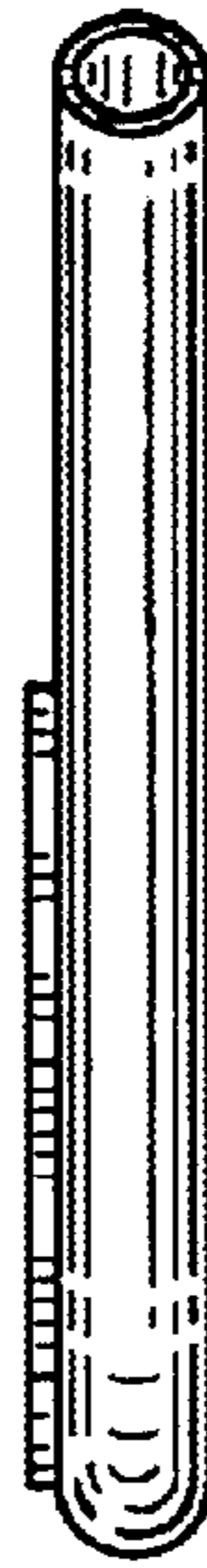


FIG. 4

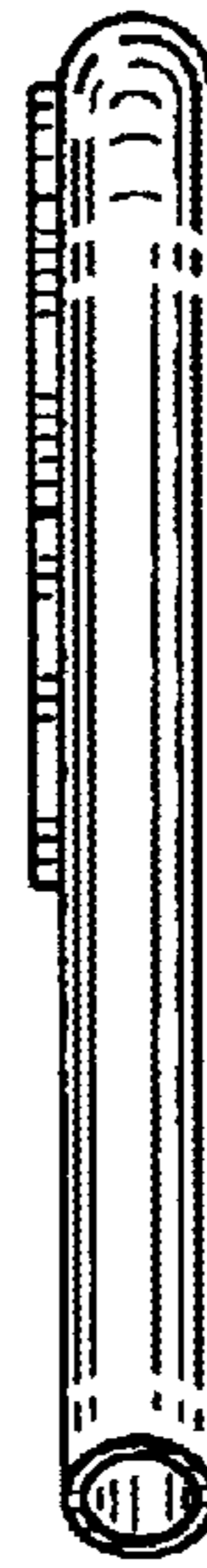


FIG. 3



FIG. 5

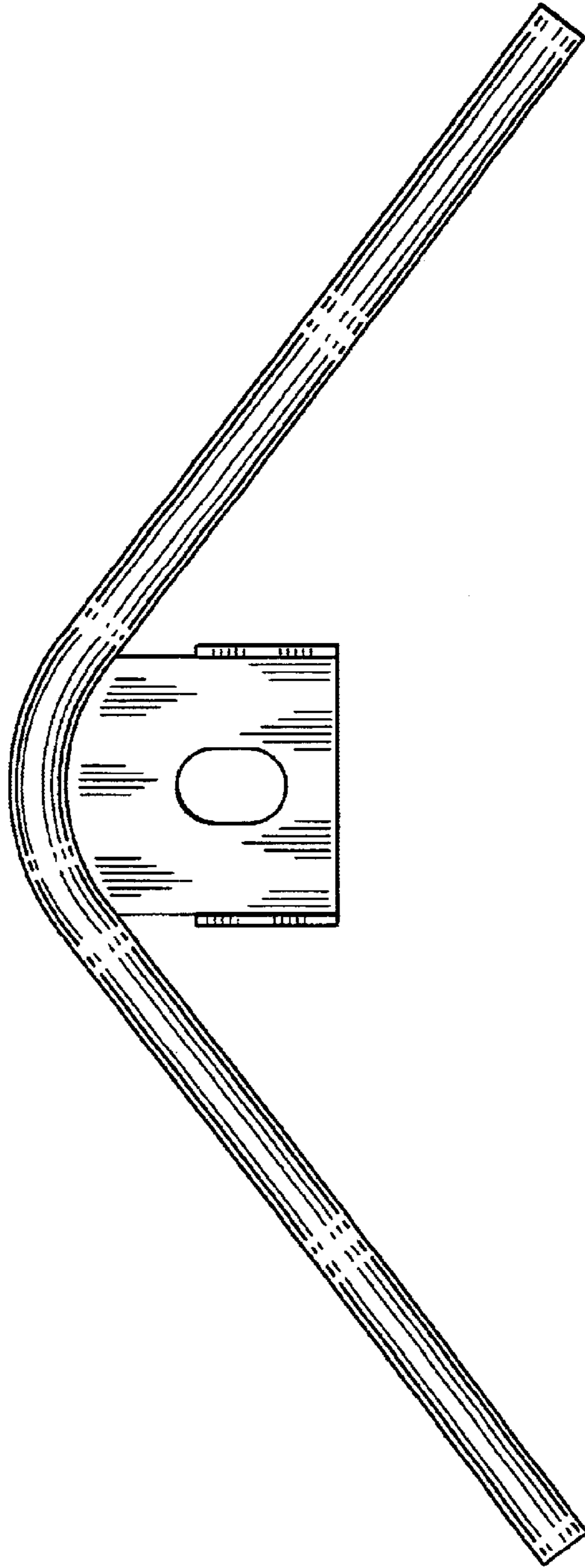


FIG. 6



FIG. 7