



US00D490321S

(12) **United States Design Patent**
Durant et al.

(10) **Patent No.:** **US D490,321 S**

(45) **Date of Patent:** **** May 25, 2004**

(54) **CONCENTRATE APPLICATOR BOTTLE**

(76) Inventors: **Andrew Durant**, 180 N. C St., Tustin, CA (US) 92780; **David Millar**, No. 8 Liana, Aliso Viejo, CA (US) 92656; **Steven Baranek**, 2426 E. Athens Ave., Orange, CA (US) 92867

(**) Term: **14 Years**

(21) Appl. No.: **29/164,596**

(22) Filed: **Jul. 26, 2002**

(51) **LOC (7) Cl.** **09-01**

(52) **U.S. Cl.** **D9/551; D9/549; D9/500**

(58) **Field of Search** D9/300, 337, 338, D9/339, 500-502, 516, 519-521, 537, 540, 543, 549, 551, 556-558, 564; 215/379-383, 400; 222/321.9

(56) **References Cited**

U.S. PATENT DOCUMENTS

D276,889 S * 12/1984 Biesecker D9/500
4,809,878 A * 3/1989 Rainey 222/321.9
D345,299 S * 3/1994 Schmitt D9/300

D351,991 S * 11/1994 Bertolini et al. D9/300

D372,194 S * 7/1996 Dallaire D9/520

D375,454 S * 11/1996 Lathrop et al. D9/300

D430,802 S * 9/2000 Adachi et al. D9/521

D470,057 S * 2/2003 Bowen D9/551

* cited by examiner

Primary Examiner—Sandra L. Morris

(74) *Attorney, Agent, or Firm*—Curtis L. Harrington

(57) **CLAIM**

The ornamental design for a concentrate applicator bottle, as shown and described.

DESCRIPTION

FIG. 1 is a perspective view of the concentrate applicator bottle, a pump unit, extension lugs, and optional segmentation line shown in phantom and forming no part of the invention hereof;

FIG. 2 is a front side view thereof;

FIG. 3 is a rear side view thereof;

FIG. 4 is a right side view;

FIG. 5 is a top side view thereof; and,

FIG. 6 is a bottom view.

1 Claim, 2 Drawing Sheets

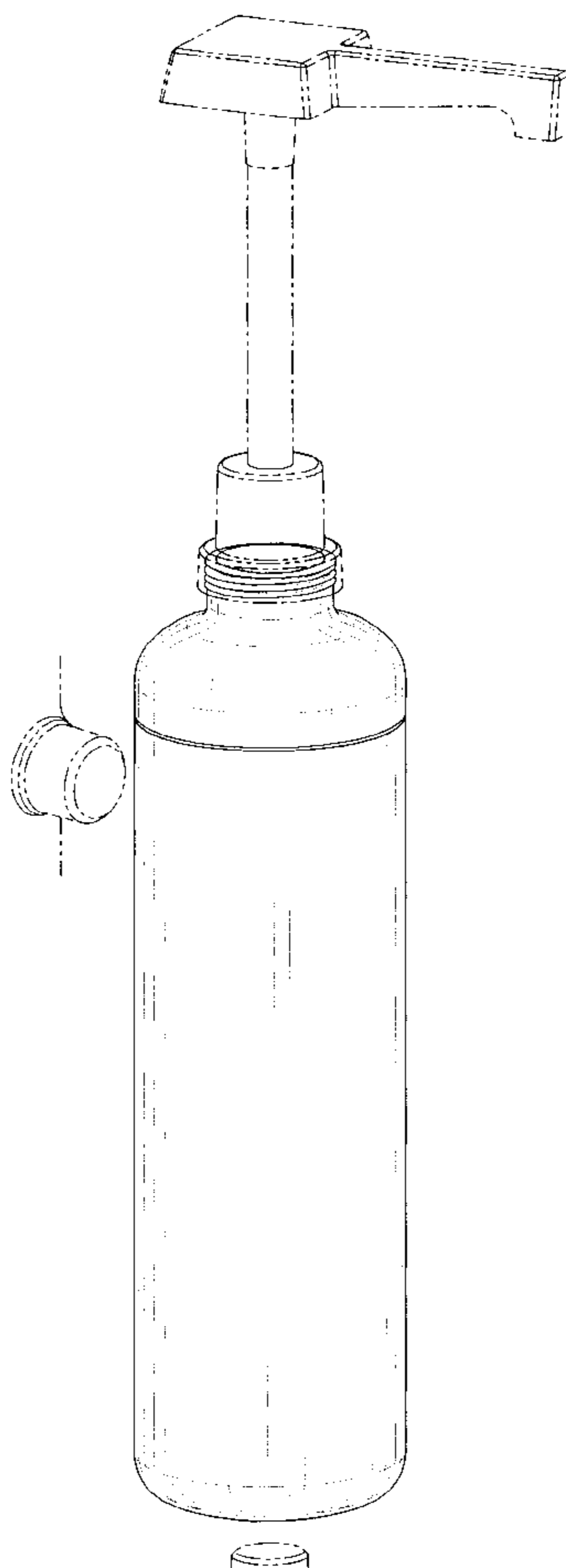


Fig. 1

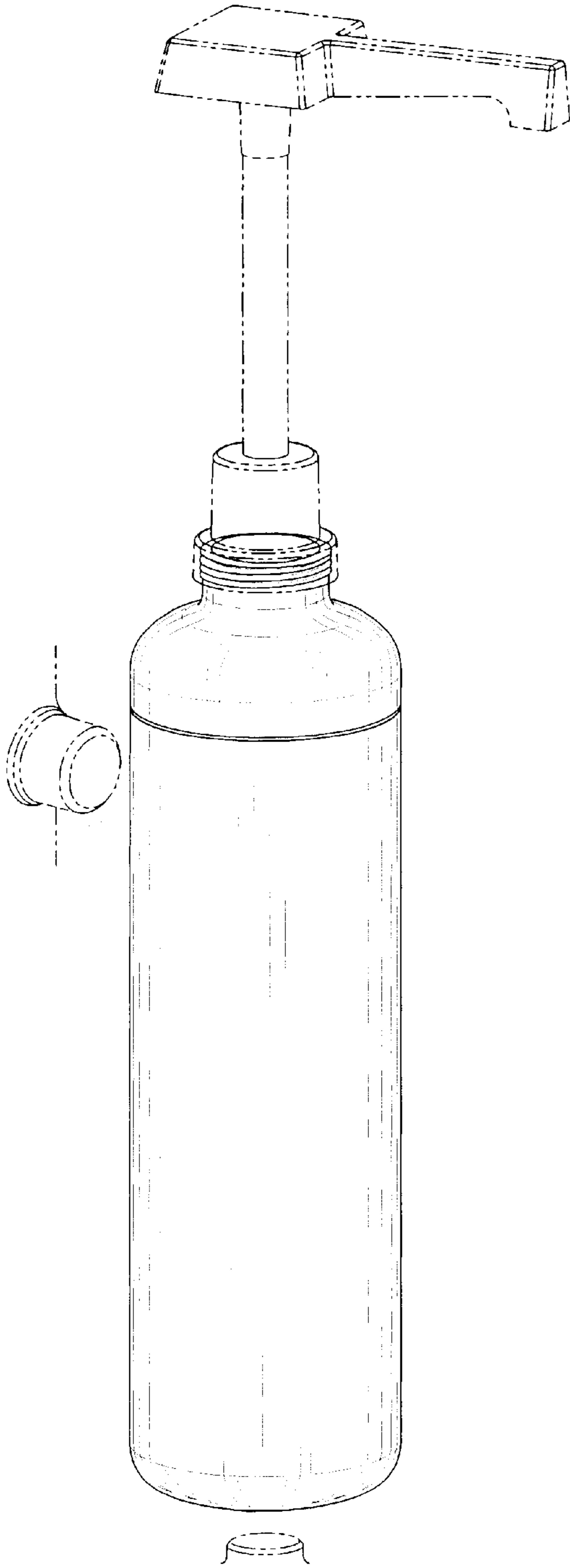


Fig. 5

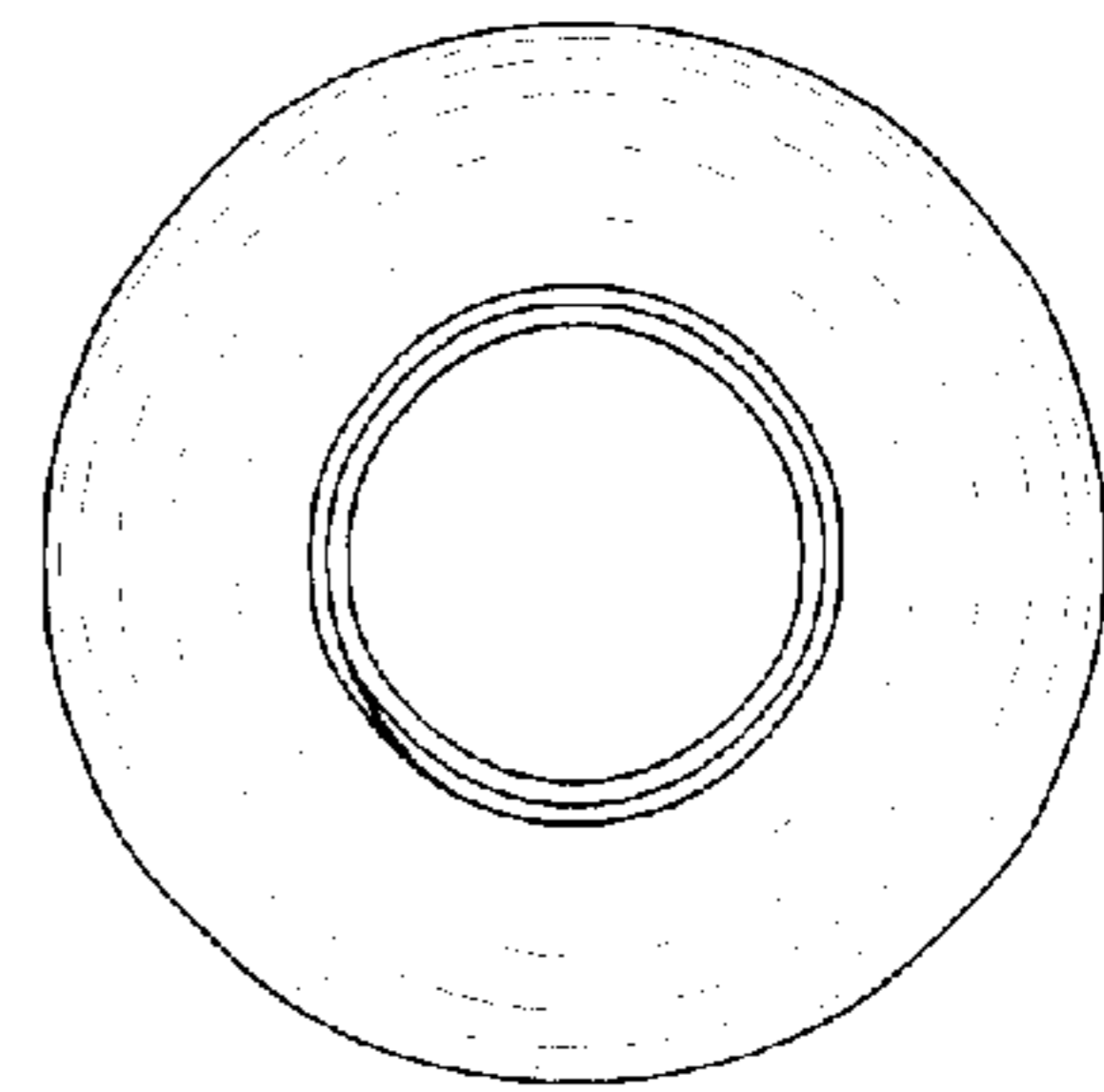


Fig. 6



Fig. 2




Fig. 3

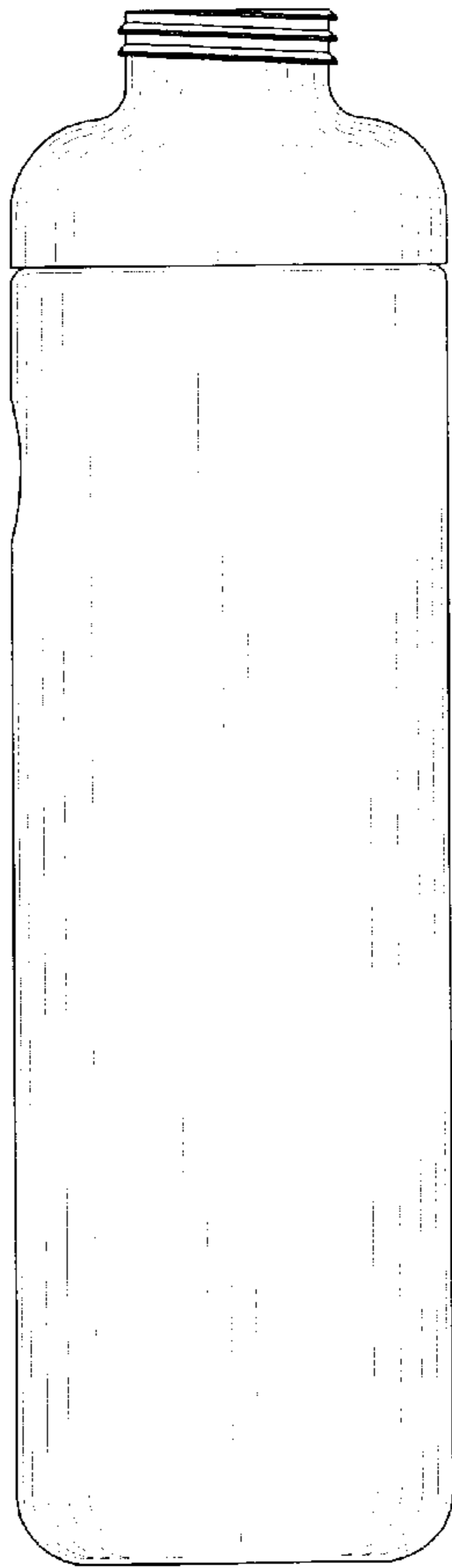


Fig. 4

