



US00D490311S

(12) **United States Design Patent**
Timm

(10) **Patent No.:** **US D490,311 S**

(45) **Date of Patent:** **** May 25, 2004**

(54) **TAB FOR BEVERAGE CONTAINER**

(76) Inventor: **Ricky Timm**, 400 Arnold, Marshfield,
WI (US) 54449

(**) Term: **14 Years**

(21) Appl. No.: **29/189,916**

(22) Filed: **Sep. 13, 2003**

(51) **LOC (7) Cl.** **09-07**

(52) **U.S. Cl.** **D9/434; D9/438**

(58) **Field of Search** D9/438, 434, 416,
D9/518; 206/459.5; 215/230, 255; 220/269-272,
906; 222/153.7

(56) **References Cited**

U.S. PATENT DOCUMENTS

D200,077 S	*	1/1965	Stec	D9/438
D200,883 S	*	4/1965	Borzek	D9/438
D201,647 S	*	7/1965	Borzek	D9/438
D202,939 S	*	11/1965	Fraze	D9/438
3,250,425 A	*	5/1966	Nicholson et al.	220/273
D278,024 S		3/1985	Hoffman et al.		
4,712,454 A		12/1987	Hull et al.		

4,745,829 A	5/1988	VanHoutte et al.	
5,203,467 A	4/1993	Tucker	
D390,464 S	*	2/1998	Harrold et al. D9/438
5,771,759 A	6/1998	Warren	
5,911,794 A	6/1999	Nordhoff	
6,354,467 B1	*	3/2002	Mabee 220/269

* cited by examiner

Primary Examiner—Louis S. Zarfaz
Assistant Examiner—Gregory Andoll


(57) **CLAIM**

The ornamental design for a tab for beverage container, as shown and described.

DESCRIPTION

FIG. 1 is a front elevational view of a tab for beverage container showing my new design;
FIG. 2 is a rear elevational view thereof;
FIG. 3 is a side view, taken from the left side of FIG. 1;
FIG. 4 is a side view, taken from the right side of FIG. 1;
FIG. 5 is a top plan view thereof; and,
FIG. 6 is a bottom plan view thereof.

1 Claim, 2 Drawing Sheets



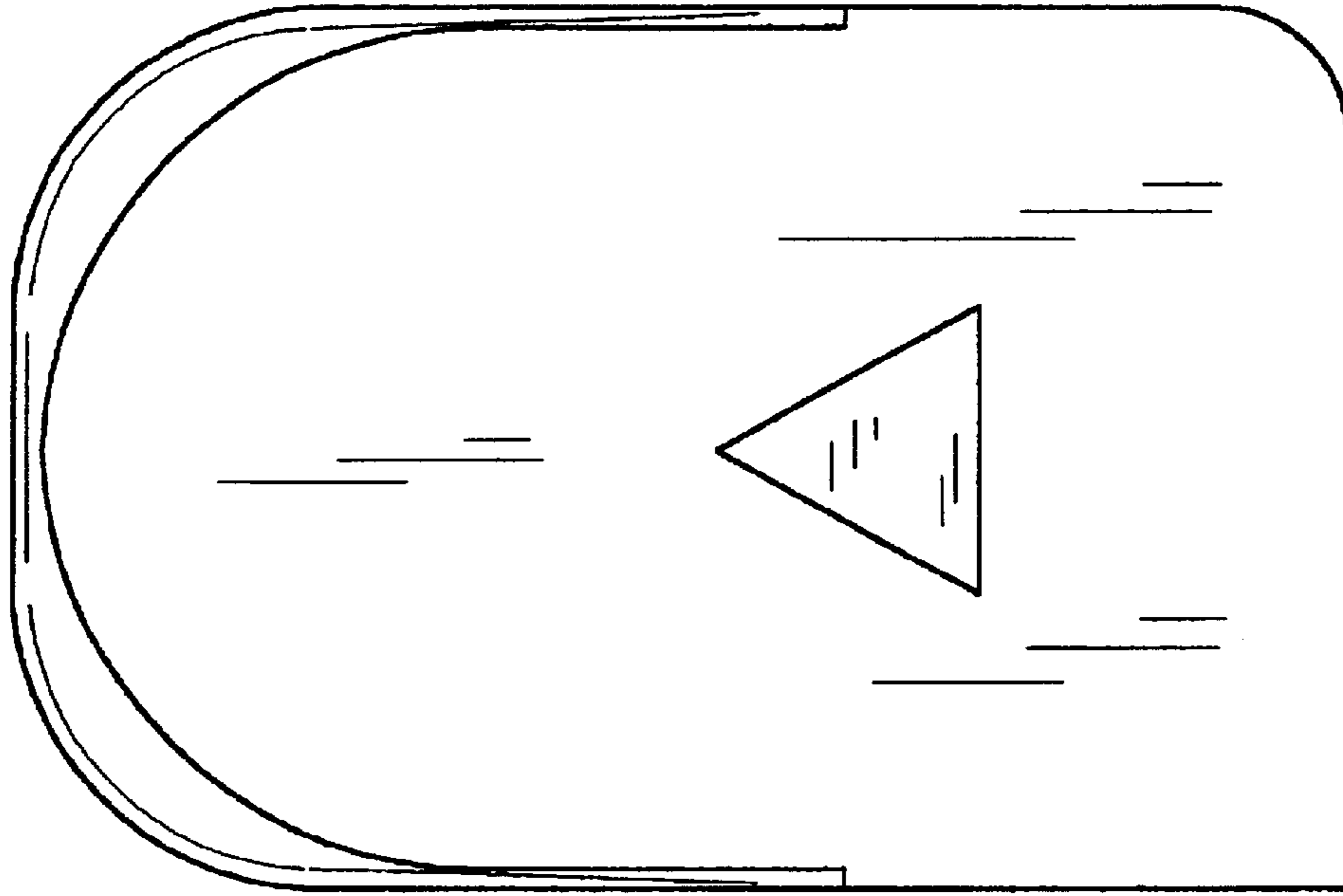


FIG. 2




FIG. 1

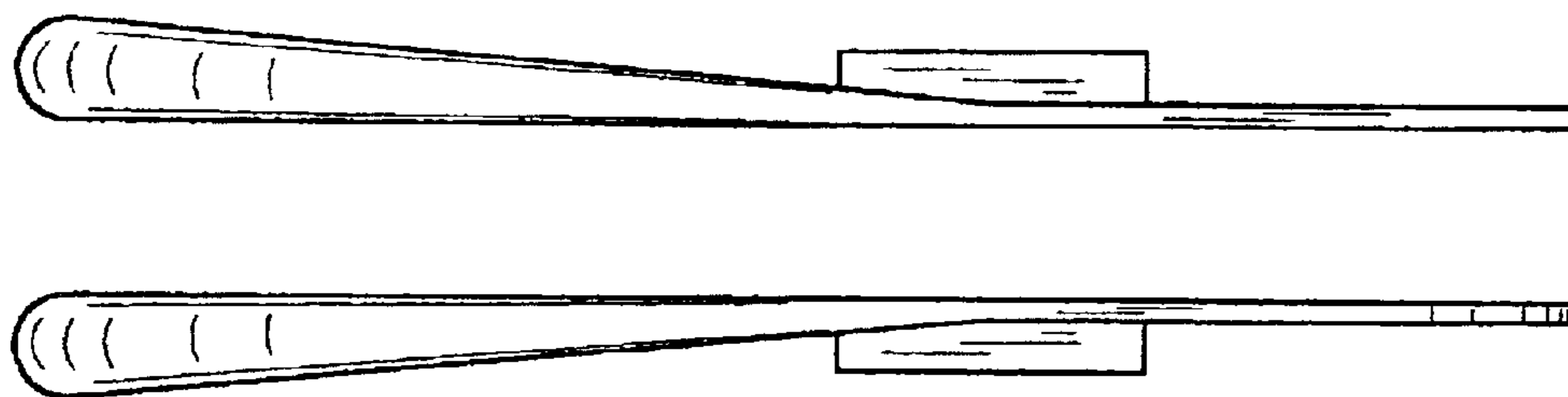


FIG. 3 FIG. 4

FIG. 5



FIG. 6

