



US00D490291S

(12) **United States Design Patent**
Bell

(10) **Patent No.:** **US D490,291 S**

(45) **Date of Patent:** **** May 25, 2004**

(54) **TOILET SEAT HANDLE IN THE SHAPE OF A BUTTERFLY**

(75) Inventor: **Mark A. Bell**, Sylmar, CA (US)

(73) Assignee: **Bell Innovative Products, Inc.**, Sylmar, CA (US)

(**) Term: **14 Years**

(21) Appl. No.: **29/180,999**

(22) Filed: **May 1, 2003**

(51) **LOC (7) Cl.** **08-06**

(52) **U.S. Cl.** **D8/305; D8/307; D21/650**

(58) **Field of Search** D8/300, 305, 307, D8/308, 310, 350, 351; D23/311, 312; D21/604, 601, 650; D11/134, 137, 140, 133, 114, 115, 100, 139; 4/246.1, 246.3; 16/905, 904, 430, 443

(56) **References Cited**

U.S. PATENT DOCUMENTS

- D244,767 S * 6/1977 Ditto D11/137
- D351,550 S * 10/1994 Clark et al. D8/307
- D356,369 S * 3/1995 El-Assir D21/650

D363,344 S * 10/1995 Hazard D8/307

D406,884 S * 3/1999 Goss D23/311

D426,875 S * 6/2000 Weatherbee D23/311

D464,685 S * 10/2002 Weiser et al. D21/650

6,634,032 B1 * 10/2003 Janik 4/246.1

* cited by examiner

Primary Examiner—B. J. Bullock

(74) *Attorney, Agent, or Firm*—Thomas I. Rozsa; Tony D. Chen

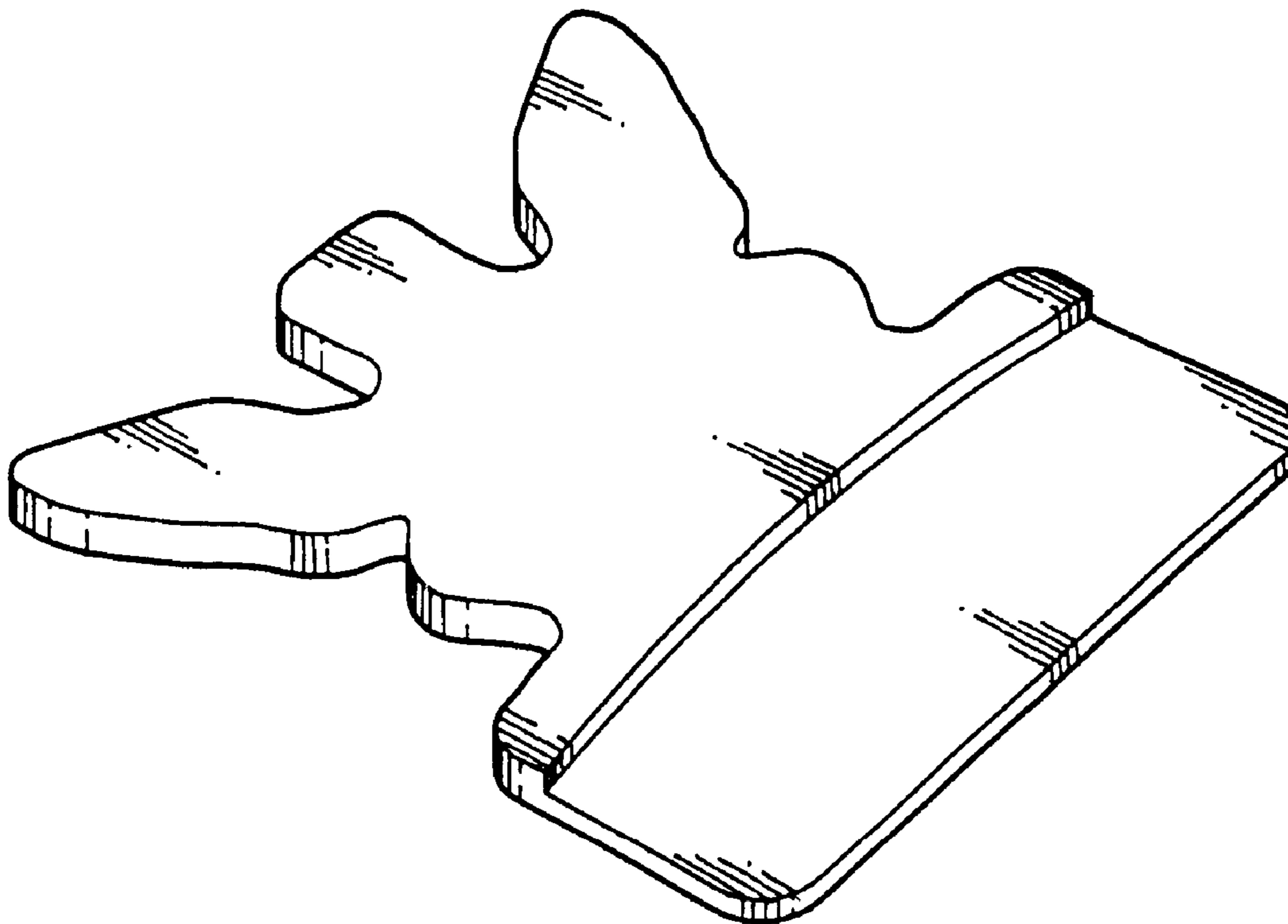
(57) **CLAIM**

The Ornamental design for a toilet seat handle in the shape of a butterfly, as shown and described.

DESCRIPTION

FIG. 1 is a perspective view of the toilet seat handle in the shape of a butterfly, showing my design.
 FIG. 2 is a front elevational view;
 FIG. 3 is a rear elevational view;
 FIG. 4 is a left side elevational view;
 FIG. 5 is a right side elevational view;
 FIG. 6 is a top plan view; and,
 FIG. 7 is a bottom plan view.

1 Claim, 1 Drawing Sheet



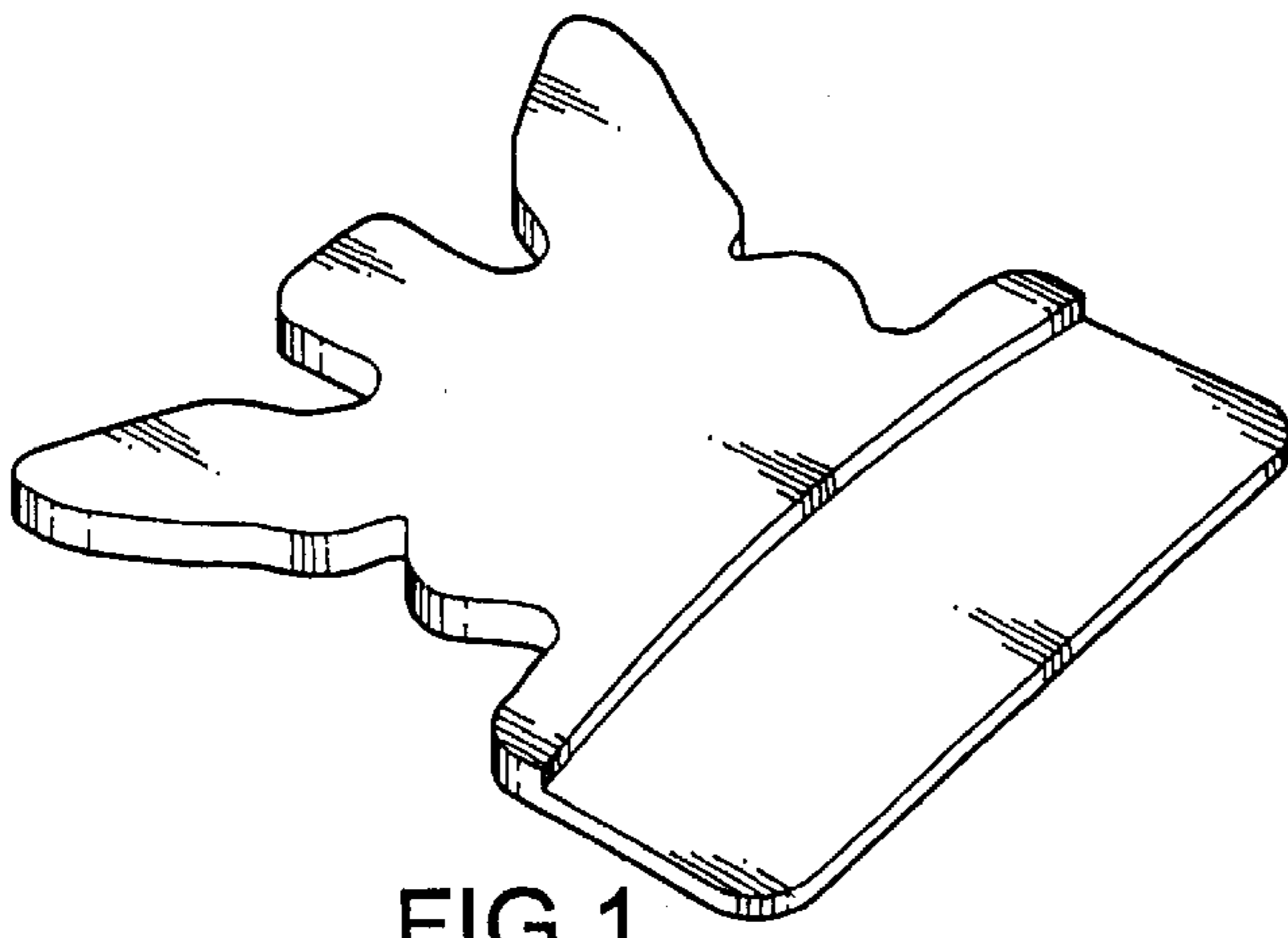


FIG.1

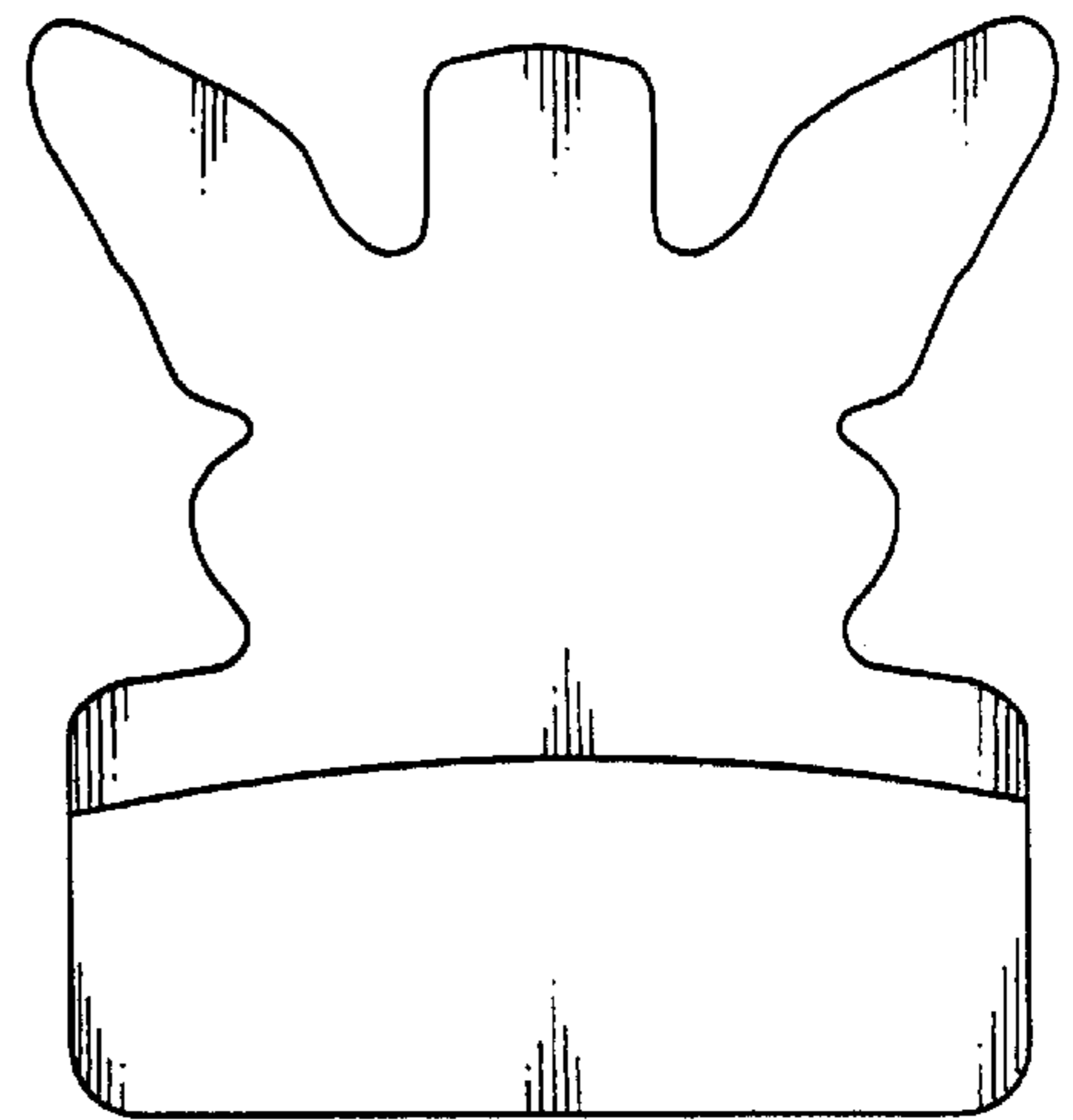


FIG.2

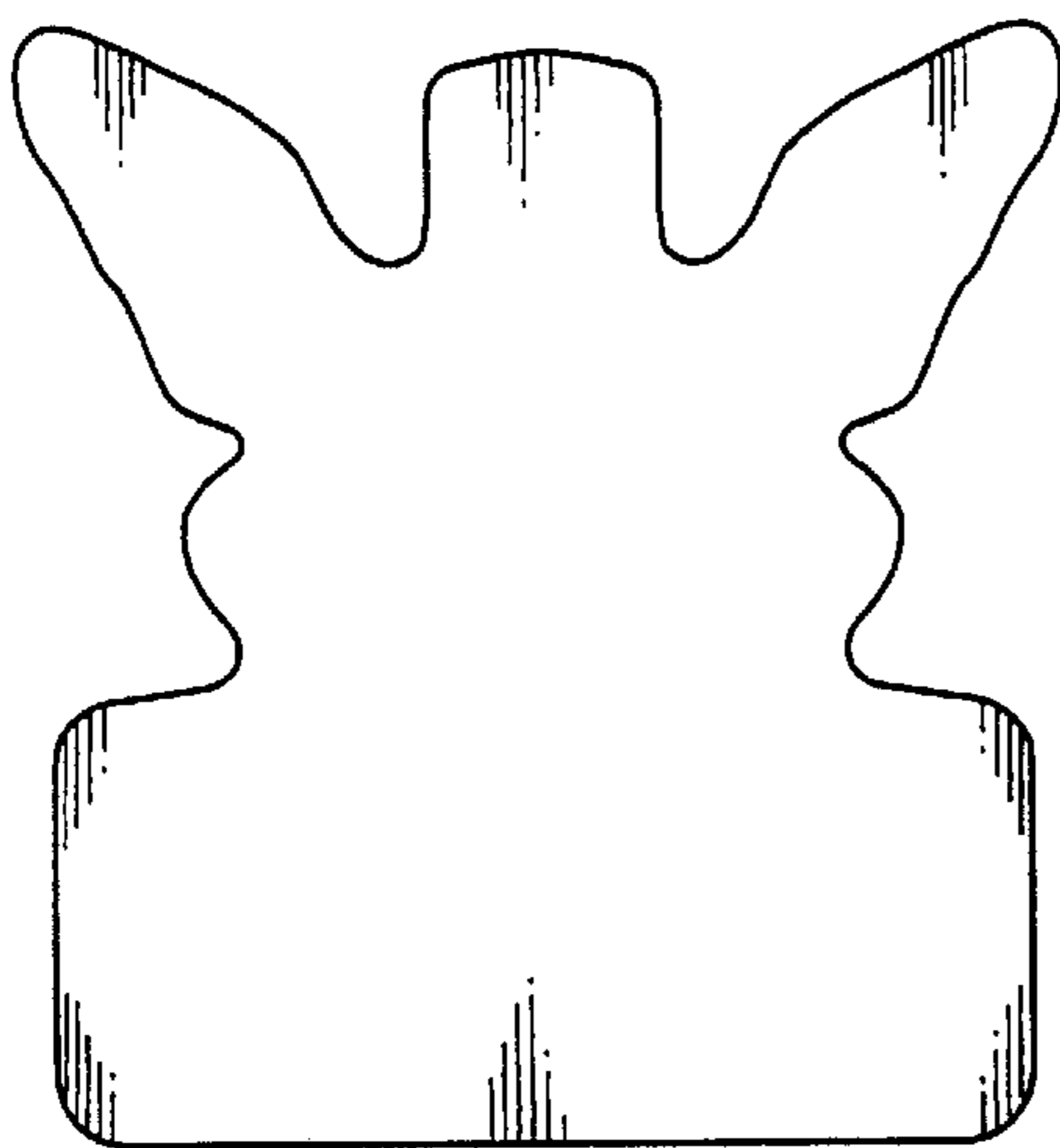


FIG.3



FIG.6




FIG.7



FIG.4



FIG.5