



US00D490287S

(12) **United States Design Patent**  
**Bodum**

(10) **Patent No.:** **US D490,287 S**

(45) **Date of Patent:** **\*\* May 25, 2004**

(54) **STAPLE REMOVER**

(75) Inventor: **Jørgen Bodum, St. Niklausen (CH)**

(73) Assignee: **PI-Design AG, Triengen (CH)**

(\*\*) Term: **14 Years**

(21) Appl. No.: **29/183,284**

(22) Filed: **Jun. 11, 2003**

**Related U.S. Application Data**

(62) Division of application No. 29/172,529, filed on Dec. 13, 2002.

(30) **Foreign Application Priority Data**

Jul. 4, 2002 (DK) ..... DA 2002 00536

(51) **LOC (7) Cl.** ..... **19-02**

(52) **U.S. Cl.** ..... **D8/48**

(58) **Field of Search** ..... D8/14, 48; 227/63, 227/128; 254/28

(56) **References Cited**

**U.S. PATENT DOCUMENTS**

2,079,672 A \* 5/1937 Allen ..... 254/28

2,726,393 A \* 12/1955 Vogel ..... 227/128  
5,090,662 A \* 2/1992 Koo ..... 254/28  
D404,272 S \* 1/1999 Courtenay ..... D8/48  
5,875,503 A \* 3/1999 Cheldin ..... 254/28

\* cited by examiner

*Primary Examiner*—Adir Aronovich

(74) *Attorney, Agent, or Firm*—Nath & Associates PLLC; Marvin C. Berkowitz; Derek Richmond

(57) **CLAIM**

The ornamental design for a staple remover, as shown and described.

**DESCRIPTION**

FIG. 1 is a front, top perspective view of a staple remover showing my new design;

FIG. 2 is a top plan view of the staple remover;

FIG. 3 is a right side view of the staple remover;

FIG. 4 is a left side view of the staple remover; and,

FIG. 5 is a back view of the staple remover.

**1 Claim, 2 Drawing Sheets**

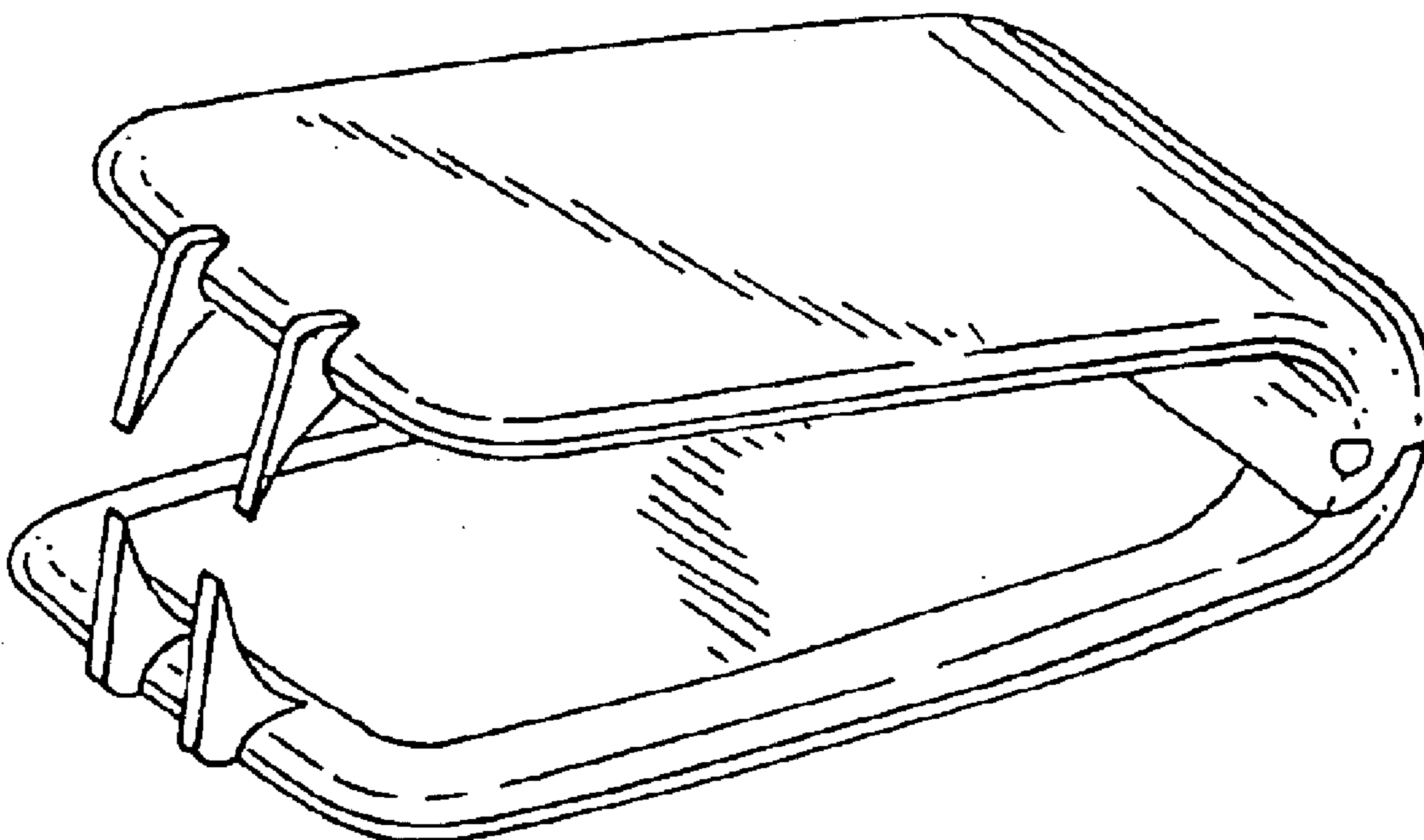


FIG. 1

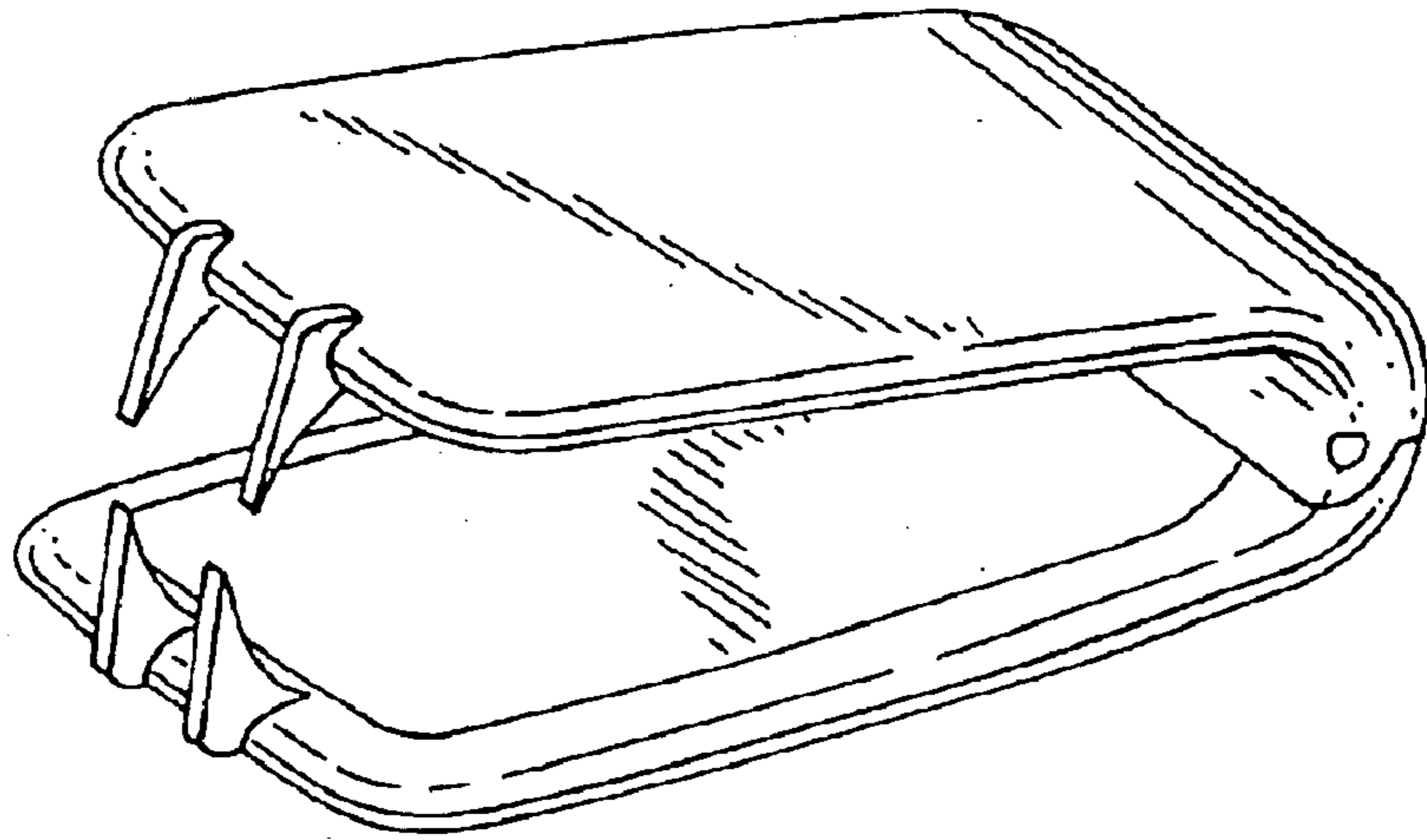


FIG. 2

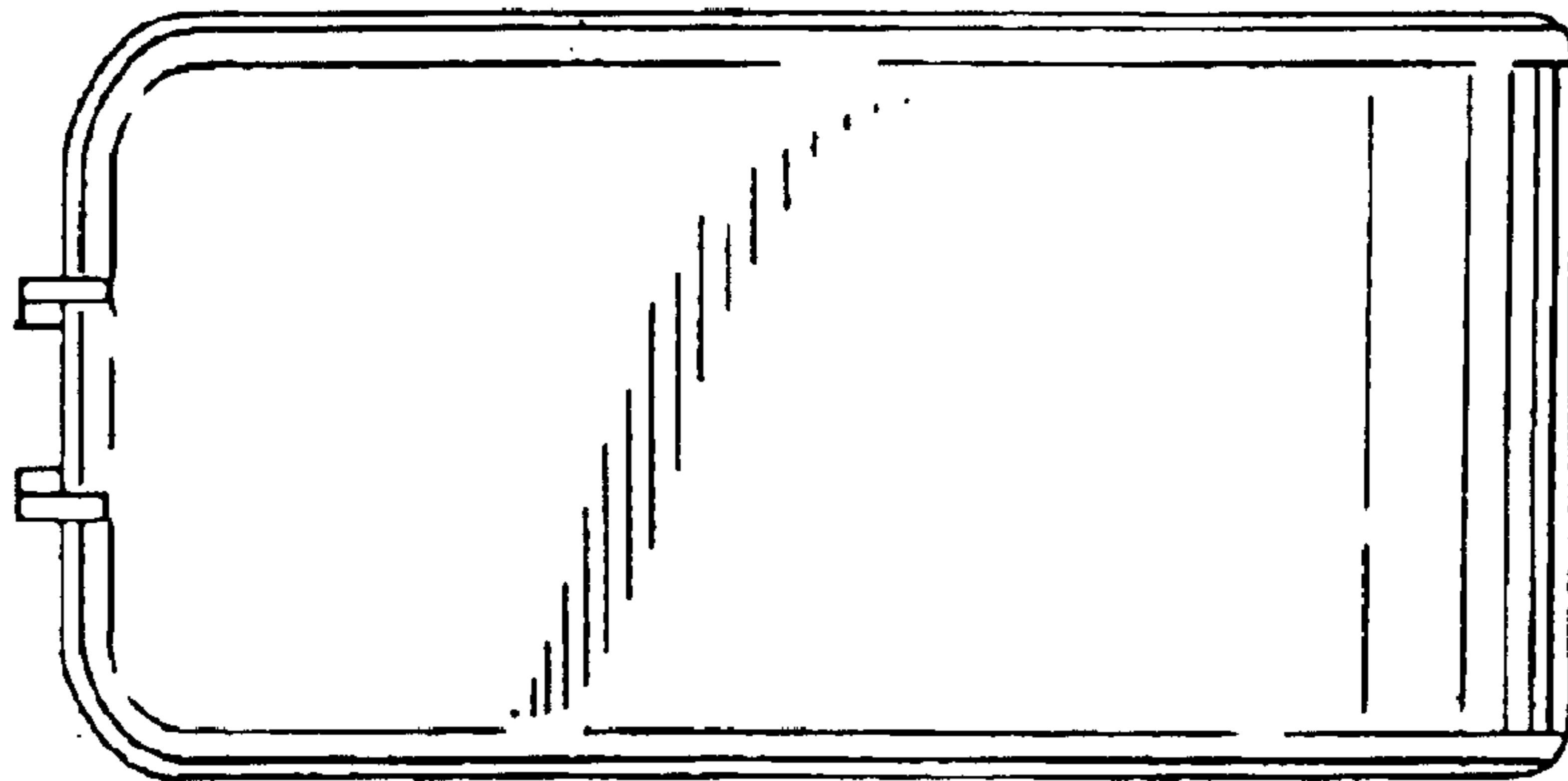


FIG. 3

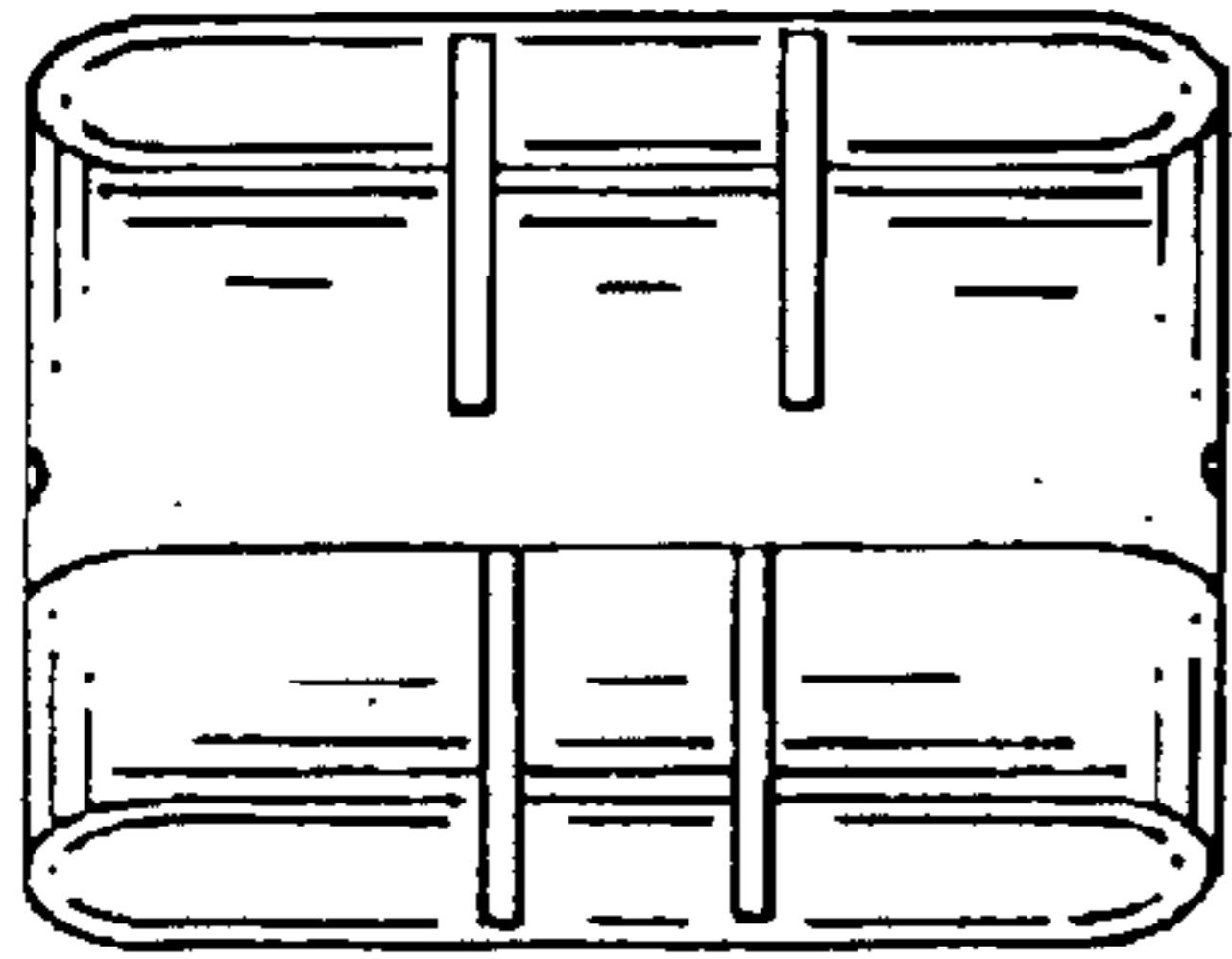


FIG. 4




FIG. 5

