



US00D490286S

(12) **United States Design Patent**  
**Simons**

(10) **Patent No.:** **US D490,286 S**

(45) **Date of Patent:** **\*\* May 25, 2004**

(54) **FOIL CUTTER FOR A BEVERAGE BOTTLE**

D397,922 S \* 9/1998 Gort-Barten ..... D8/41  
D459,963 S \* 7/2002 Usbeck ..... D8/41

(75) Inventor: **Danny Simons**, Nerang (AU)

\* cited by examiner

(73) Assignee: **Argyle Wine Accessories Pty Ltd**,  
Nerang (AU)

*Primary Examiner*—Caron D. Veynar  
(74) *Attorney, Agent, or Firm*—Ladas & Parry

(\*\*) Term: **14 Years**

(57) **CLAIM**

(21) Appl. No.: **29/176,924**

The ornamental design for a foil cutter for a beverage bottle,  
as shown and described.

(22) Filed: **Feb. 28, 2003**

(30) **Foreign Application Priority Data**

**DESCRIPTION**

Aug. 28, 2002 (AU) ..... 2673/2002

FIG. 1 is a perspective view from below and to one side of  
a foil cutter for a beverage bottle showing my new design;  
FIG. 2 is a perspective view thereof from the opposite side  
and above;  
FIG. 3 is a top view thereof;  
FIG. 4 is a bottom view thereof;  
FIG. 5 is a front elevational view thereof;  
FIG. 6 is a right side view thereof;  
FIG. 7 is a left side view thereof; and,  
FIG. 8 is a rear elevational view thereof.

(51) **LOC (7) Cl.** ..... **07-99**

(52) **U.S. Cl.** ..... **D8/41**

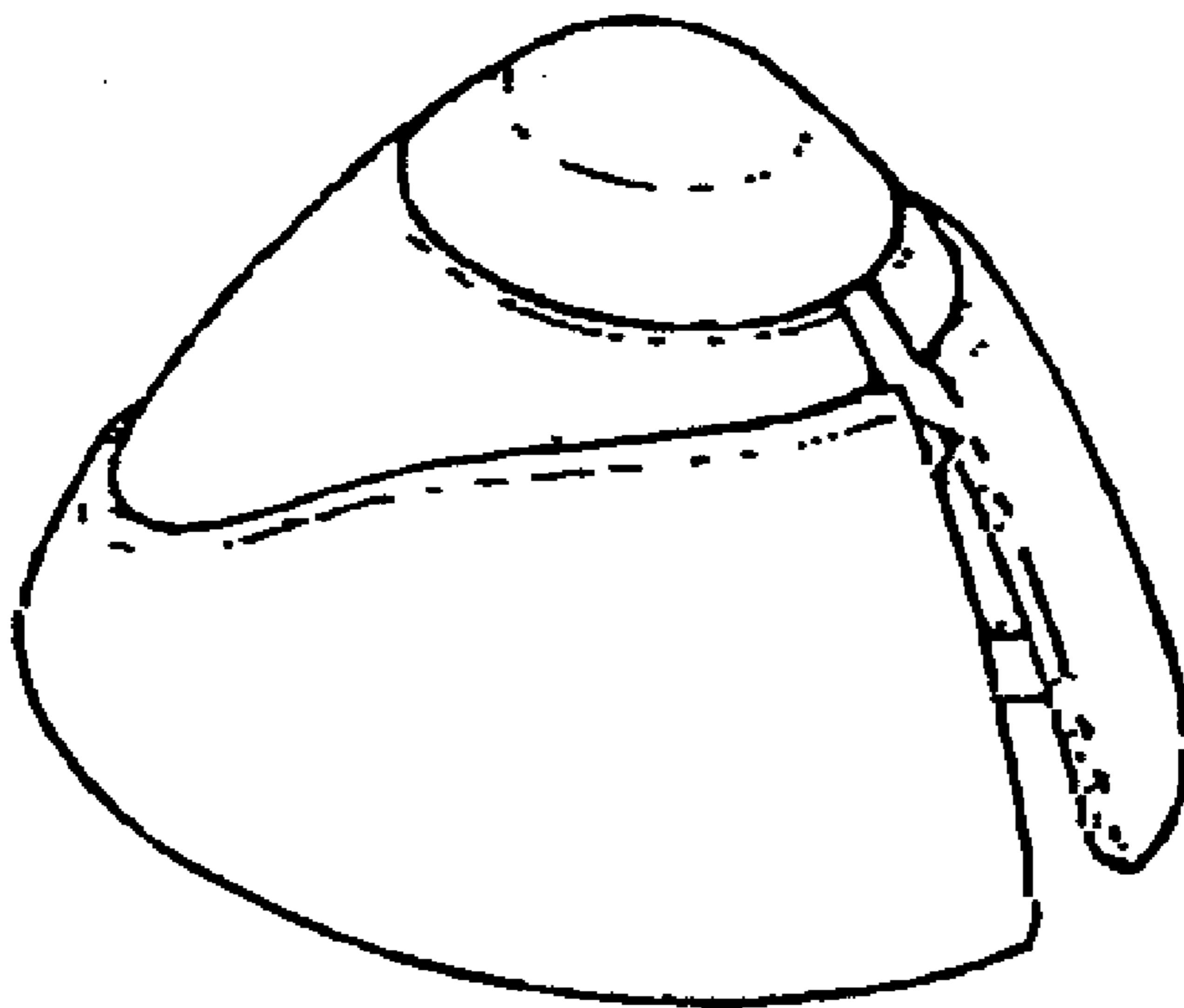
(58) **Field of Search** ..... D8/33-43, 98,  
D8/101, 105; 7/151-156; 30/1.5, 2, 400-450;  
81/3.07-3.49

(56) **References Cited**

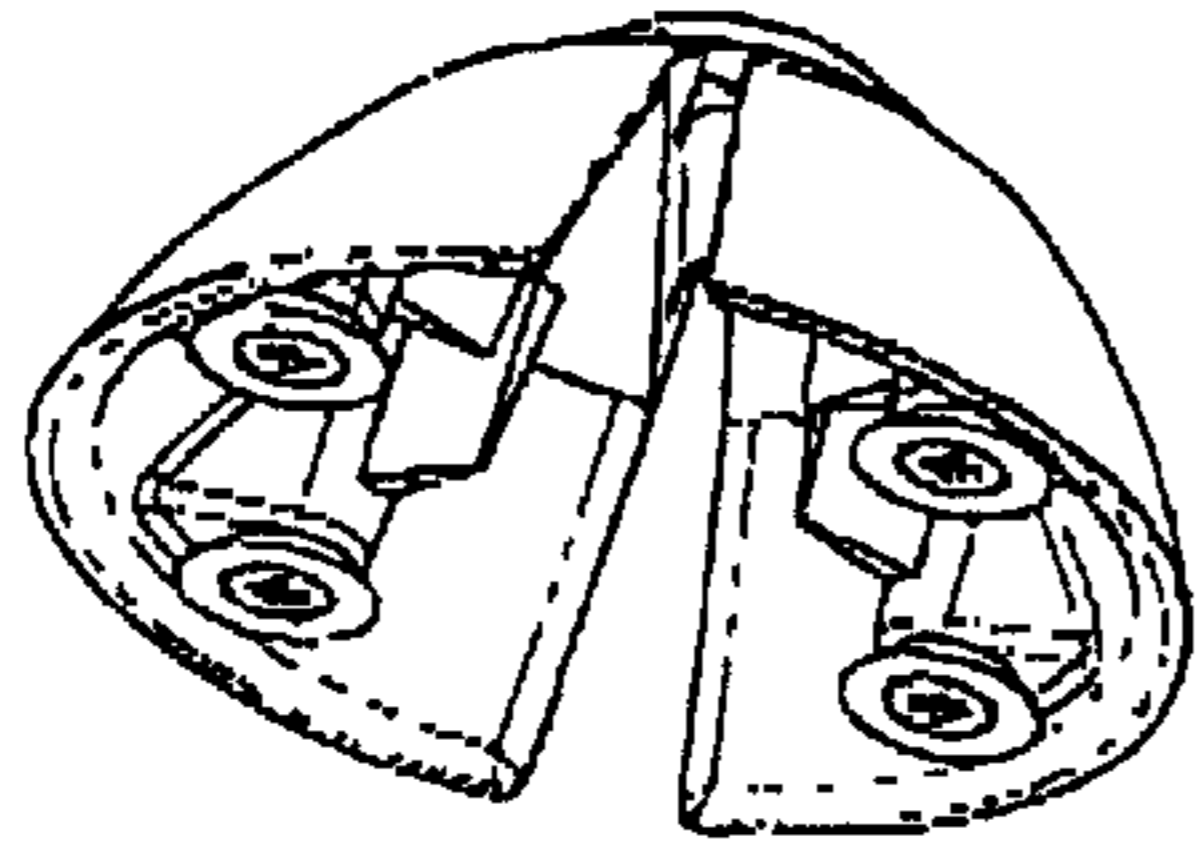
**U.S. PATENT DOCUMENTS**

3,038,178 A \* 6/1962 Schumacher ..... 7/151

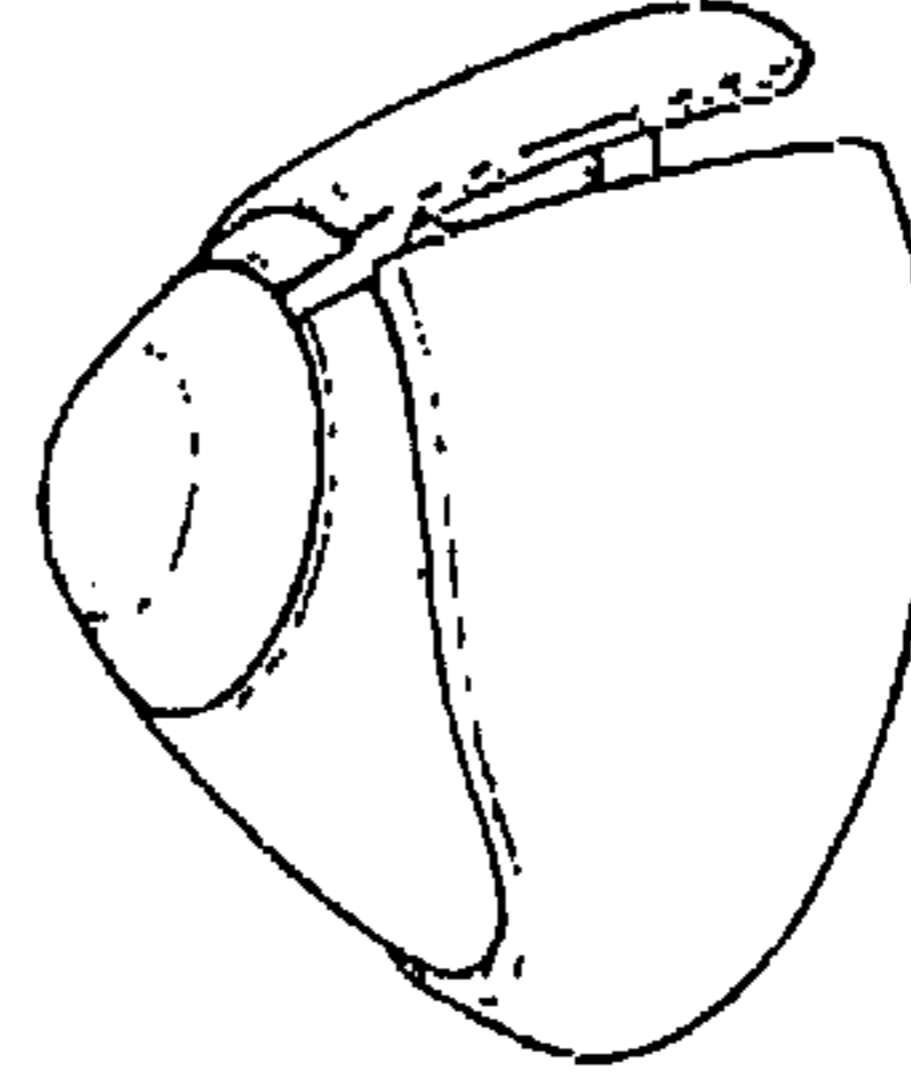
**1 Claim, 1 Drawing Sheet**



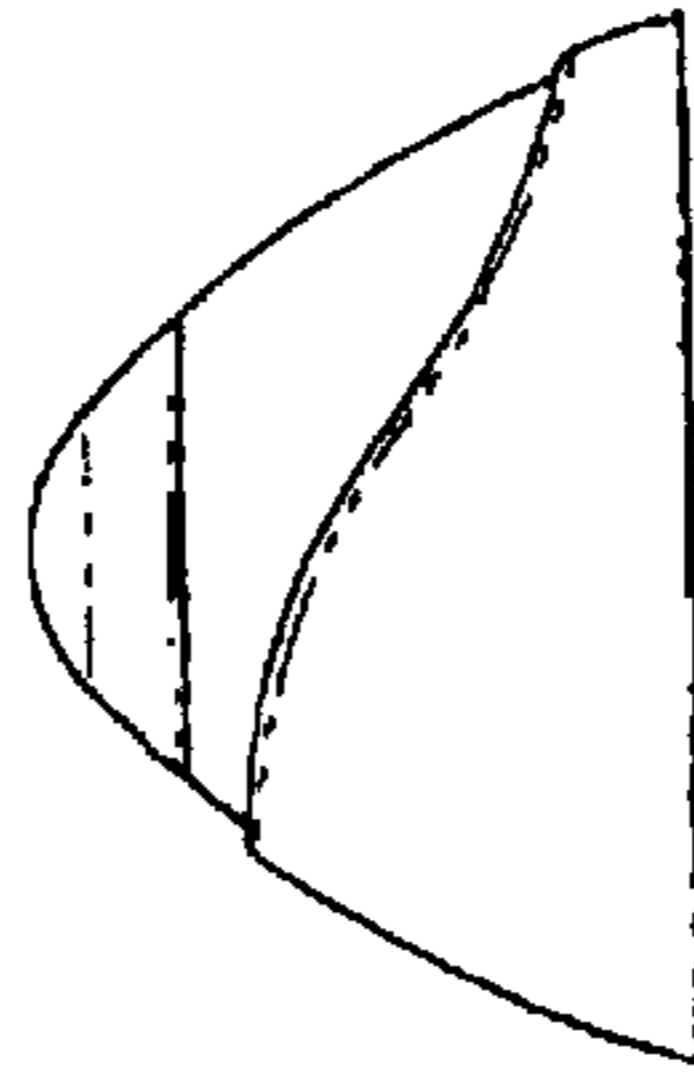
**ANGLED VIEW**



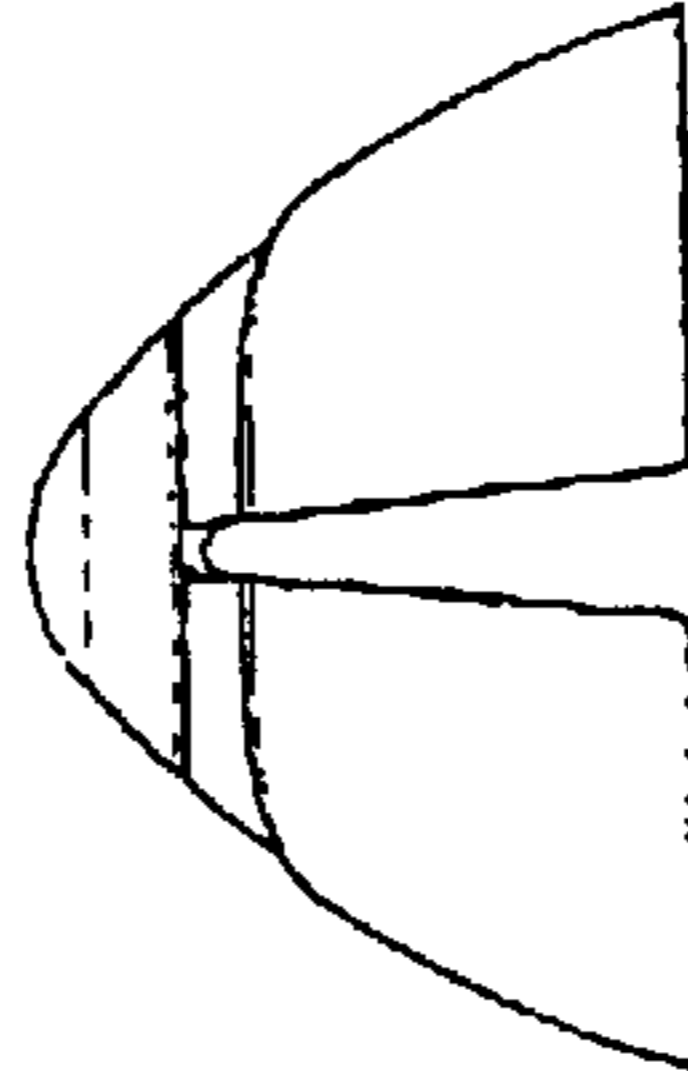
ANGLED VIEW  
**FIG. 1**



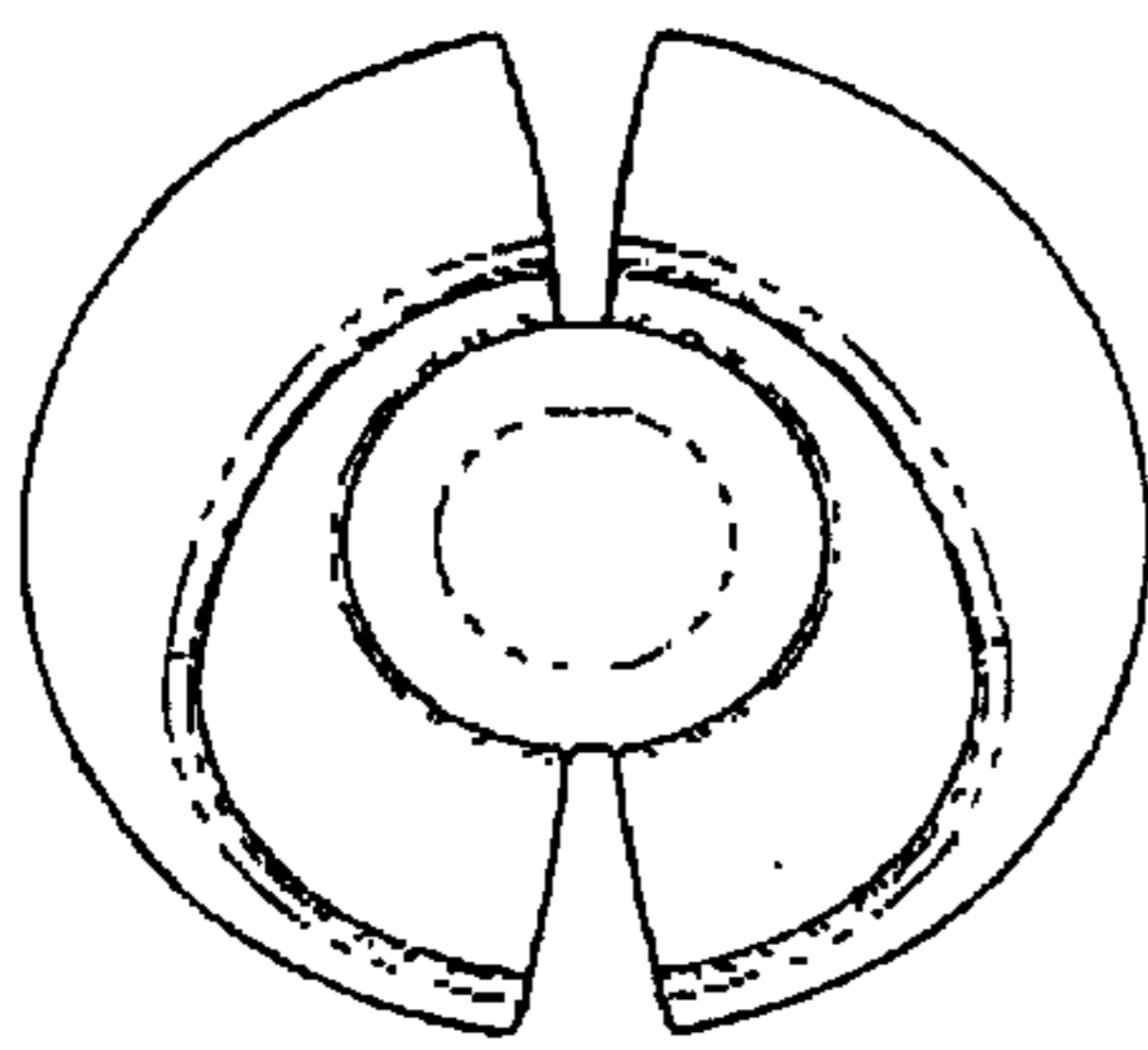
ANGLED VIEW  
**FIG. 2**




BACK VIEW  
**FIG. 8**



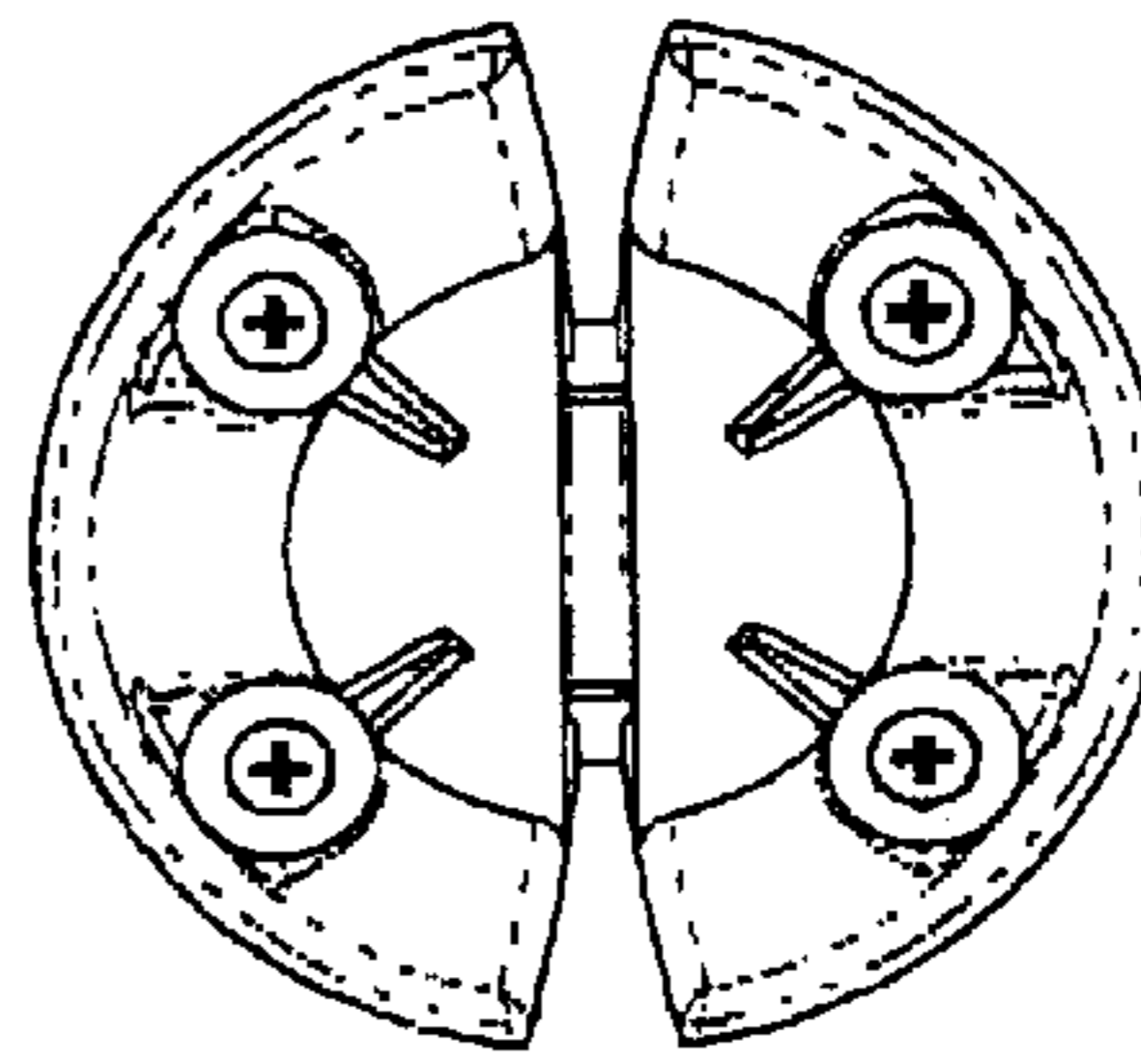
RIGHT VIEW  
**FIG. 6**



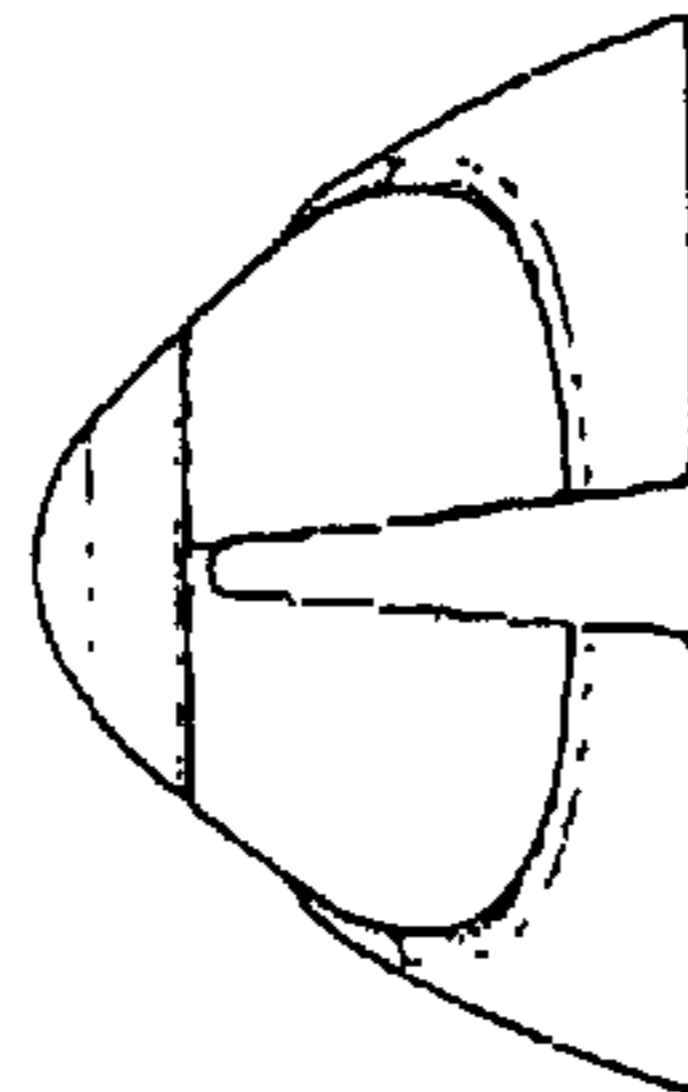
TOP VIEW  
**FIG. 3**



FRONT VIEW  
**FIG. 5**



BOTTOM VIEW  
**FIG. 4**



LEFT VIEW  
**FIG. 7**

UNITED STATES PATENT AND TRADEMARK OFFICE  
**CERTIFICATE OF CORRECTION**

PATENT NO. : Des. 490,286 S  
APPLICATION NO. : 29/176924  
DATED : May 26, 2004  
INVENTOR(S) : Simons

Page 1 of 4

It is certified that error appears in the above-identified patent and that said Letters Patent is hereby corrected as shown below:

The title page showing the illustrative figure should be deleted to be replaced with the attached title page.

The drawing sheets, consisting of Figs. 1-8, should be deleted to be replaced with the drawing sheets, consisting of Figs. 1-8, as shown on the attached page.

Signed and Sealed this

Twenty-fourth Day of February, 2009



JOHN DOLL  
*Acting Director of the United States Patent and Trademark Office*

(12) **United States Design Patent**  
**Simons**

(10) **Patent No.:** **US D490,286 S**  
(45) **Date of Patent:** **\*\* May 25, 2004**

(54) **FOIL CUTTER FOR A BEVERAGE BOTTLE**

D397,922 S \* 9/1998 Gort-Barten ..... D8/41  
D459,963 S \* 7/2002 Usbeck ..... D8/41

(75) **Inventor:** **Danny Simons, Nerang (AU)**

\* cited by examiner

(73) **Assignee:** **Argyle Wine Accessories Pty Ltd,  
Nerang (AU)**

*Primary Examiner*—Caron D. Veynar  
(74) *Attorney, Agent, or Firm*—Ladas & Parry

(\*\*) **Term:** **14 Years**

(57) **CLAIM**

(21) **Appl. No.:** **29/176,924**

The ornamental design for a foil cutter for a beverage bottle,  
as shown and described.

(22) **Filed:** **Feb. 28, 2003**

**DESCRIPTION**

(30) **Foreign Application Priority Data**

Aug. 28, 2002 (AU) ..... 2673/2002

(51) **LOC (7) CL** ..... **07-99**

(52) **U.S. Cl.** ..... **D8/41**

(58) **Field of Search** ..... **D8/33-43, 98,  
D8/101, 105; 7/151-156; 30/1.5, 2, 400-450;  
81/3.07-3.49**

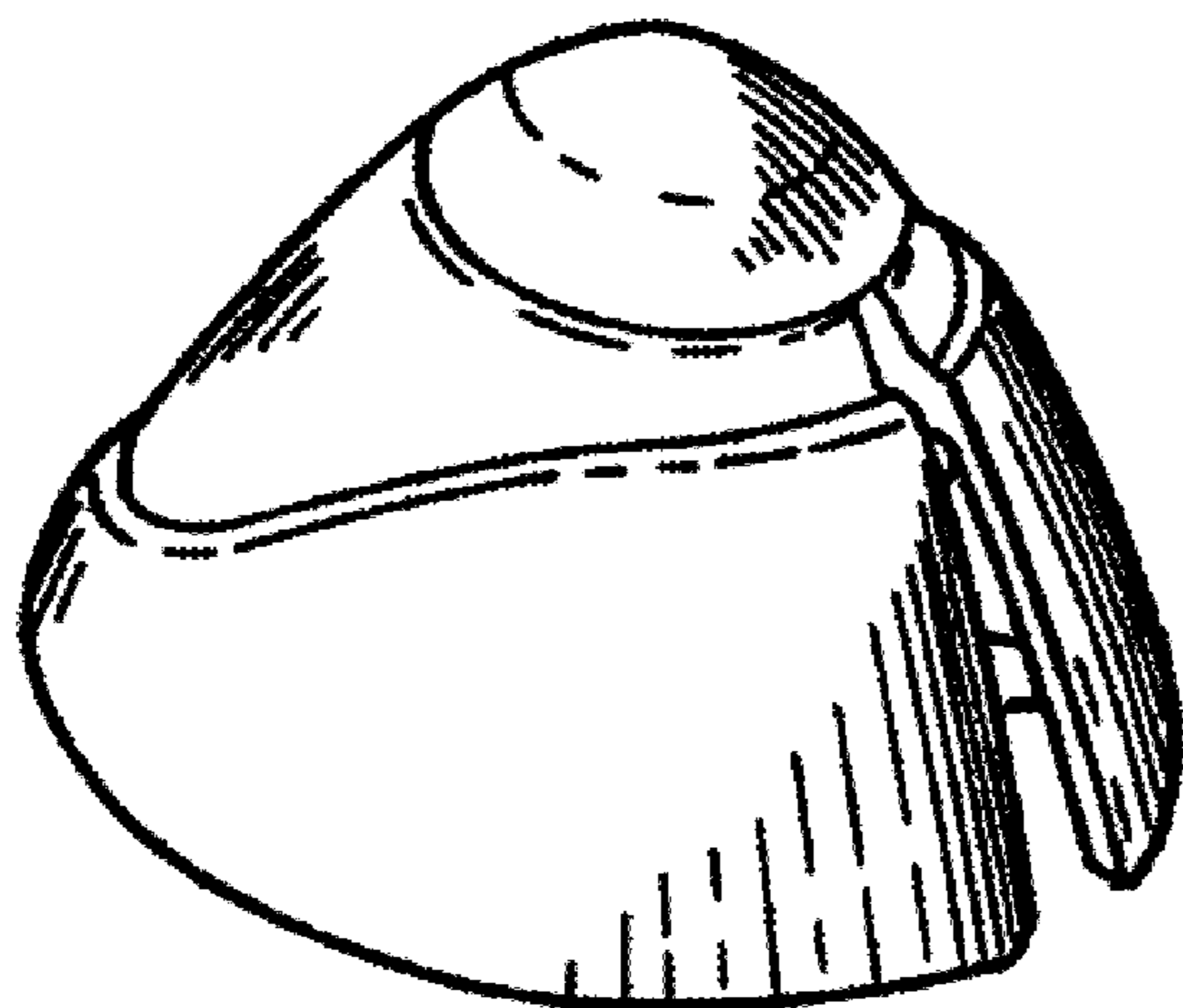
FIG. 1 is a perspective view from below and to one side of  
a foil cutter for a beverage bottle showing my new design;  
FIG. 2 is a perspective view thereof from the opposite side  
and above;  
FIG. 3 is a top view thereof;  
FIG. 4 is a bottom view thereof;  
FIG. 5 is a front elevational view thereof;  
FIG. 6 is a right side view thereof;  
FIG. 7 is a left side view thereof; and,  
FIG. 8 is a rear elevational view thereof.

(56) **References Cited**

**U.S. PATENT DOCUMENTS**

3,038,178 A \* 6/1962 Schumacher ..... 7/151

**1 Claim, 1 Drawing Sheet**



U.S. Patent

May 25, 2004

Sheet 1 of 2

D490,286 S

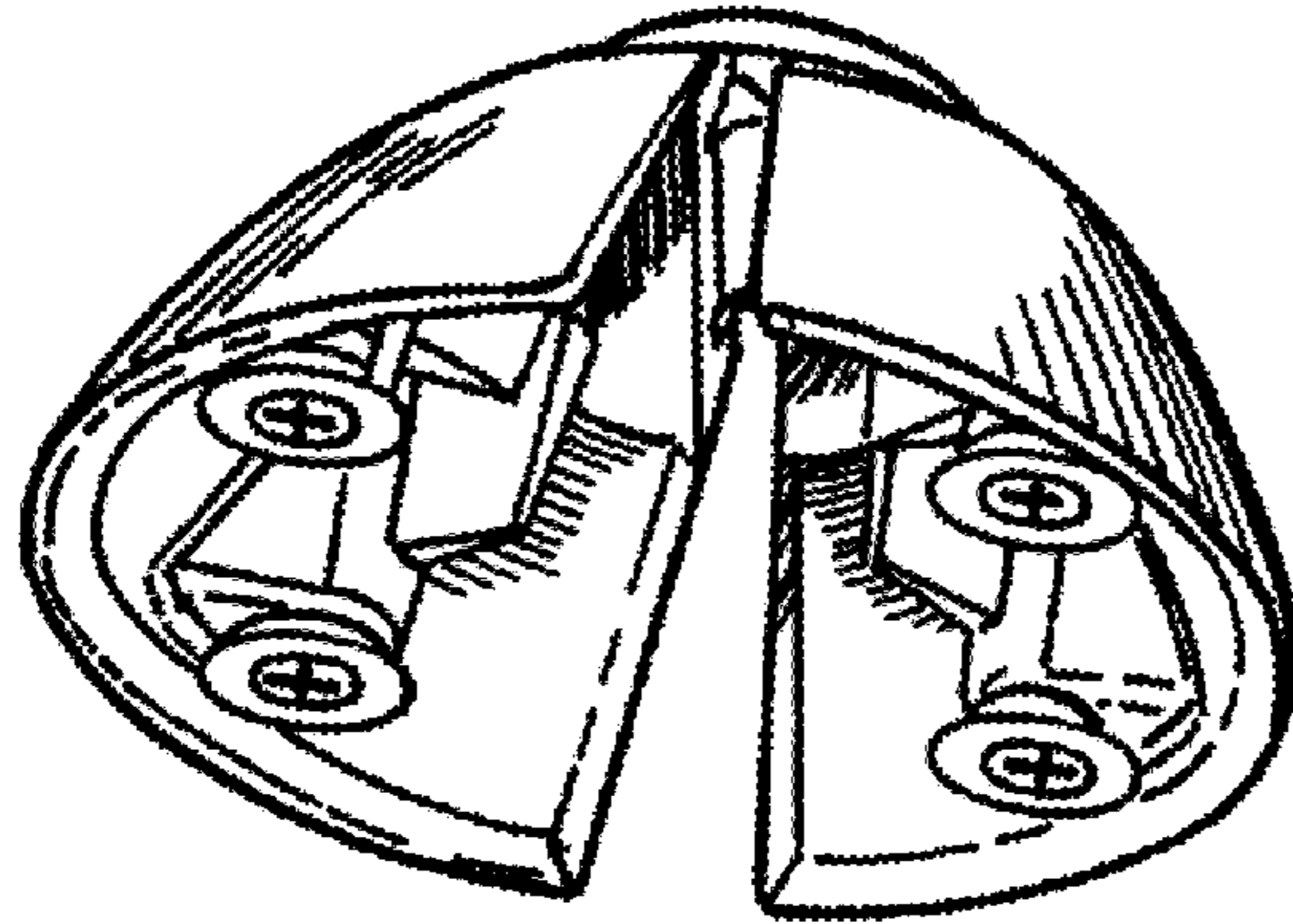


FIGURE 1

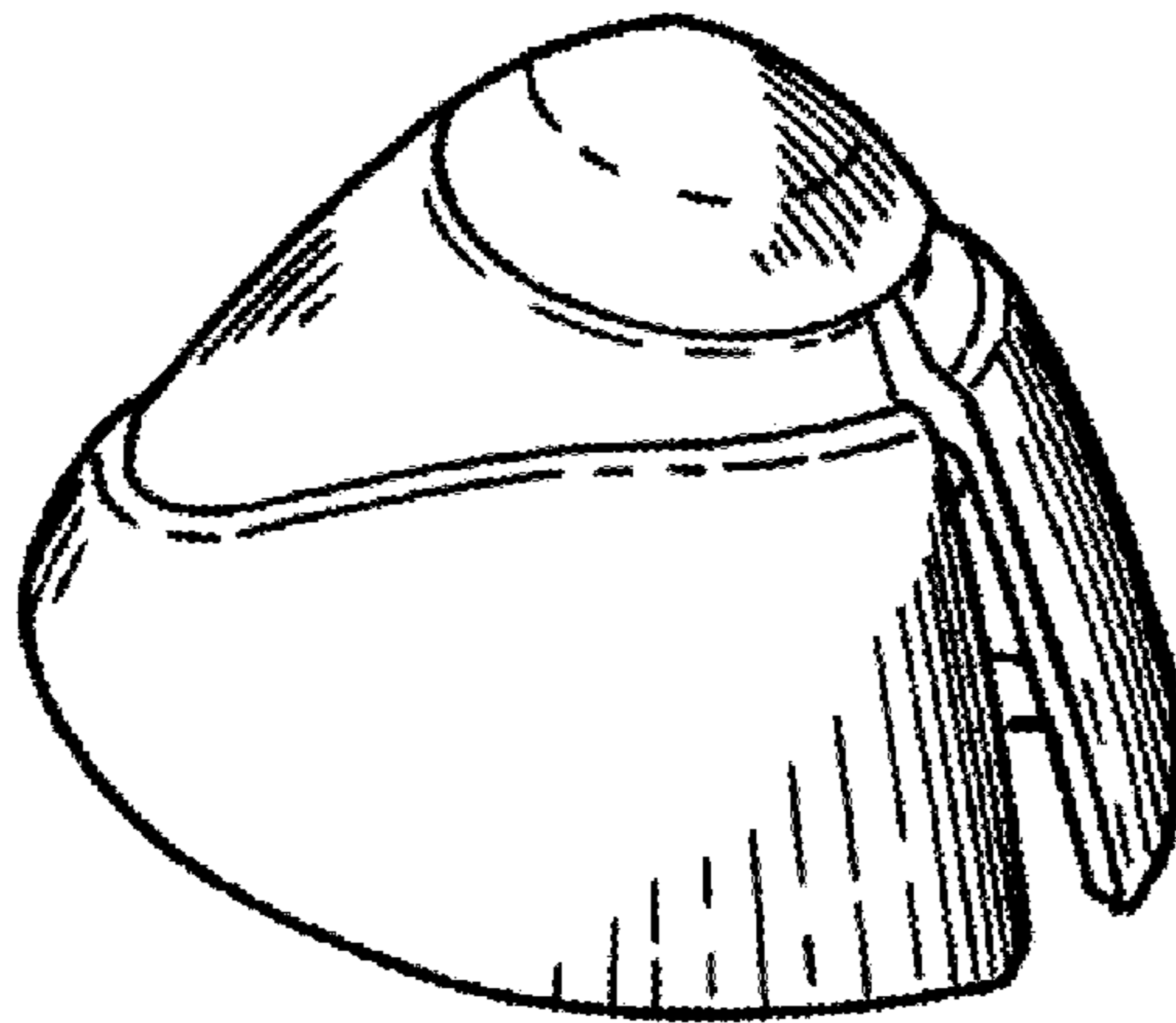


FIGURE 2

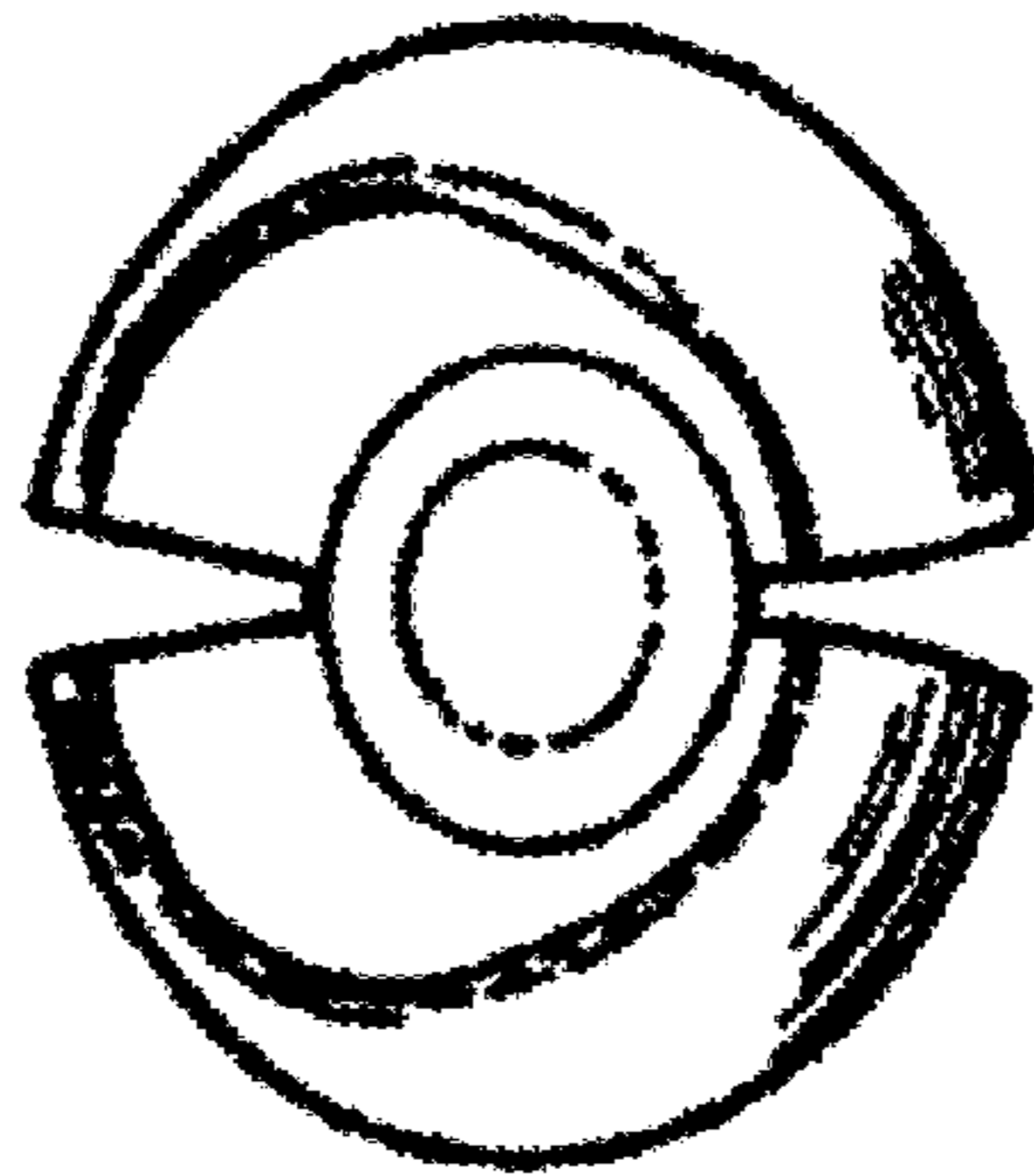


FIGURE 3



FIGURE 7



FIGURE 5



FIGURE 6



FIGURE 8




FIGURE 4

UNITED STATES PATENT AND TRADEMARK OFFICE  
**CERTIFICATE OF CORRECTION**

PATENT NO. : Des. 490,286 S  
APPLICATION NO. : 29/176924  
DATED : May 25, 2004  
INVENTOR(S) : Simons

Page 1 of 4

It is certified that error appears in the above-identified patent and that said Letters Patent is hereby corrected as shown below:

The title page showing the illustrative figure should be deleted to be replaced with the attached title page.

The drawing sheets, consisting of Figs. 1-8, should be deleted to be replaced with the drawing sheets, consisting of Figs. 1-8, as shown on the attached page.

This certificate supersedes the Certificate of Correction issued February 24, 2009.

Signed and Sealed this

Thirty-first Day of March, 2009



JOHN DOLL  
*Acting Director of the United States Patent and Trademark Office*

(12) **United States Design Patent**  
**Simons**

(10) **Patent No.:** **US D490,286 S**  
(45) **Date of Patent:** **\*\* May 25, 2004**

(54) **FOIL CUTTER FOR A BEVERAGE BOTTLE**

D397,922 S \* 9/1998 Gort-Barten ..... D8/41  
D459,963 S \* 7/2002 Usbeck ..... D8/41

(75) **Inventor:** **Danny Simons, Nerang (AU)**

\* cited by examiner

(73) **Assignee:** **Argyle Wine Accessories Pty Ltd,  
Nerang (AU)**

*Primary Examiner*—Caron D. Veynar  
(74) *Attorney, Agent, or Firm*—Ladas & Parry

(\*\*) **Term:** **14 Years**

(57) **CLAIM**

(21) **Appl. No.:** **29/176,924**

The ornamental design for a foil cutter for a beverage bottle,  
as shown and described.

(22) **Filed:** **Feb. 28, 2003**

**DESCRIPTION**

(30) **Foreign Application Priority Data**

Aug. 28, 2002 (AU) ..... 2673/2002

(51) **LOC (7) CL** ..... **07-99**

(52) **U.S. Cl.** ..... **D8/41**

(58) **Field of Search** ..... **D8/33-43, 98,  
D8/101, 105; 7/151-156; 30/1.5, 2, 400-450;  
81/3.07-3.49**

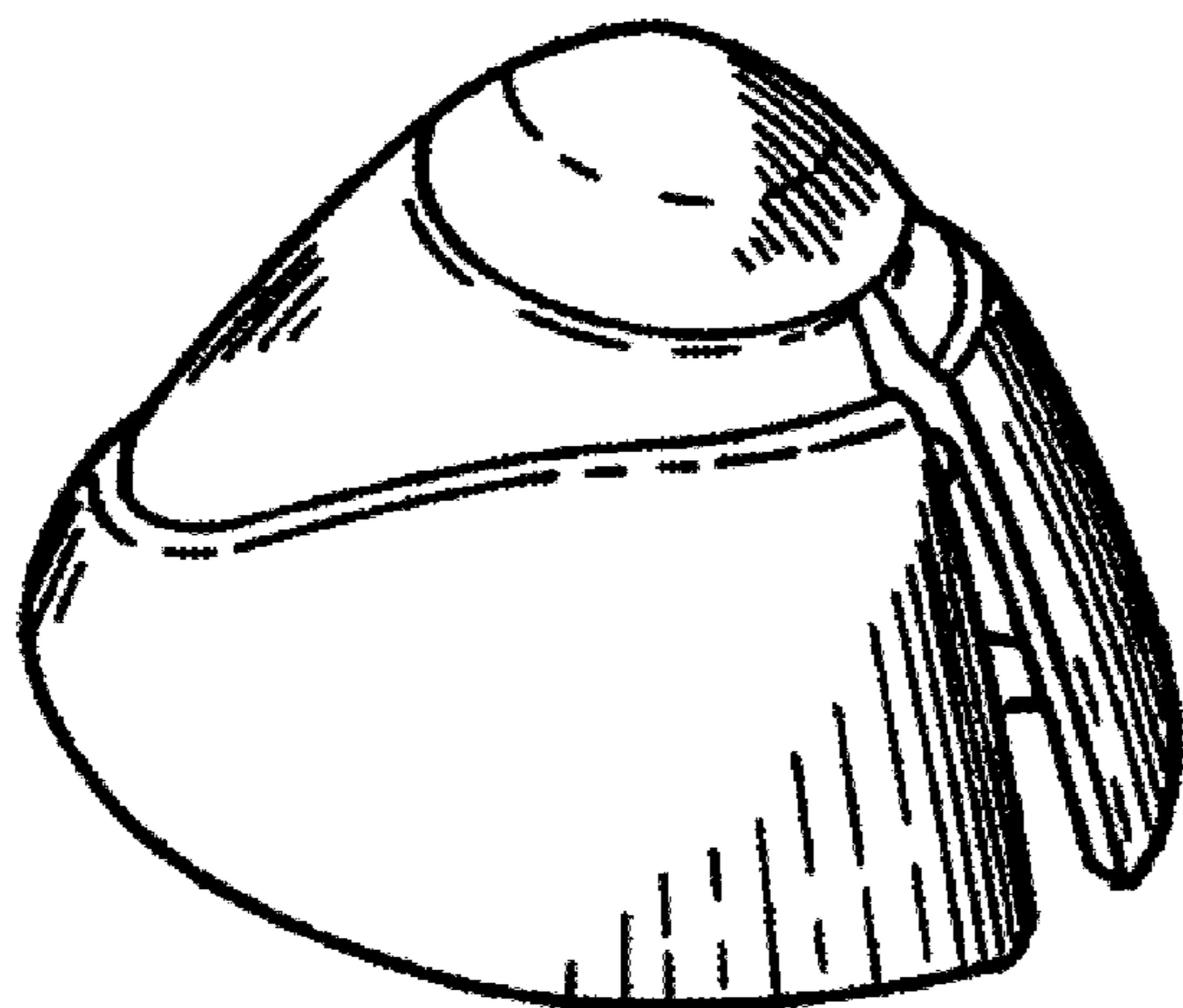
FIG. 1 is a perspective view from below and to one side of  
a foil cutter for a beverage bottle showing my new design;  
FIG. 2 is a perspective view thereof from the opposite side  
and above;  
FIG. 3 is a top view thereof;  
FIG. 4 is a bottom view thereof;  
FIG. 5 is a front elevational view thereof;  
FIG. 6 is a right side view thereof;  
FIG. 7 is a left side view thereof; and,  
FIG. 8 is a rear elevational view thereof.

(56) **References Cited**

**U.S. PATENT DOCUMENTS**

3,038,178 A \* 6/1962 Schumacher ..... 7/151

**1 Claim, 1 Drawing Sheet**





U.S. Patent

May 25, 2004

Sheet 1 of 2

D490,286 S

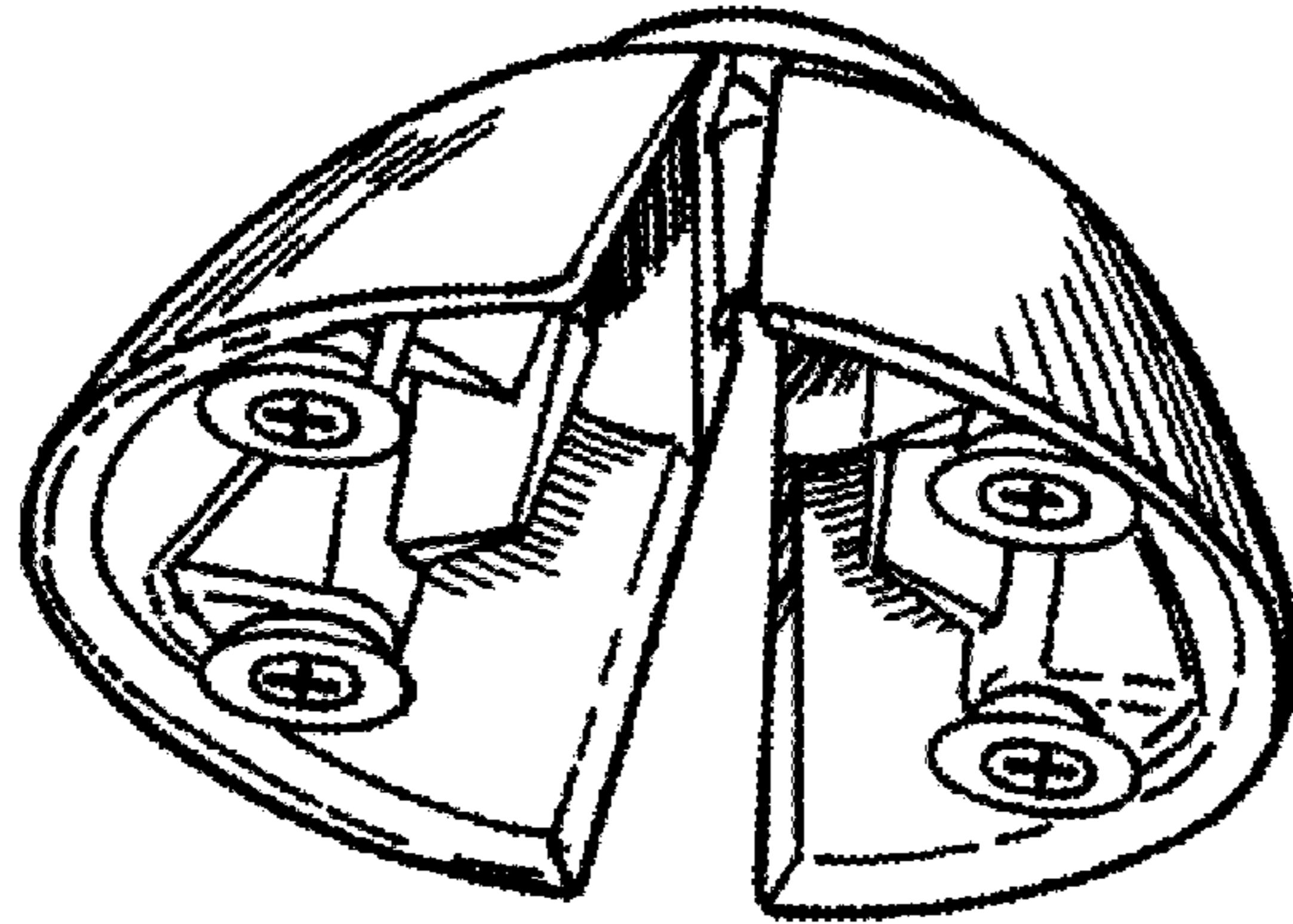


FIGURE 1

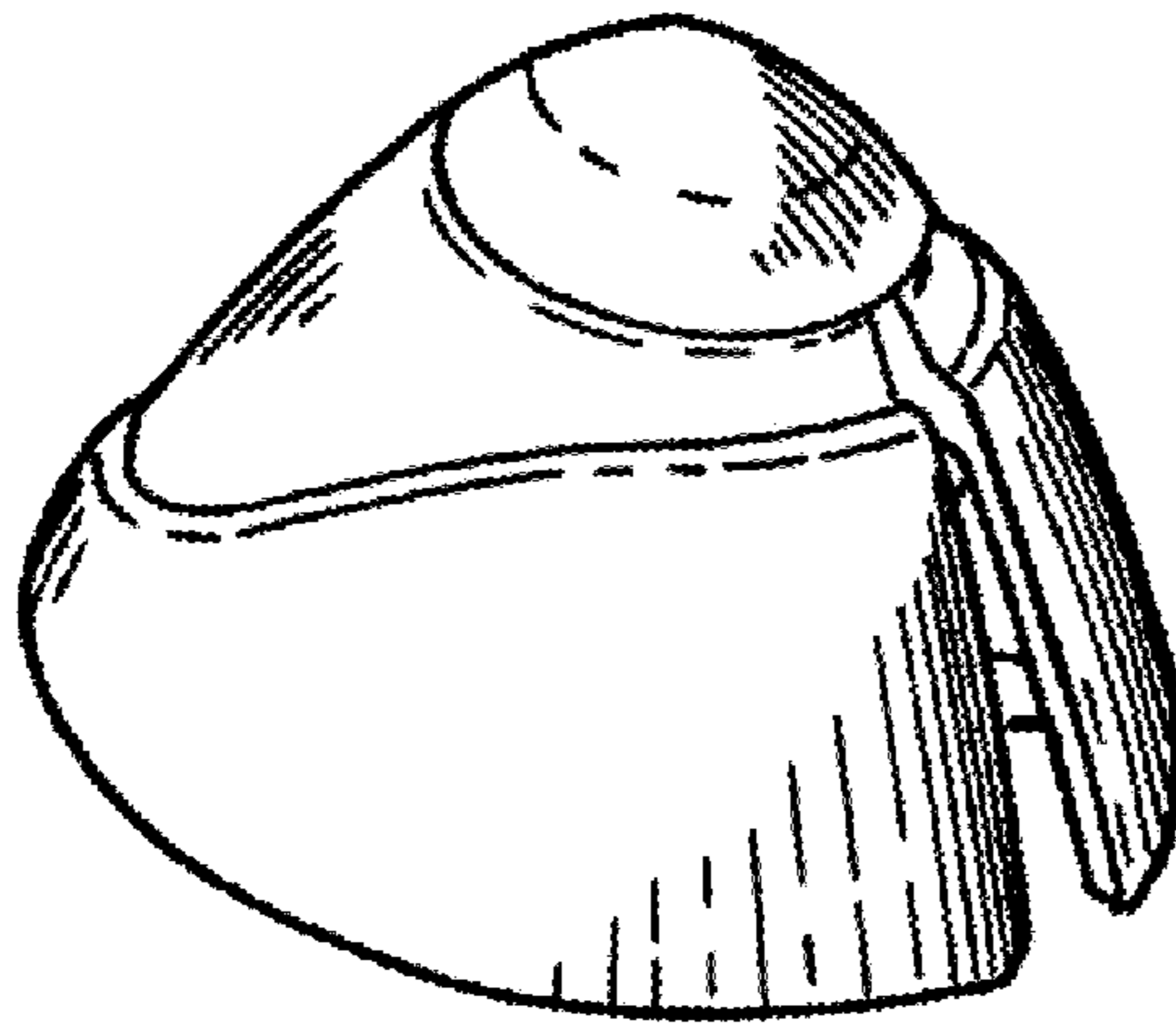


FIGURE 2

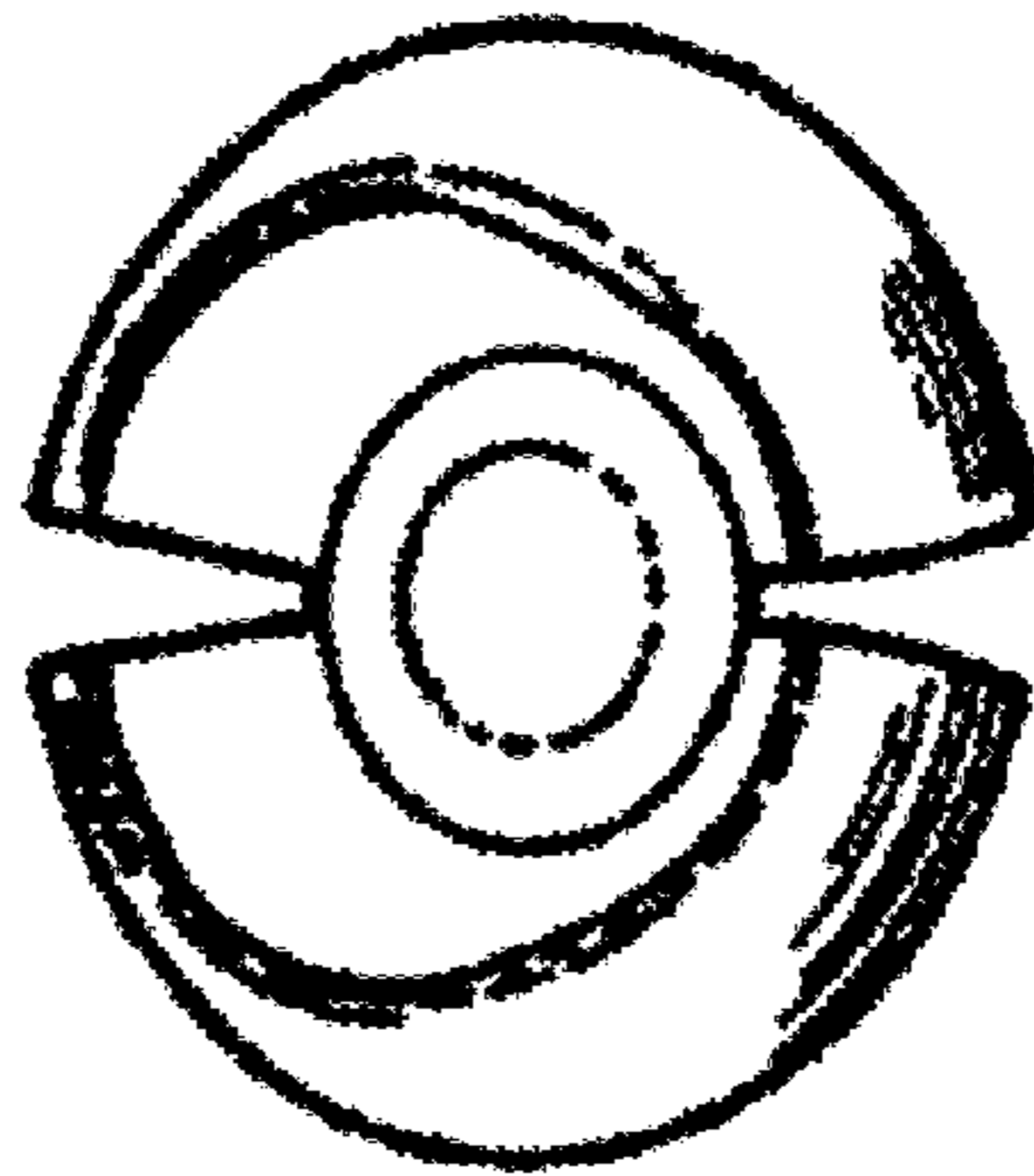


FIGURE 3



FIGURE 7



FIGURE 5



FIGURE 6



FIGURE 8




FIGURE 4