



US00D490280S

(12) **United States Design Patent**  
**Shane-Schuldt**

(10) **Patent No.:** **US D490,280 S**

(45) **Date of Patent:** **\*\* May 25, 2004**

(54) **SPOON**

(75) **Inventor:** **Diane Shane-Schuldt**, Sherrill, NY (US)

(73) **Assignee:** **Oneida, Ltd.**, Oneida, NY (US)

(\*\*) **Term:** **14 Years**

(21) **Appl. No.:** **29/181,360**

(22) **Filed:** **May 9, 2003**

(51) **LOC (7) Cl.** ..... **07-03**

(52) **U.S. Cl.** ..... **D7/653**

(58) **Field of Search** ..... D7/642-645, 653-664, D7/401.2; 30/147-150, 322-328

(56) **References Cited**

**U.S. PATENT DOCUMENTS**

|            |   |         |              |       |        |
|------------|---|---------|--------------|-------|--------|
| D35,202 S  | * | 10/1901 | Allen        | ..... | D7/653 |
| D440,831 S | * | 4/2001  | Welch et al. | ..... | D7/645 |
| D455,936 S | * | 4/2002  | Welch        | ..... | D7/645 |

**FOREIGN PATENT DOCUMENTS**

GB 2097909 \* 12/2000

\* cited by examiner

*Primary Examiner*—Caron D. Veynar

(74) *Attorney, Agent, or Firm*—Wall Marjama & Bilinski LLP

(57) **CLAIM**

The ornamental design for a spoon, as shown and described.

**DESCRIPTION**

FIG. 1 is a top plan view of a spoon, illustrating my new design;

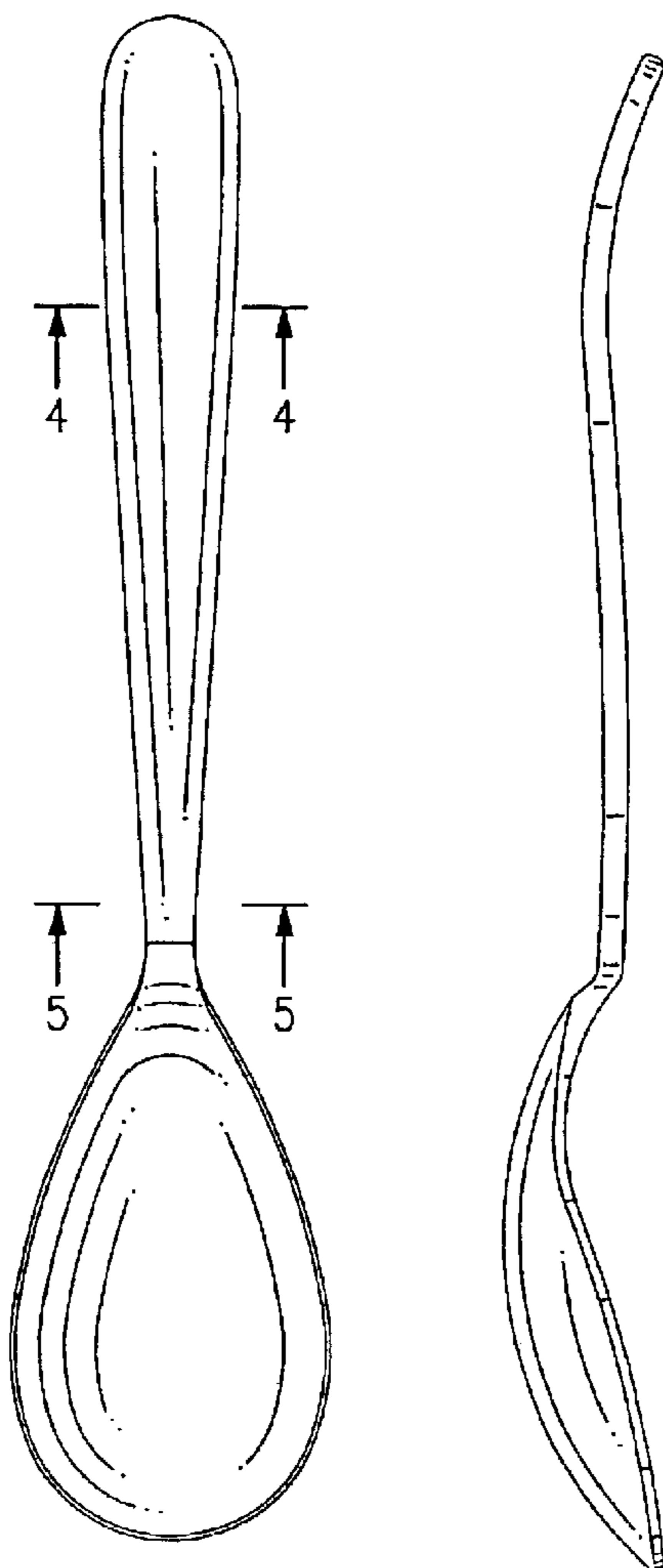
FIG. 2 is a bottom plan view thereof;

FIG. 3 is a right side elevation view thereof; the left side elevation view being a mirror image thereof;

FIG. 4 is a cross-sectional view taken along line 4—4 of FIG. 1; and,

FIG. 5 is a cross-sectional view taken along line 5—5 of FIG. 1.

**1 Claim, 1 Drawing Sheet**



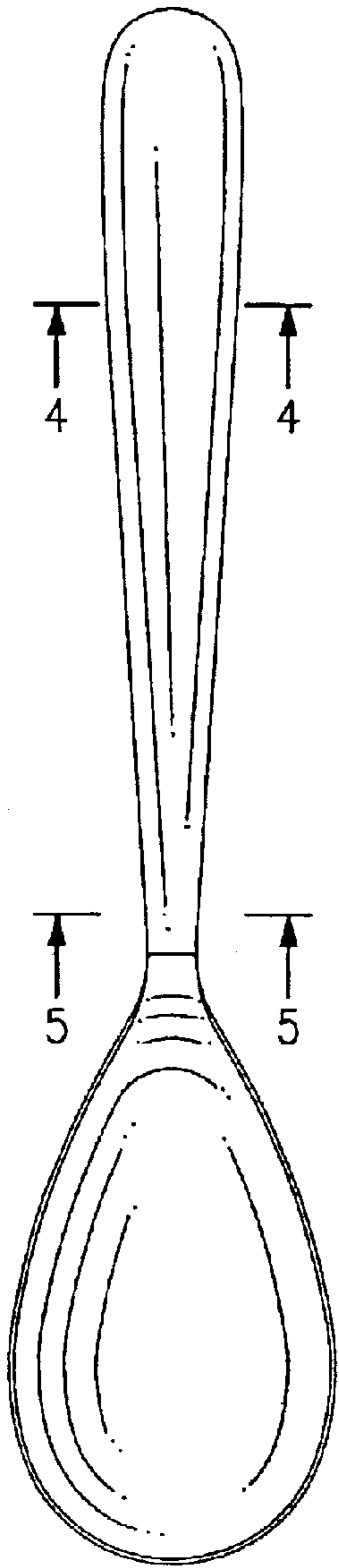


FIG. 1

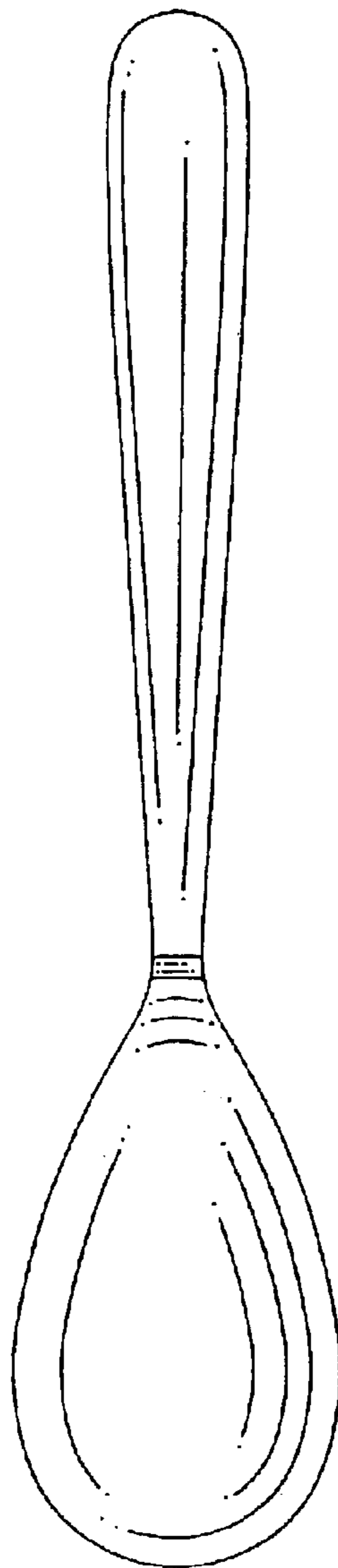


FIG. 2

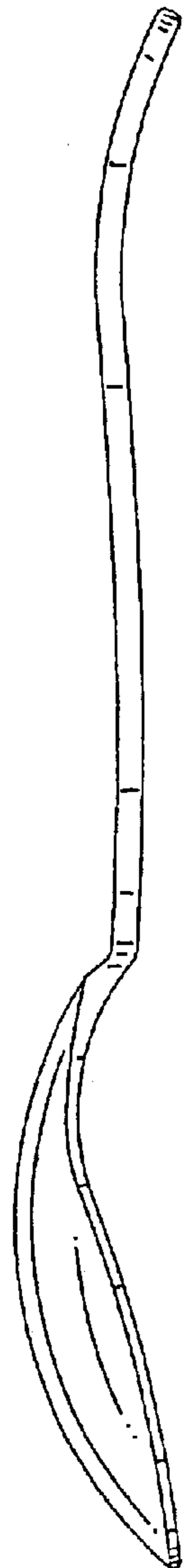


FIG. 3



FIG. 4



FIG. 5