



US00D490273S

(12) **United States Design Patent**  
**Hockey**

(10) **Patent No.:** **US D490,273 S**

(45) **Date of Patent:** **\*\* May 25, 2004**

(54) **REVOLVING SPICE RACK CAROUSEL**

(75) **Inventor:** **Thomas W. J. Hockey**, Simi Valley, CA (US)

(73) **Assignee:** **Leeds Engineering Corporation**, Oxnard, CA (US)

(\*\*) **Term:** **14 Years**

(21) **Appl. No.:** **29/188,140**

(22) **Filed:** **Aug. 12, 2003**

(51) **LOC (7) Cl.** ..... **07-06**

(52) **U.S. Cl.** ..... **D7/600.2**

(58) **Field of Search** ..... D7/600.1-600.4,  
D7/701, 707, 708; D6/449, 457, 466, 512,  
513, 534, 552; 211/70.1, 74, 75, 77, 78

(56) **References Cited**

**U.S. PATENT DOCUMENTS**

1,759,140 A \* 5/1930 Rae ..... 211/77

2,534,680 A \* 12/1950 Poirier et al. .... 211/77

2,694,495 A \* 11/1954 Faures ..... 211/74

D407,279 S \* 3/1999 Tisdale ..... D7/600.2

\* cited by examiner

*Primary Examiner*—Terry A. Wallace

(74) *Attorney, Agent, or Firm*—Jack C. Munro

(57) **CLAIM**

The ornamental design for revolving spice rack carousel, as shown and described.

**DESCRIPTION**


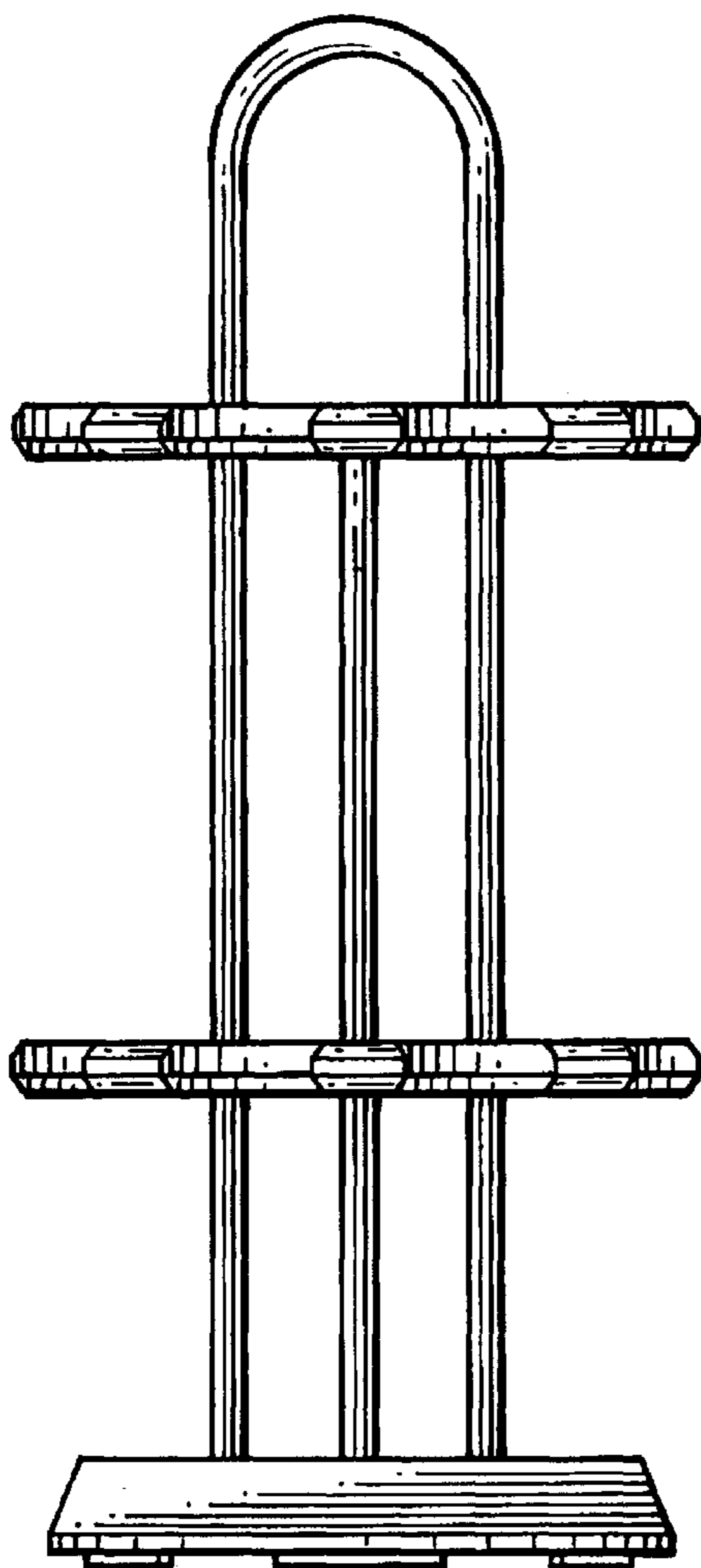
FIG. 1 is a front elevational view of the revolving spice rack carousel showing my new design with the rear view being identical;

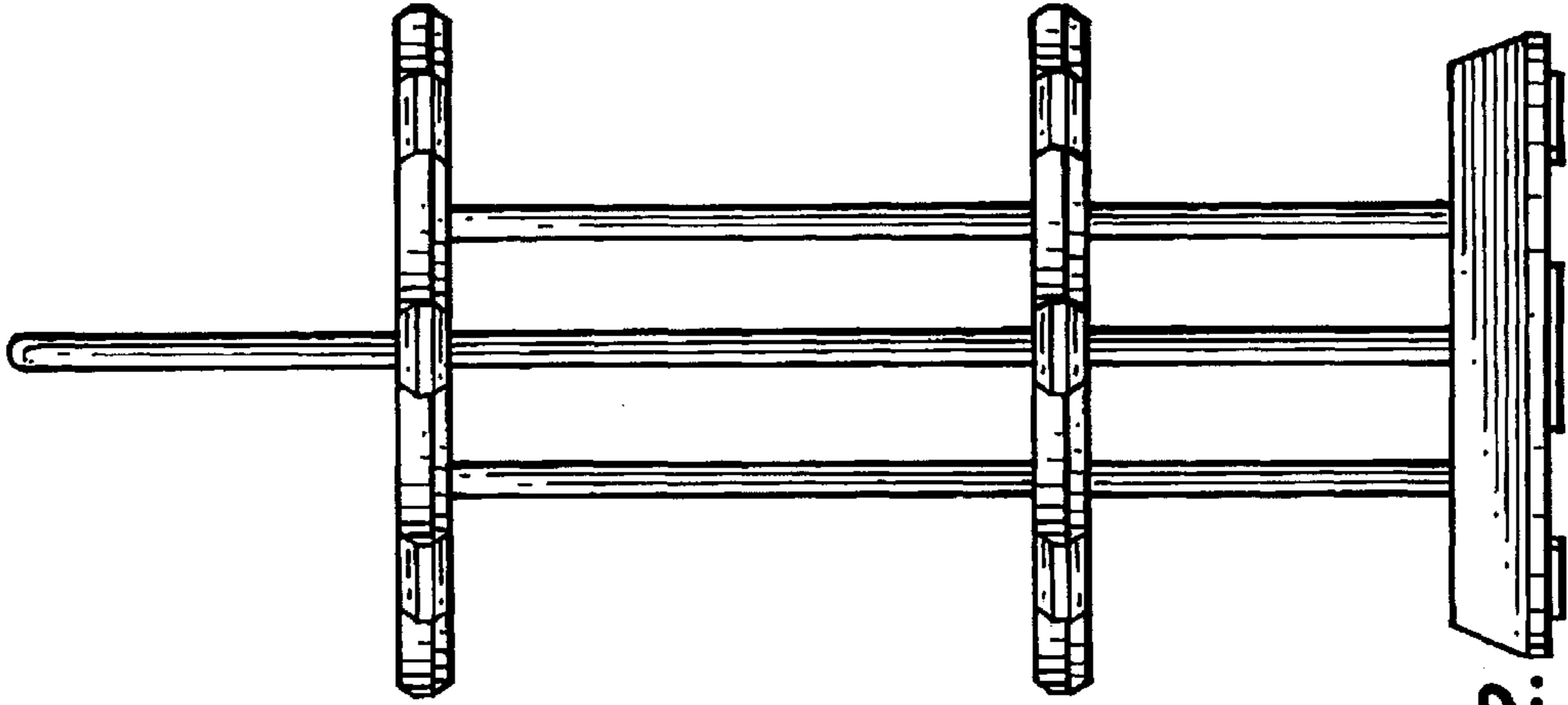
FIG. 2 is a left side elevational view thereof with the right side being identical;

FIG. 3 is a top plan view thereof; and,

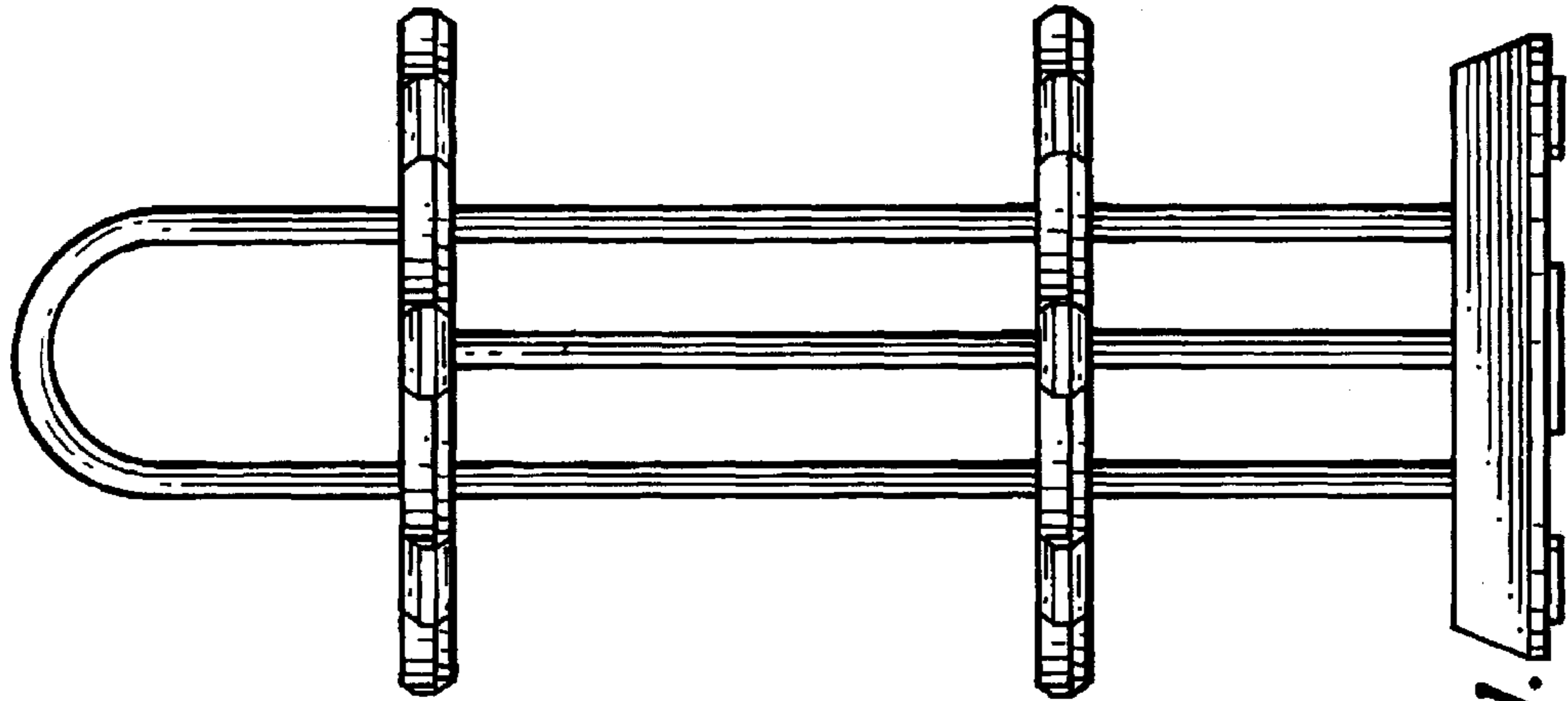
FIG. 4 is a bottom plan view thereof.

**1 Claim, 2 Drawing Sheets**







*Fig. 2.*



*Fig. 1.*



*Fig. 4.*



*Fig. 3.*